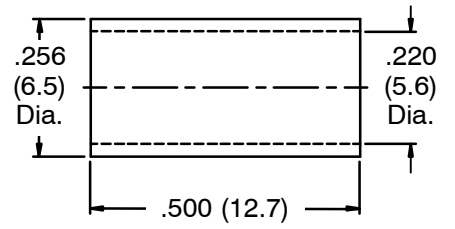
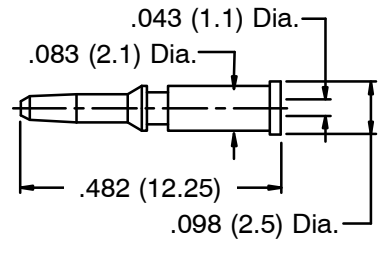
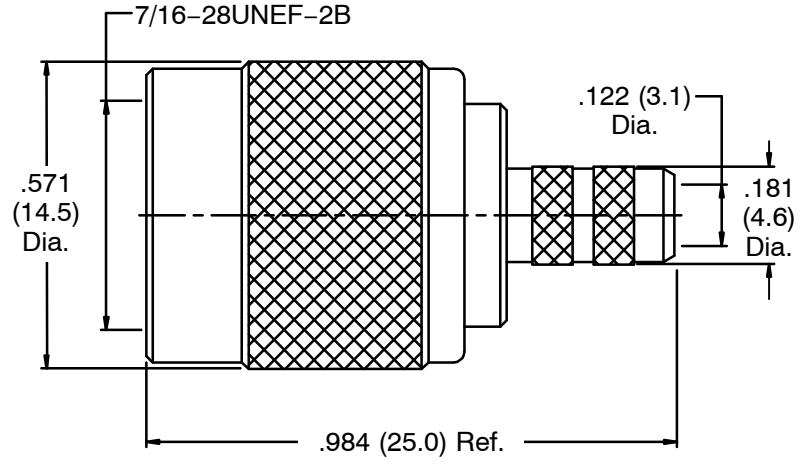
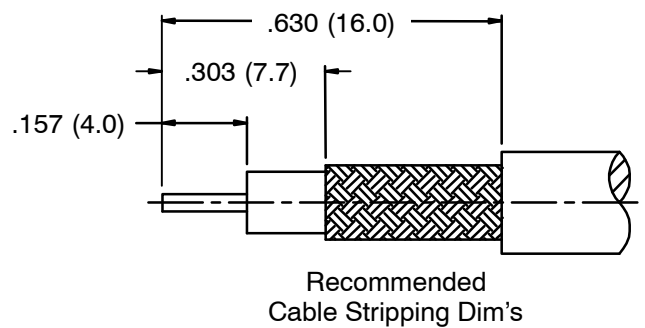


1 2 3 4 5 6 7 8

F
E
D
C
B
A

F
E
D
C
B
A



NOTES: Finish (Plating Thickness in Micro-inches)
 1. Brass
 2. Nickel Pl. 100 Min. Thick over Copper Pl. 50 Min. Thick
 3. Gold Pl. 3 Min Thick over Nickel Pl. 50 Min. Thick over Copper Pl. 50 Min. Thick

Crimped Ferrule
 Hex Crimp Size .213 (5.4)
 Crimped Contact Pin
 Hex Crimp Size .068 (1.7)

RoHS Compliant

9	Ferrule	Note 1	Note 2	1	
8	Contact Pin	Note 1	Note 3	1	
7	Washer	Note 1	Note 2	1	
6	Ring	DELTRIN	Natural	1	
5	Retainer Ring	Note 1	Note 2	1	
4	Gasket	Rubber	Red	1	
3	Insulator	DELTRIN	Natural	1	
2	Body	Note 1	Note 2	1	
1	Shell	Note 1	Note 2	1	
No.	Description	Material	Finish	Q'ty	Drawing No.

Dimensions are in Inches
 Unless Otherwise Specified
 Tolerances
 0.5-6 = ±0.2
 6-30 = ±0.4
 30-120 = ±0.6
 120-315 = ±1
 315-1000 = ±1.6
 1000-2000 = ±2.4

Part No.	
Approved	Date 6-17-2010
Checked	Date 6-17-2010
Drawn	Date 6-7-2010

NTE Electronics	
Title TNC Crimp Plug (For RG-58, 58A, 141, LMR195)	
Drawing No. 06-T002	
File No.	

1 2 3 4 5 6 7 8