

NOTES:

1. MATERIALS AND FINISHES:  
 BODY, REAR BODY -BRASS, NICKEL PLATING  
 CONTACT - BRASS, GOLD PLATING  
 INSULATOR - PTFE  
 COUPLING NUT- BRASS, NICKEL PLATING  
 CAP- BRASS, NICKEL PLATING  
 FERRULE- COPPER, NICKEL PLATING

2. ELECTRICAL:  
 A. IMPEDANCE: 50 OHM  
 B. FREQUENCY RANGE: DC - 6 GHz

3. MECHANICAL:  
 A. DURABILITY: 500 CYCLES MIN.  
 B. TEMPERATURE RANGE: -65 C TO +165 C

4. PACKAGING:  
 A. QUANTITY: SINGLE PACK  
 B. MARKING: BAG TO BE MARKED  
 "AMPHENOL RF, 82-6520 AND DATE CODE"

5. RECOMMENDED CABLE ASSEMBLY INSTRUCTIONS:  
 A. TRIM CABLE AS SHOWN.  
 B. SLIDE FERRULE AND REAR INSULATOR ONTO CABLE.  
 C. INSERT CABLE WITH FOIL ENTERING CONNECTOR AND BRAID OVER KNURL.  
 D. SOLDER CABLE CENTER CONDUCTOR TO CONTACT.  
 E. CRIMP FERRULE OVER BRAID WITH 0.429" HEX DIE.

6. CAP ASSEMBLY INSTRUCTIONS:  
 A. ASSEMBLE CAP TO BODY WITH 6-10 IN-LBS TORQUE.

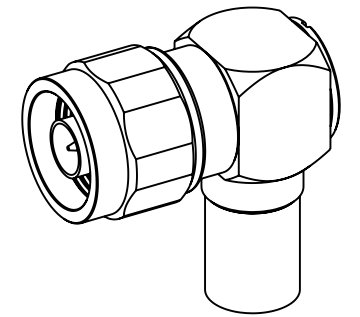
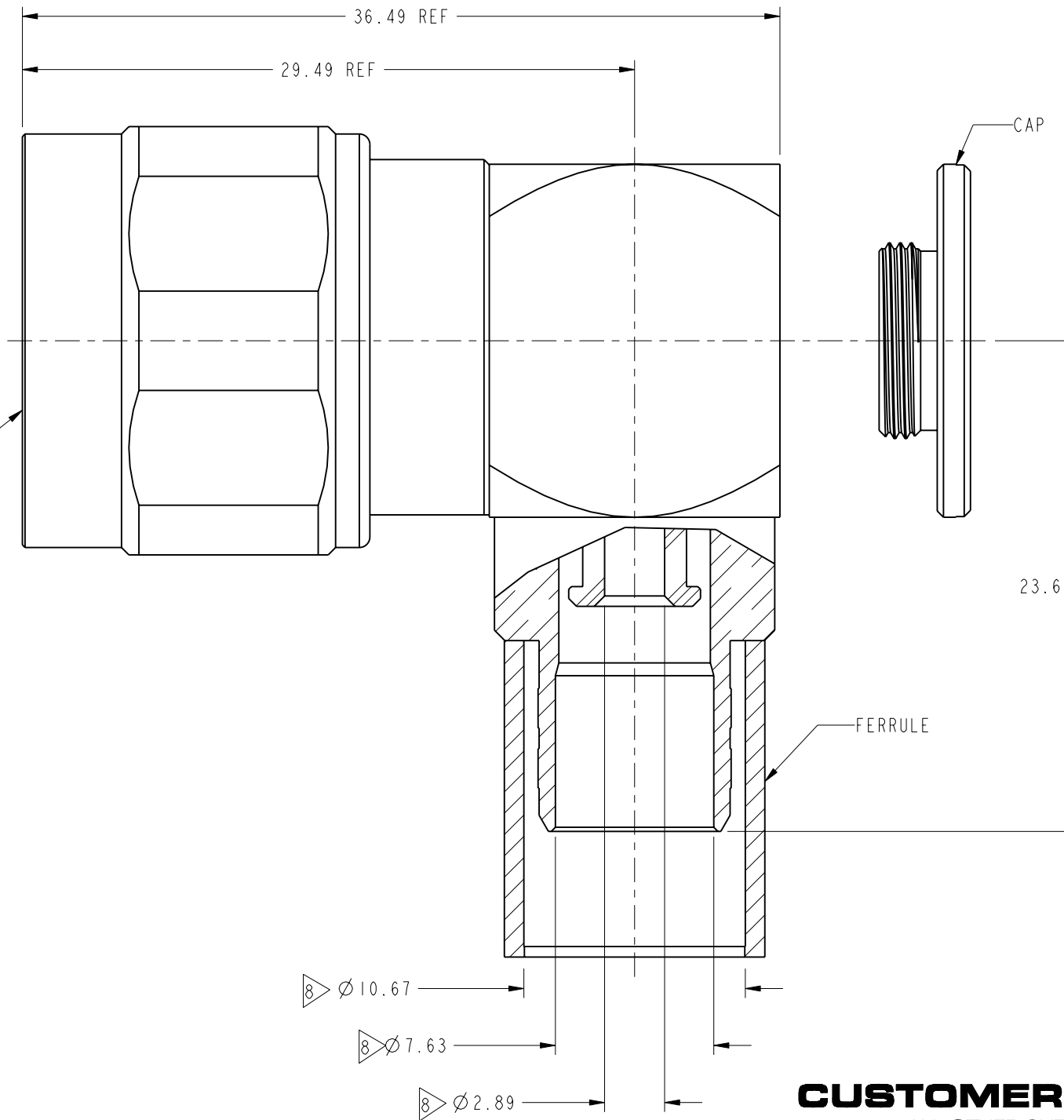
7. RECOMMENDED COUPLING TORQUE : 6-10 IN-LBS.

8. SHOWS CABLE ENTRY DIMENSIONS.

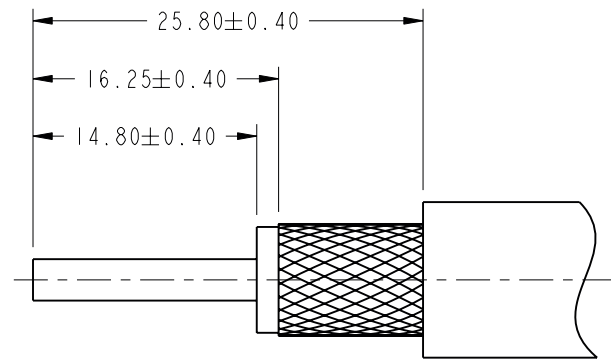
THIRD ANGLE PROJ.

REVISIONS

REV	DESCRIPTION	DATE	ECO	APPR
A	RELEASE TO MFG	01-Feb-12	48912	RM
B	REMOVED 0.5 FROM CABLE STRIPPING DIMENSIONS	21-Mar-12	49003	SH
C	PLATING OF CONTACT PIN WAS CHANGED	18-Jun-12	49127	SH
D	BODY WAS CHANGED /RD-DM16070801S7	19-Jul-16	01865	KCE



SCALE 1.000



**RECOMMENDED CABLE STRIPPING DIMENSIONS**

**CUSTOMER OUTLINE DRAWING**

ALL OTHER SHEETS ARE FOR INTERNAL USE ONLY

UNLESS OTHERWISE SPECIFIED, DIMENSIONS ARE IN METRIC AND TOLERANCES ARE: <0.5mm ±0.05mm    0.5 - 6mm ±0.1mm    6 - 30mm ±0.2mm    30 - 120mm ±0.3mm    ANGLES ±1°	MATERIAL	DRAWN STAR	DATE 19-Jul-16	TITLE N PLUG R/A FOR LMR-400-CABLE	Amphenol RF Danbury CT USA, Tainan, Taiwan, Shenzhen, China www.amphenolrf.com
	REFERENCE EAR # 4180	ENGINEER M. NAPLES	DATE 10/25/11		
NOTICE - These drawings, specifications, or other data (1) are, and remain the property of Amphenol corp. (2) must be returned upon request; and (3) are confidential and not to be disclosed to any person other than those to whom they are given by Amphenol Corp. the furnishing of these drawings, specifications, or other data by Amphenol Corp., or to any other person to anyone for any purpose is not to be regarded by implication or otherwise in any manner licensing, granting rights to permitting such holder or any other person to manufacture, use or sell any product, process or design, patented or otherwise, that may in any way be related to or disclosed by said drawings, specifications, or other data.	CONFIGURATION LEVEL:	APPROVED S. HSIEH	DATE 20-Jul-16	SCALE: 3.5:1.0	SHEET 2 OF 2
	FINISH	CAD FILE	DWG SIZE B	REV D	ITEM NO. 82-6520