

Solid State Relay

ASR-SLE Series Single Phase DC Output



- MOSFET or Transistor Output*
- Control Voltage: 3-10VDC, 10-28VDC
- Load Voltage: 60VDC, 100VDC, 200VDC, 400VDC
- Load Current: 20A
- Dielectric Strength: 2500Vrms (MOSFET) or 4000Vrms (Transistor)
- RoHS Compliant

*Transistor Output is for 3A model, all others are MOSFET

ASR	—	SLE	60	D	20	-L
	Packing: - : Bulk Packing A-Z	ASR-SLE Series	Load Voltage 60:0-50VDC 100:0-75VDC 200:0-125VDC 400:0-300VDC	Control Voltage D:DC Control	Load Current 3:3Amp 5:5Amp 10:10Amp 20:20Amp	Control Voltage L:3-10VDC H:10-28VDC

NOTE: PART NUMBERS ARE AS FOLLOWS

3A	5A	10A	20A
ASR-SL400D3-L	ASR-SLE200D5-L	ASR-SLE100D10-L	ASR-SLE60D20-L
ASR-SL400D3-H	ASR-SLE200D5-H	ASR-SLE100D10-H	ASR-SLE60D20-H

Technical Specification

INPUT CIRCUIT(TA=25°C)		
Control Voltage Range	L	3-10VDC
	H	10-28VDC
Must Turn-On Voltage	L	3VDC
	H	10VDC
Must Turn-Off Voltage		1VDC
Maximum Input Current		20mA

Solid State Relay

ASR-SLE Series Single Phase DC Output

OUTPUT CIRCUIT(TA=25°C)		
Load Voltage Range	60VDC	0-50VDC
	100VDC	0-75VDC
	200VDC	0-125VDC
	400VDC	0-300VDC
Maximum Transient Overvoltage (MOSFET)	60VDC	100Vpk
	100VDC	150Vpk
	200VDC	250Vpk
	400VDC	650Vpk
Maximum 1 Cycle Surge Current (50Hz)	3A	15A
	5A	25A
	10A	50A
	20A	100A
Maximum Turn-On Time		1ms
Maximum Turn-Off Time		1ms
Maximum Off-State Leakage Current [@ Rated Voltage]	Transistor output	1mA
	MOSFET output	0.1mA
Maximum On-State Resistance	3A	400mΩ
	5A	150mΩ
	10A	38mΩ
	20A	10mΩ
GENERAL INFORMATION (TA=25°C)		
Dielectric Strength, Input/Output (50/60Hz)	Transistor output	4000Vrms
	MOSFET output	2500Vrms
Insulation Resistance(@500VDC)		1000MΩ
Ambient Temperature Range		-30°C +80°C
Storage Temperature Range		-30°C +100°C
Weight (typical)		20g

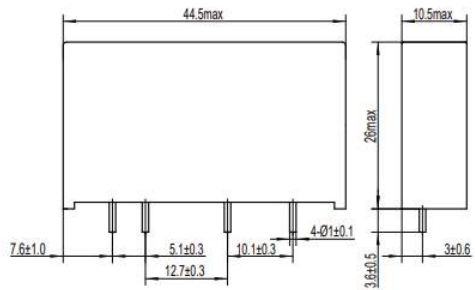
Solid State Relay

ASR-SLE Series Single Phase DC Output

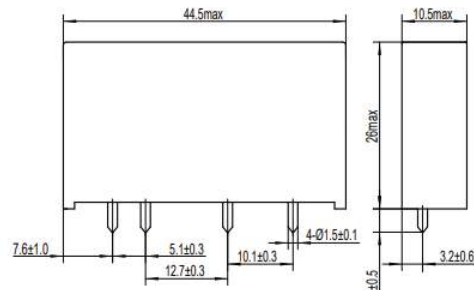
Application Note:

Suitable for DC motors, DC power supplies, electro-mechanical devices, and etc.

Dimensions

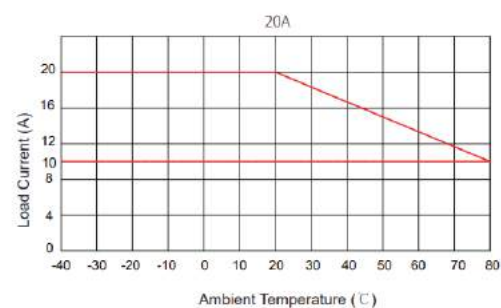
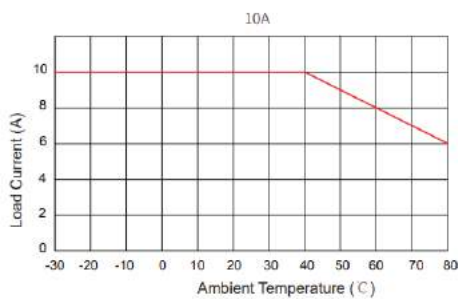
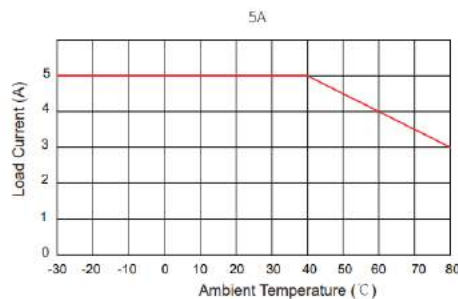
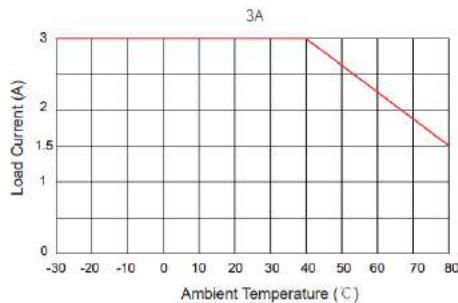


3A, 5A, 10A models



20A model

Thermal Curve



Important Notice

1. Soldering must be finished within 10 seconds at 260°C, or finished within 5 seconds at 350°C. Otherwise it may cause damage to the relay.
2. Terminal polarity must be observed. Otherwise it may cause damage to the relay.
3. When ambient temperature is above 25°C, the maximum load current decreases. See thermal derating curve.