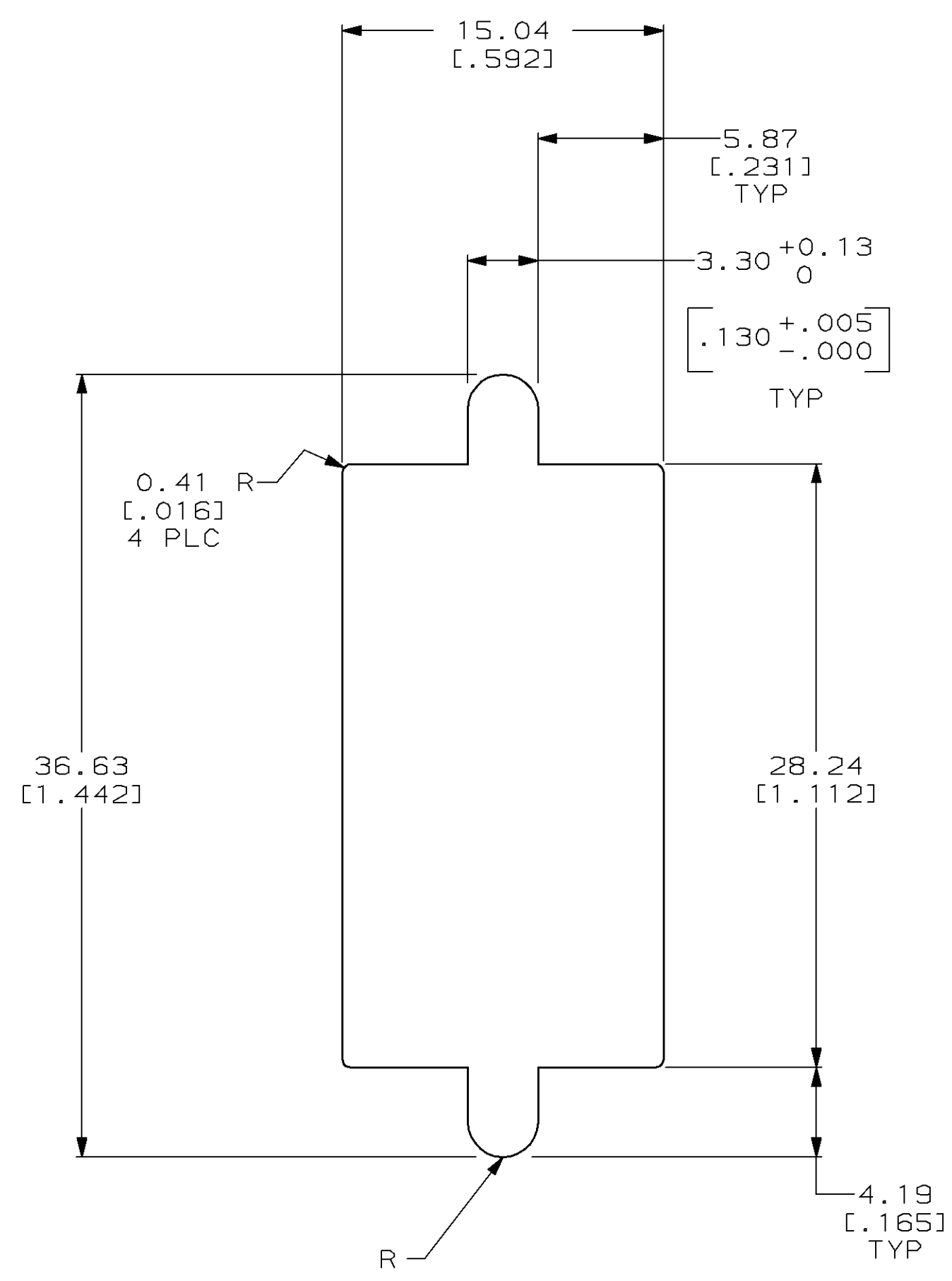
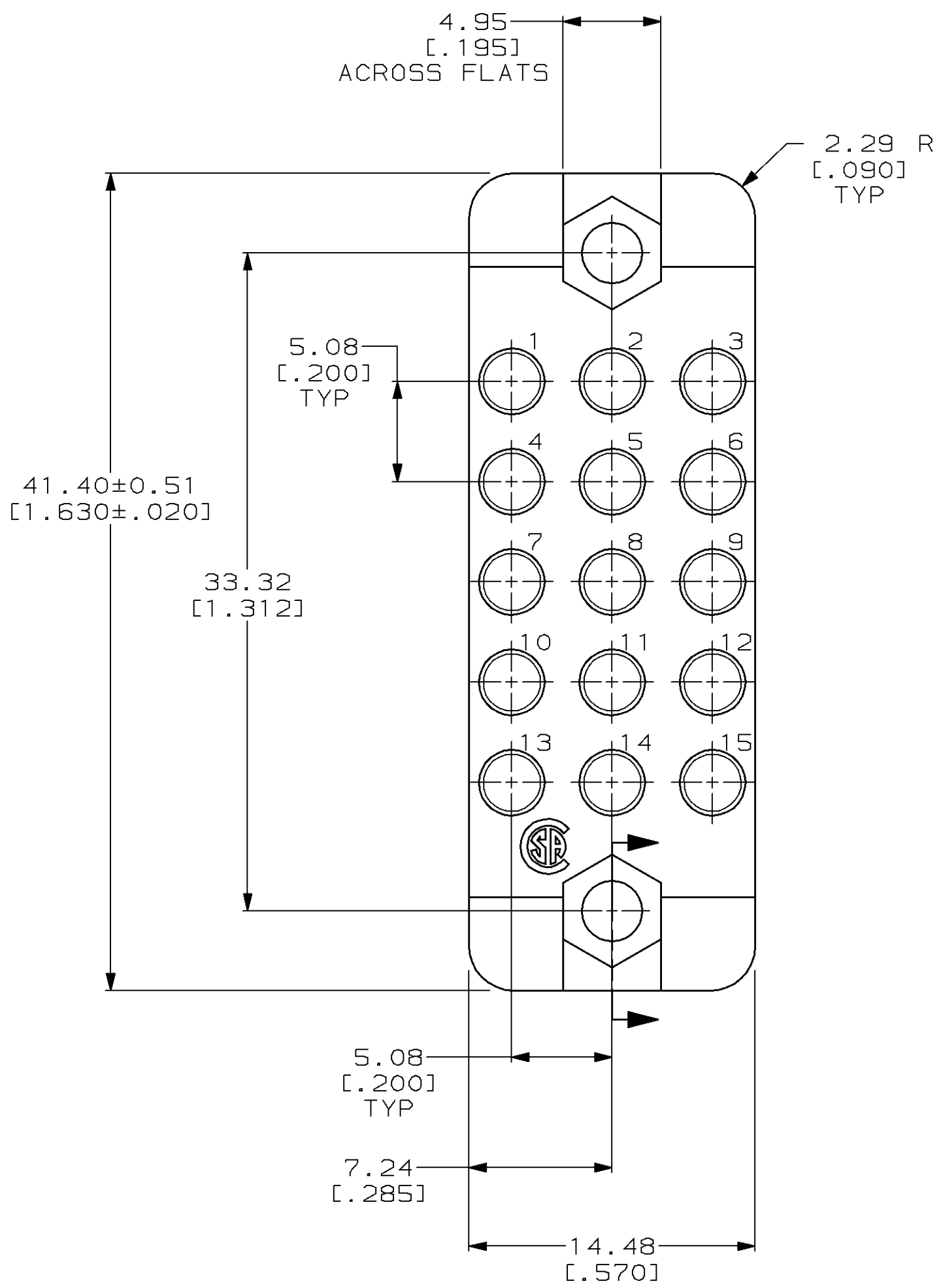
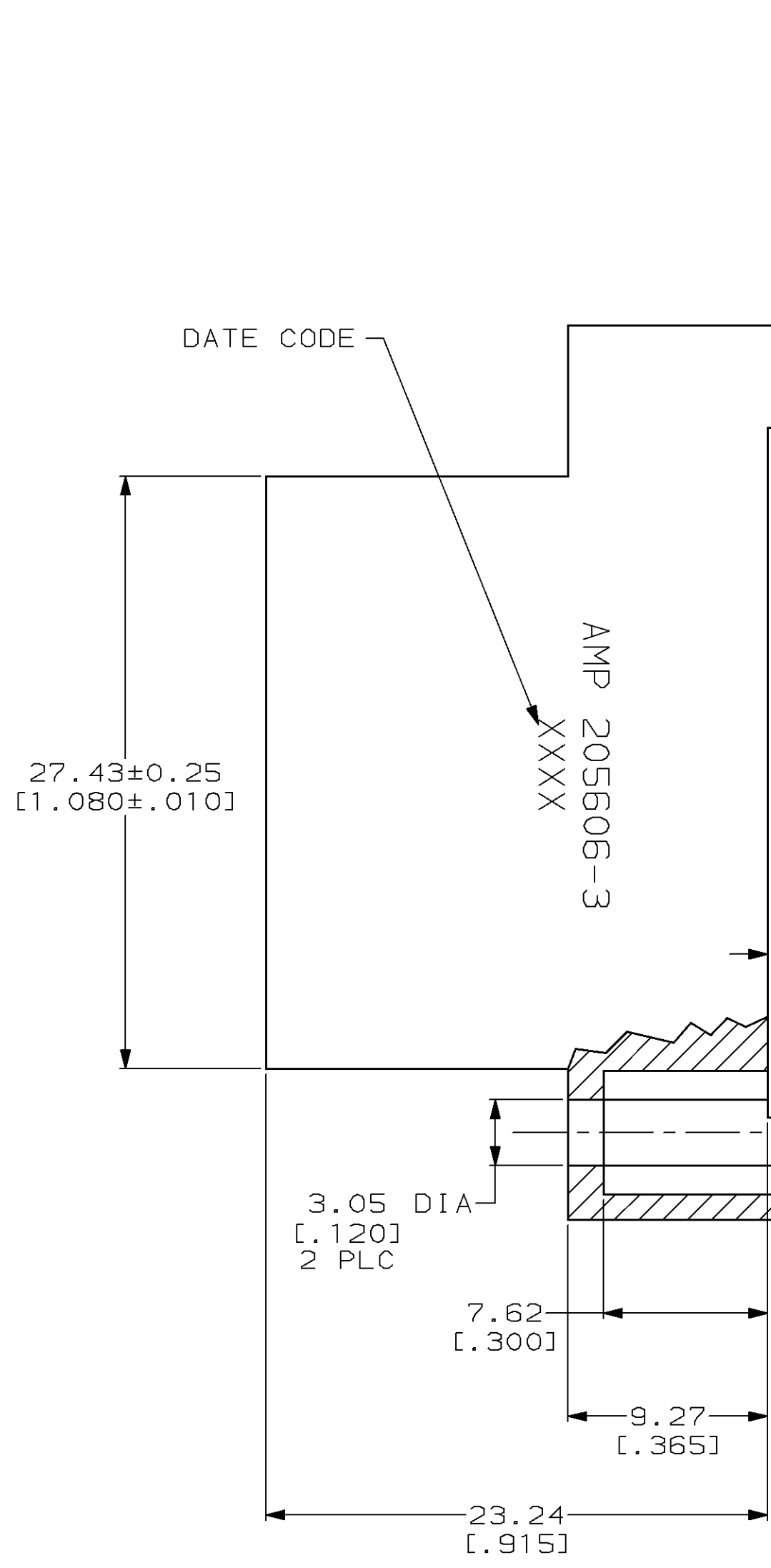


THIS DRAWING IS UNPUBLISHED. RELEASED FOR PUBLICATION
 © COPYRIGHT 19 BY AMP INCORPORATED. ALL RIGHTS RESERVED.

Loc		DIST		REVISIONS			
P	LTR	DESCRIPTION		DATE	DWN	APVD	
FT	8	E		REDRAWN W/O CHANGE PER EC 0020-289-96	09 AUG 96	-	-



RECOMMENDED PANEL CUTOUT

205606-3
PART NUMBER

- 1 PHENOLIC PER MIL-M-14, TYPE CFG, BLACK.
- 2. MATES WITH BLOCK 205607.
- 3. ACCOMODATES 15 TYPE II, OR TYPE III+ SIZE #16 SOCKET CONTACTS.

THIS DRAWING IS A CONTROLLED DOCUMENT.		DWN B. CARBO 09 AUG 96	AMP Incorporated Harrisburg, PA 17105-3608										
DIMENSIONS: mm [INCHES]		CHK R. STONE 25 JUN 97											
TOLERANCES UNLESS OTHERWISE SPECIFIED:		APVD G. STEINHAUER 02 SEP 97	NAME BLOCK, SOCKET, 15 POSITION, .200 GRID, M SERIES										
<table border="1"> <tr><td>0 PLC</td><td>±</td></tr> <tr><td>1 PLC</td><td>±</td></tr> <tr><td>2 PLC</td><td>±0.13 [.005]</td></tr> <tr><td>3 PLC</td><td>±</td></tr> <tr><td>4 PLC</td><td>±</td></tr> </table>		0 PLC	±	1 PLC	±	2 PLC	±0.13 [.005]	3 PLC	±	4 PLC	±	PRODUCT SPEC -	SIZE A2
0 PLC	±												
1 PLC	±												
2 PLC	±0.13 [.005]												
3 PLC	±												
4 PLC	±												
MATERIAL 1		FINISH -	CAGE CODE 00779										
		APPLICATION SPEC -	DRAWING NO C-205606										
		WEIGHT -	SCALE 4:1										
		CUSTOMER DRAWING	SHEET 1 OF 1										
			REV E										