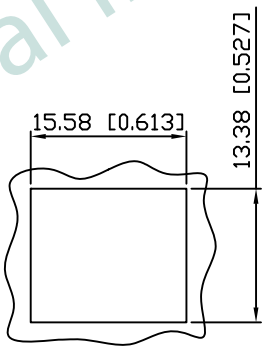
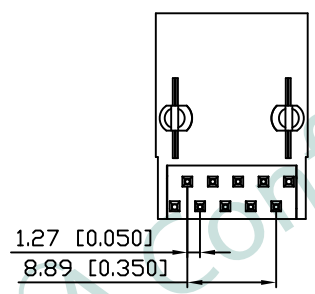
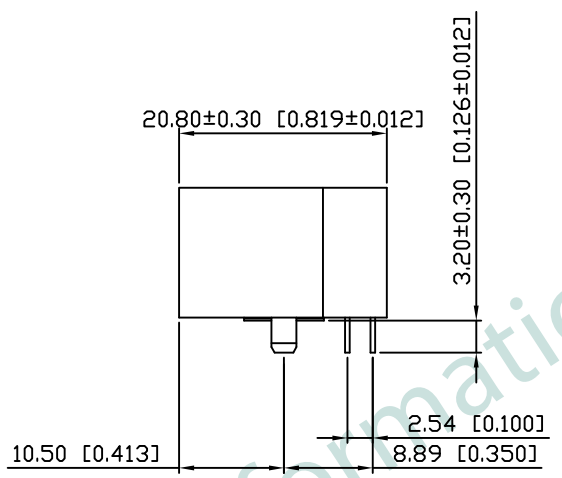
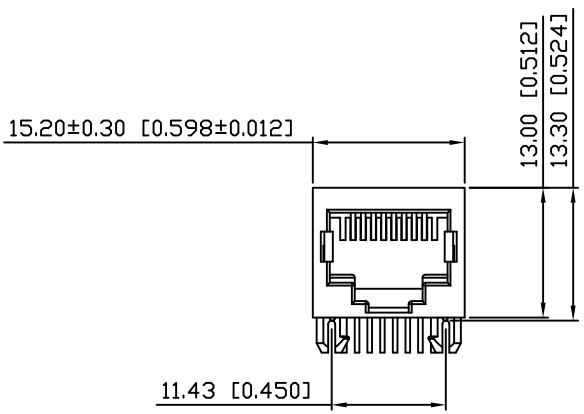


1. MECHANICAL DIMENSIONS :

REV.	DATE	DESCRIPTION
01	Oct.12,16	1st RELEASE



RECOMMENDED  
PANEL CUTOUT DIMENSION

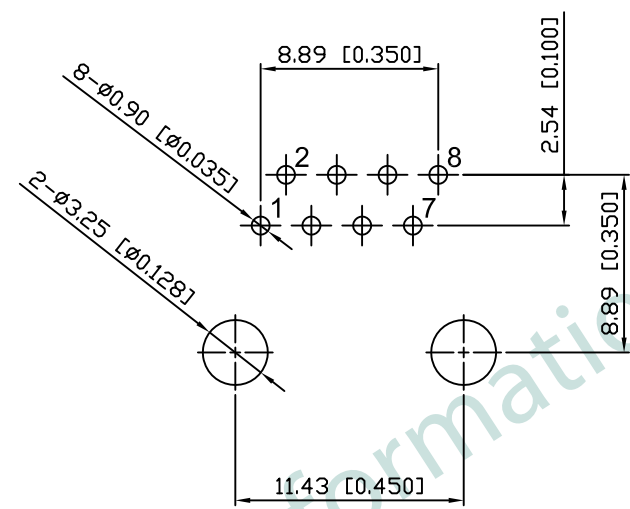
NOTES:

1. MATERIAL:  
HOUSING: PBT, BLACK, UL94V-0  
CONTACTS: T=0.35mm PHOSPHOR BRONZE,  
GOLD FLASH PLATING OVER NICKEL
2. OPERATING TEMPERATURE: -40°C~+85°C
3. INSERTION FORCE: 4 POUNDS MAX.  
EXTRACTION FORCE: 4 POUNDS MAX.
4. DURABILITY: 750 MATING CYCLED MIN.
5. CAVITY CONFORMS TO FCC RULES AND  
REGULATIONS PART 68, SUBPART F.
6. UNSPECIFIED TOLERANCE: .XX ±0.25[0.010]  
.X ±0.30[0.012]

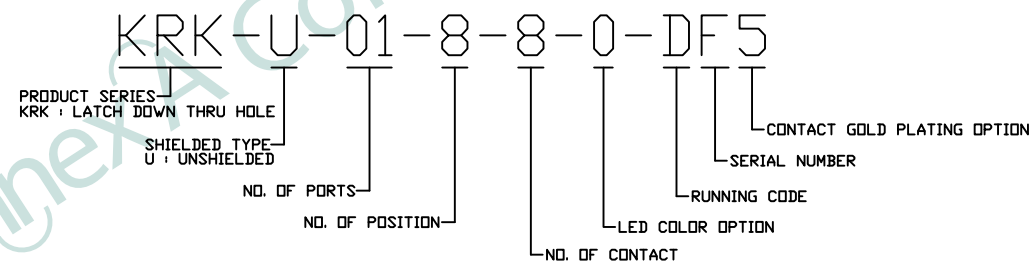
PART NO		KRK-U-01-8-8-0-DF5		
TITLE	RJ45 8P8C, W/O LED, UNSHIELDED			
REV : 01				
UNIT	DRAWN	CHKD	DATE	SHEET
mm[inch]	RYAN	DANIEL	Oct.12,16	1 of 3

ROHS Compliant

2. PCB LAYOUT :

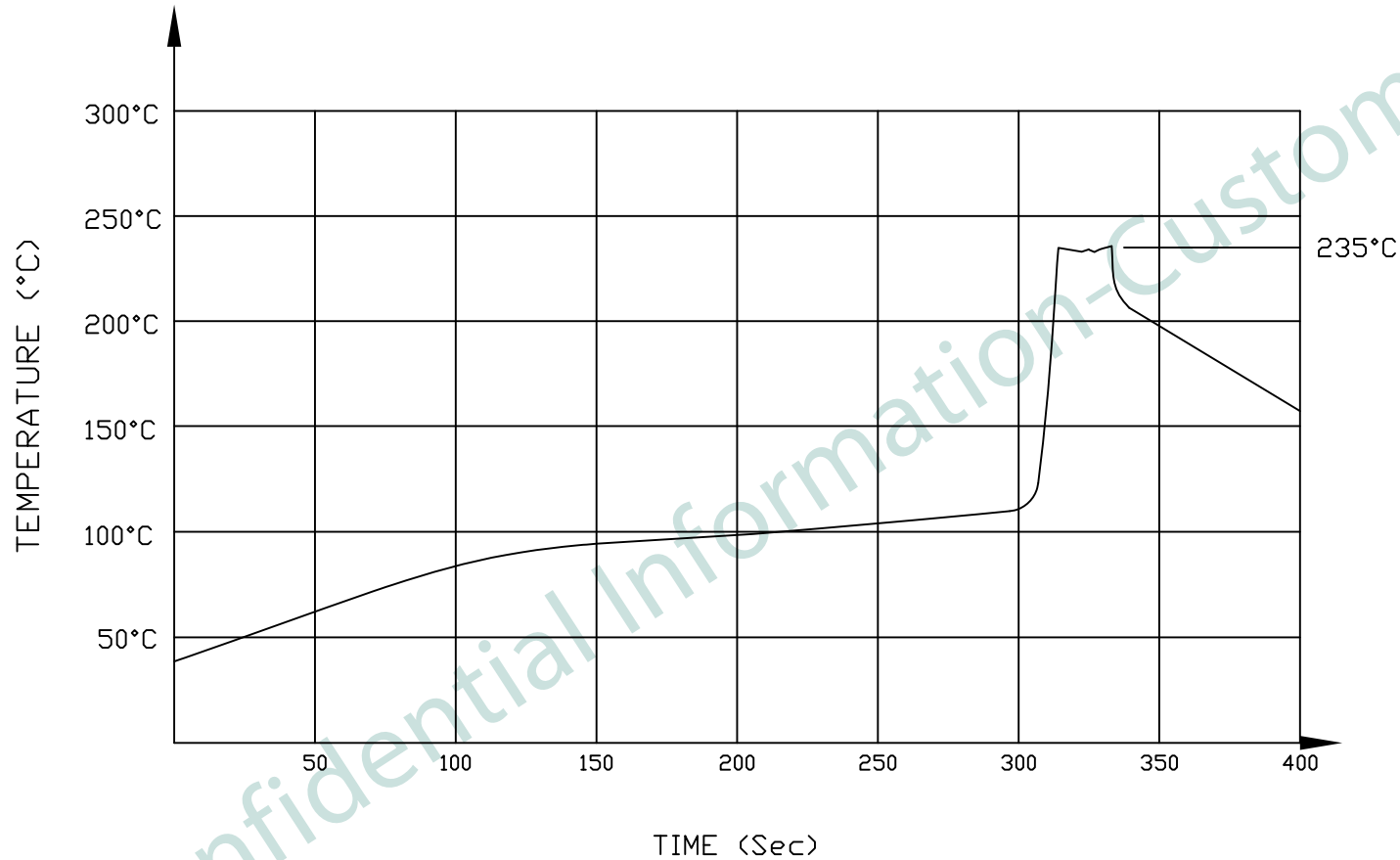


SUGGESTED PCB LAYOUT  
 (TOP VIEW) SCALE 2:1  
 DIMENSIONAL TOLERANCE: .XX ±0.08[0.003]



PART NO		KRK-U-01-8-8-0-DF5		
TITLE	RJ45 8P8C, W/O LED, UNSHIELDED			
REV : 01				
UNIT	DRAWN	CHKD	DATE	SHEET
mm[inch]	RYAN	DANIEL	Oct.12,16	2 of 3

3. PROFILE OF WAVE SOLDER:



SUGGESTED WAVE SOLDER CURVE

- (1) TIP temperature :  $235 \pm 5^{\circ}\text{C}$
- (2) TIP temperature time : 10Sec. Max.

		PART NO			KRK-U-01-8-8-0-DF5
TITLE		RJ45 8P8C, W/O LED, UNSHIELDED			
REV : 01					
UNIT	DRAWN	CHKD	DATE	SHEET	
mm[inch]	RYAN	DANIEL	Oct.12,16	3 of 3	