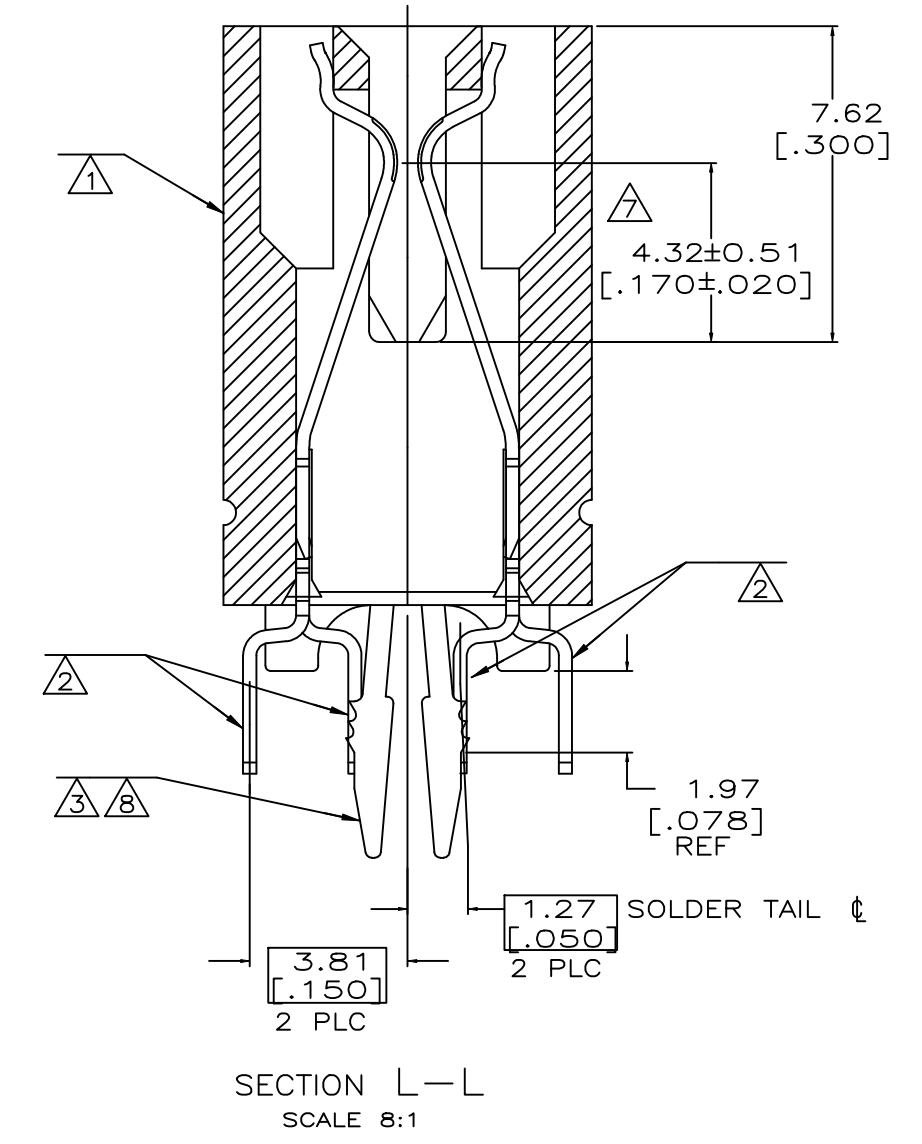
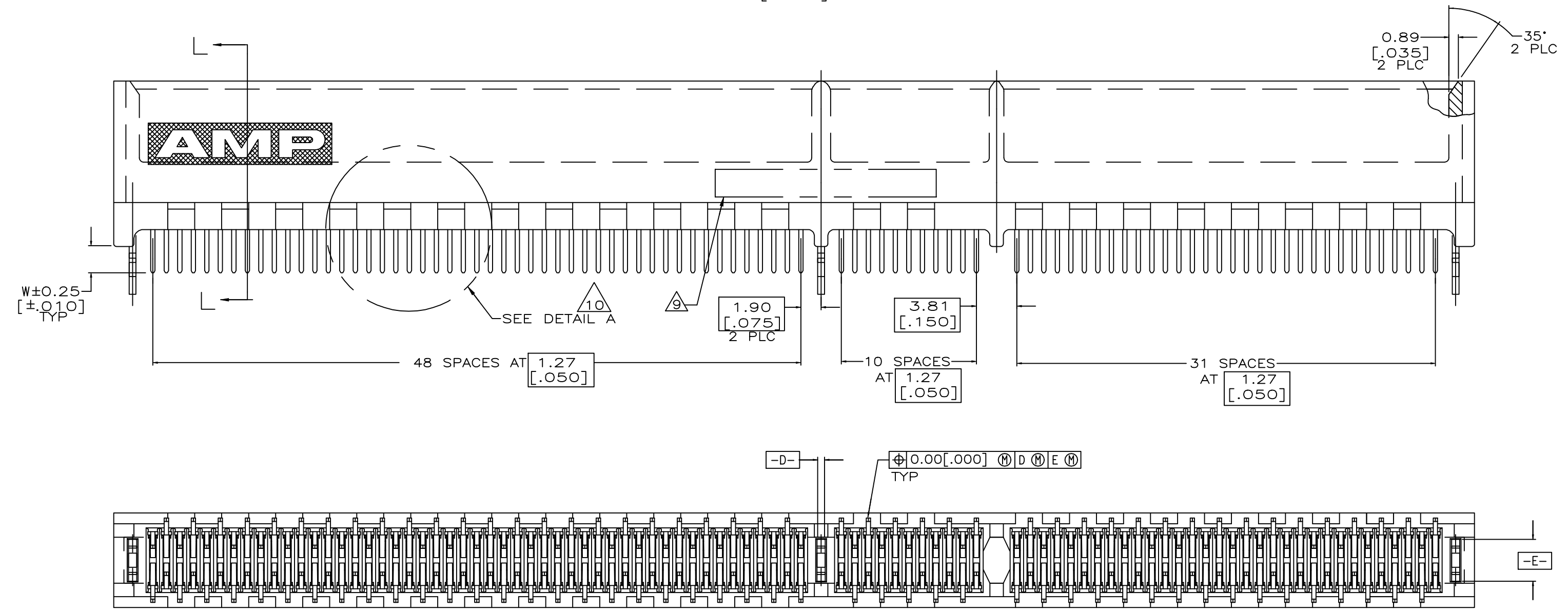
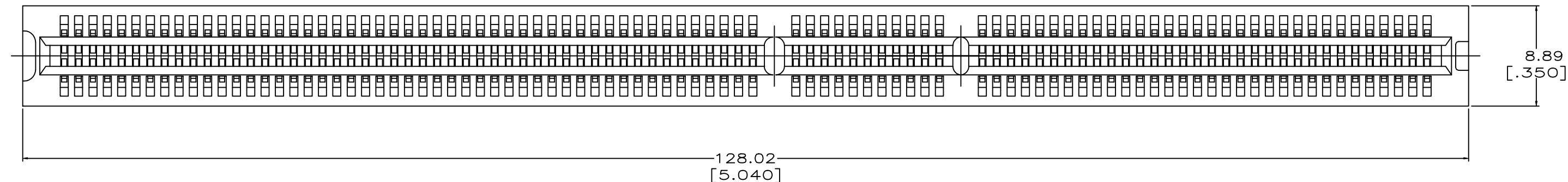
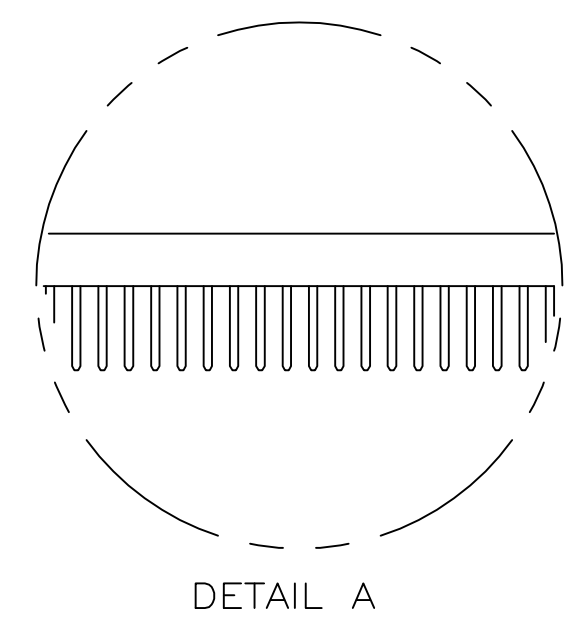


REVISIONS				
P	LTR	DESCRIPTION	DATE	DWN APVD
C		ECO-18-017215	03DEC2018	FL HL



SEE SHEET 2 FOR HOLE PATTERN

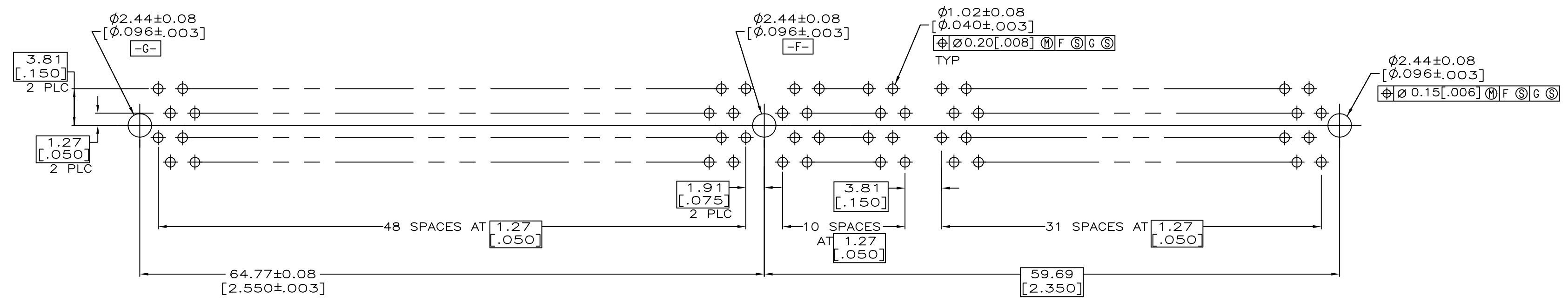


- ① HOUSING: HIGH TEMPERATURE THERMOPLASTIC. COLOR - NATURAL
- ② CONTACT: PHOSPHOR BRONZE.
- ③ METAL HOLD DOWN: BRASS
- ④ CONTACT FINISH: .001269[.000050] MIN NICKEL ALL OVER. GOLD FLASH OVER NICKEL IN CONTACT AREA. .002537[.000100] MIN MATTE TIN OVER NICKEL ON SOLDER TAILS.
- ⑤ CONTACT FINISH: .001269[.000050] MIN NICKEL ALL OVER. .000375[.000015] GOLD OVER NICKEL IN CONTACT AREA. .002537[.000100] MIN MATTE TIN OVER NICKEL ON SOLDER TAILS.
- ⑥ CONTACT FINISH: .001269[.000050] MIN NICKEL ALL OVER. .000757[.000030] GOLD OVER NICKEL IN CONTACT AREA. .002537[.000100] MIN MATTE TIN OVER NICKEL ON SOLDER TAILS.
- ⑦ DISTANCE FROM CONTACT POINT TO BOTTOM OF CARD SLOT.
- ⑧ METAL HOLD DOWN FINISH: .001269[.000050] MIN NICKEL ALL OVER, .003809[.000150] MIN MATTE TIN ALL OVER.
- ⑨ AMP PART NUMBER, DATE CODE AND CSA LOGO MARKED IN APPROXIMATE LOCATION SHOWN.
- ⑩ CORED OR SOLID SIDE WALLS ARE AT DISCRETION OF AMP INCORPORATED.
- ⑪ OBSOLETE PARTS: OBSOLETE CIS STREAMLINING PER D.RENAUD/D.SINISI

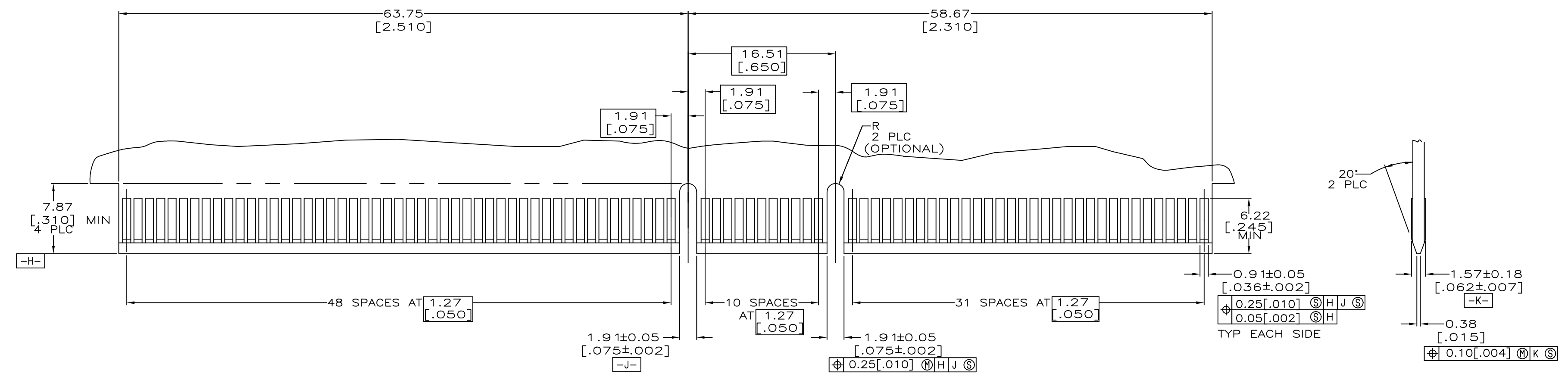
3.56	[.140]	①	1-5145169-2
3.18	[.125]	②	5145169-8
2.54	[.100]	③	5145169-4
2.54	[.100]	④	5145169-2
⑪	OBSOLETE	⑤	5145169-1

THIS DRAWING IS A CONTROLLED DOCUMENT.		DWN AL FRANTUM 06 MAY 05	TE Connectivity Ltd.	
DIMENSIONS: mm		CHK AL FRANTUM 06 MAY 05	CONNECTOR ASSEMBLY, 92 DUAL POSITION, .050 SERIES, STANDARD EDGE	
TOLERANCES UNLESS OTHERWISE SPECIFIED:		APVD	RESTRICTED TO	
0 PLC ± -		NAME	CUSTOMER DRAWING	
1 PLC ± .01		PRODUCT SPEC	SCALE 4:1 SHEET 1 OF 2 REV C	
2 PLC ± .01		APPLICATION SPEC		
3 PLC ± .005		114-26012		
4 PLC ± .005		SIZE		
ANGLES ± °		A1 00779		
MATERIAL		WEIGHT		
FINISH		W		
①②③		FINISH		
④⑤⑥		PART NUMBER		

REVISIONS				
P	LTR	DESCRIPTION	DATE	OWN APVD
-	-	SEE SHEET 1	-	-



RECOMMENDED CONNECTOR MOUNTING HOLE PATTERN
 (CONNECTOR SIDE SHOWN)



RECOMMENDED MATING BOARD EDGE CONFIGURATION

THIS DRAWING IS A CONTROLLED DOCUMENT.		OWN: AL FRANTUM 06 MAY 05	TE Connectivity Ltd. CONNECTOR ASSEMBLY, 92 DUAL POSITION, .050 SERIES, STANDARD EDGE
DIMENSIONS: mm		CHK: AL FRANTUM 06 MAY 05	
DIMENSIONS: mm 0 PLC ± - 1 PLC ± - 2 PLC ± .01 3 PLC ± .005 4 PLC ± - ANGLES ± °		APVD: AL FRANTUM	NAME: 108-14034
MATERIAL: SEE SHEET 1		FINISH: SEE SHEET 1	APPLICATION SPEC: 114-26012
			SIZE: A1
			CAGE CODE: 00779
			DRAWING NO: 5145169
			RESTRICTED TO: -
			CUSTOMER DRAWING
			SCALE: 4:1
			SHEET 2 OF 2
			REV C