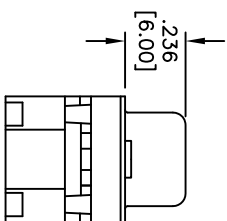
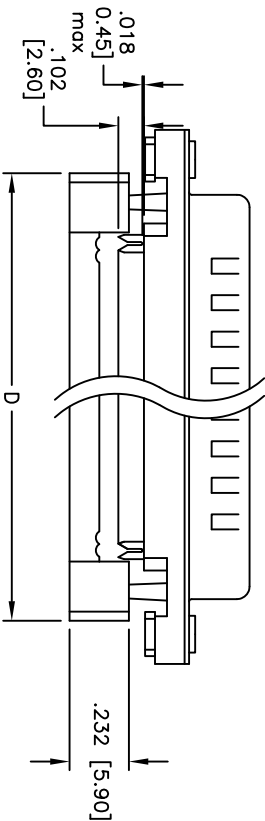
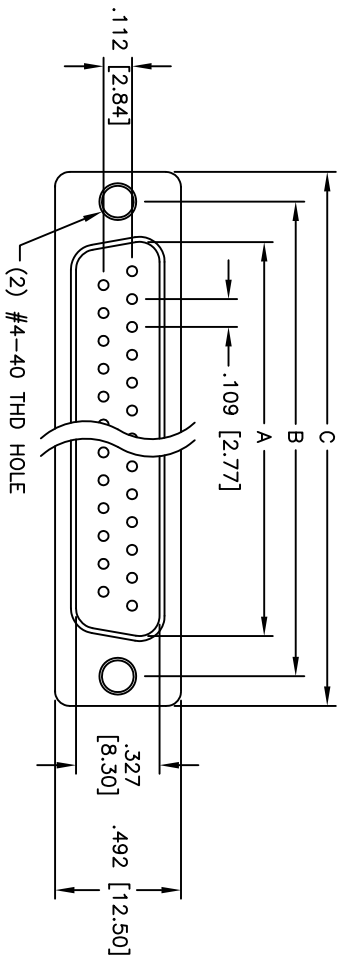


APPROVED: \_\_\_\_\_  
 DATE: \_\_\_\_\_ TITLE: \_\_\_\_\_

Rev	AWO #	Description	Date	Appr
-		RELEASED	4/25/05	
A		REDRAWN	4/03/09	
B		REDRAWN	8/2/11	



Unit: Inch / mm

Positions	DIMENSIONS			
	A	B	C	D
9	.666 [16.92]	.984 [25.00]	1.213 [30.80]	.882 [22.40]
15	.994 [25.25]	1.311 [33.30]	1.543 [39.20]	1.213 [30.80]
25	1.534 [38.96]	1.854 [47.10]	2.091 [53.10]	1.752 [44.50]
37	2.182 [55.43]	2.500 [63.50]	2.732 [69.40]	2.417 [61.40]

**SPECIFICATIONS:**  
**Material:**  
 Insulator: Thermal Plastic, rated UL 94V-0  
 Insulator color: Black  
 Contacts: Copper Alloy  
 Shell: Steel, Tin plated  
 Rivet Boardlock: Copper Alloy  
**Plating:**  
 Gold over Nickel underplate on mating area,  
 Tin over Copper underplate on IDC area  
**Electrical:**  
 Operating voltage: 250 VAC max  
 Current rating: 3 Amps max  
 Contact resistance: 15 mohms max  
 Insulation resistance: 3,000 Mohms min @500 VDC  
 Dielectric withstanding voltage: 1,000 VAC for 1 minute  
 Temperature Rating:  
 Operating temperature: -55°C to +105°C  
 Environmental:  
 Lead free, RoHS compliant

**ADAM TECH**

909 Rahway Avenue, Union, NJ 07083  
 Phone: 908-687-5000 Fax: 908-687-5710

TITLE: IDC FLAT CABLE D-SUB PLUG  
 METAL SHELL, #4-40 THD MOUNTING HOLES

UNLESS OTHERWISE SPECIFIED ALL DIMENSIONS ARE IN INCHES [MM]	
TOLERANCES: EXCEPT AS NOTED	
INCHES	HOLES
.X ± .10	ØX ± .10
.XX ± .020	ØXXX ± .015
.XXX ± .015	ØXXXX ± .010
APPROVALS	DATE
DRAWN SS	4/25/05
CHECKED	
APPROVED	

SIZE	PART NO.	REV.
X	DXXX-PF-M2	B
REF: S0003T	SCALE: NTS	SHEET 1 OF 1

