

DO NOT SCALE FROM THIS PRINT

NOTES:

1. C REPRESENTS A CRITICAL DIMENSION.
2. BURR ALLOWANCE: .003[.08] MAX.
3. PARTS TO BE MOLDED TO POSITION.
4. MINIMUM PULLOUT FORCE: 5 lbs[22.24 N].
5. CONTACT MUST BE INSERTED UNTIL RETENTION FEATURE LOCKS INTO PLACE.
6. FOLLOW PACKAGING MANUAL FOR PACKAGING INSTRUCTIONS.
7. AFTER THE AWG NUMBER IS THE CONTACT PLATING:
L = 10 μ " GOLD PLATED, S = 30 μ " GOLD PLATED, LEAVE BLANK FOR TIN PLATED.
8. ALL PARTS TO PASS ELECTRICAL TEST UPON ASSEMBLY (INCLUDING HI-POT TEST AT 1000 VOLTS DC). AFTER FINAL ELECTRICAL TEST, MARK EACH ASSEMBLY PER INSTRUCTIONS REFERENCED IN CO-{AD-ID}-WI-3092-M.
9. APPLICATIONS INVOLVING SEVERE BENDING REQUIRE 6" MINIMUM CABLE LENGTH.
10. REFER TO CRIMP SPECIFICATIONS PRINT FOR CRIMP AND STRIP DIMENSIONS, TOLERANCES, TOOLING AND ITS REQUIREMENTS.
11. NOTE DELETED.
12. FOR LENGTHS LESS THAN 12 IN, TOLERANCE SHALL BE \pm .125[3.18]. FOR OTHER LENGTHS, TOLERANCES SHALL BE \pm 2%.
13. AVAILABLE TO EXISTING CUSTOMERS ONLY. DO NOT DESIGN IN AS OF REVISION H.
14. NOTE DELETED.
15. AVAILABLE ONLY AS AN ASO.
16. NOTE DELETED.
17. AVAILABLE TO EXISTING CUSTOMERS ONLY. DO NOT DESIGN AS OF REVISION T.
18. ASSEMBLIES USING THE FEP OPTION ARE FOR CRIMP APPLICATIONS ONLY.
19. NYLON MATERIALS ARE HYGROSCOPIC. PRODUCT MAY EXPAND UP TO 0.5% DEPENDING ON CONDITIONS OF THE SURROUNDING ENVIRONMENT. ALL PRINT DIMENSIONS REPRESENT "DRY AS MOLDED" STATE.

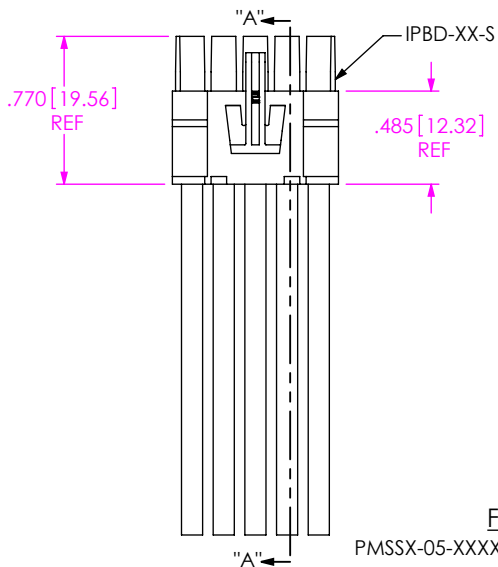
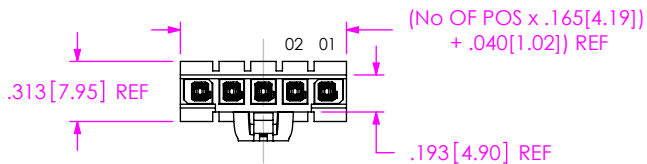
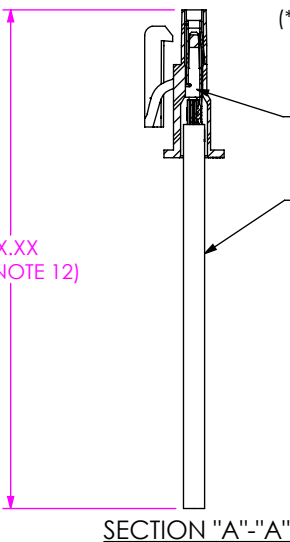


FIG 1
PMSSX-05-XXXX-X-XX.XX-S SHOWN



SECTION "A"-"A"

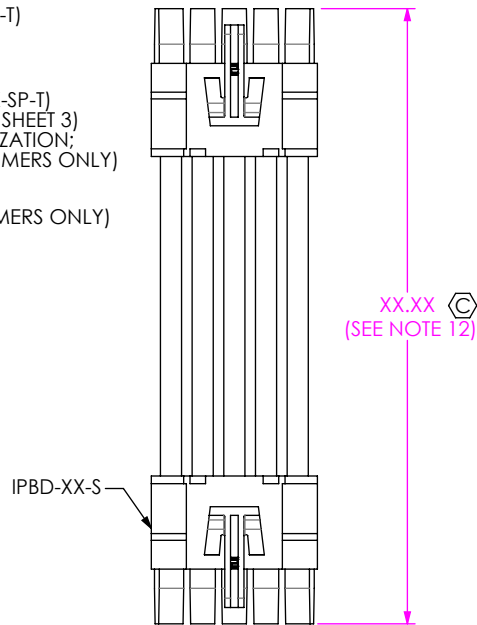


FIG 2
-LUS: PLASTIC LATCH UP, STRAIGHT
PMSSX-05-XXXX-X-XX.XX-D-LUS SHOWN
(DIFFERENT AS SHOWN, OTHERWISE SAME AS FIG 1)

F:\DWG\MISC\MKTG\PMSSX-XX-XXXX-X-XX.XX-X-XXX-MKT.SLDRW

FEP CABLE OPTION
-T: FEP INSULATION (LEAVE BLANK FOR STANDARD PVC INSULATION) (SEE NOTE 18)

No OF POSITIONS
-02 THRU -10

WIRE GAUGE (AWG)
(SEE TABLE 1) (SEE NOTE 7)
PVC: -16, -18, -206, -203, -22, -24
FEP: -16, -16L, -16S, -18, -18L, -18S, -24

WIRE COLOR
LEAVE BLANK FOR ALL BLACK WIRE
C: COLOR CODED WIRE (SEE COLOR SEQUENCE TABLE, SHEET 2) (NOT AVAILABLE WITH FEP OPTION) (NOT AVAILABLE FOR TEFLON OPTION, TEFLON CABLE ONLY AVAILABLE IN BLUE)

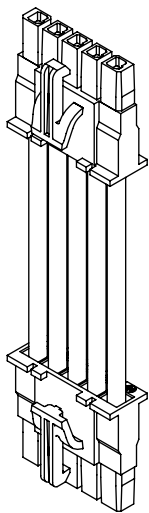
LEAD STYLE
-SP: STANDARD POWER (C-169-XX-SP-T) *(SEE NOTE 17)
-HP: HIGH POWER (C-169-XX-HP-T) *(SEE NOTE 13)
-K: KEYED POLARIZATION (C-169-XX-SP-T) (USE IPBD-XX-S-K-X) (SEE FIG. 6, SHEET 3) (LEAVE BLANK FOR NO POLARIZATION; AVAILABLE TO EXISTING CUSTOMERS ONLY)

(* = AVAILABLE TO EXISTING CUSTOMERS ONLY)

OPTION
-SINGLE
-M: METAL LATCH (USE IPBD-XX-S-X-M) (LEAVE BLANK FOR PLASTIC)
-DOUBLE
-LUS: PLASTIC LATCH UP, STRAIGHT (SEE FIG 3, SHEET 2)
-LDS: PLASTIC LATCH DOWN, STRAIGHT (SEE FIG.4, SHEET 2)
-MUS: METAL LATCH UP, STRAIGHT
-MDS: METAL LATCH DOWN, STRAIGHT

END OPTION
-S: SINGLE END
-D: DOUBLE END (MUST CHOOSE LUS, LDS, MUS, OR MDS OPTIONS)

ASSEMBLED LENGTH
SPECIFY IN INCHES (.03.00 INCH MINIMUM) [USE DWCX-XX-XX-XXX]



** SEE NOTES 15

TABLE 1			
SERIES	CABLE AWG	CABLE	CONTACT
PMSS	16 AWG	DWC-16-XX-600	C-169-03-XX-T
PMSS	18 AWG	DWC-18-XX-600	C-169-03-XX-T
PMSS	206 AWG	DWC-20-XX-600	C-169-03-XX-T
PMSS	**203 AWG	DWC-20-XX-300	C-169-02-XX-T
PMSS	22 AWG	DWC-22-XX-300	C-169-02-XX-T
PMSS	24 AWG	DWC-24-XX-300	C-169-02-XX-T
PMSS	16 AWG	DWCT-16-01	C-169-05-XX-X
PMSS	18 AWG	DWCT-18-01	C-169-05-XX-X
PMSS	24 AWG	DWCT-24-01-TC	C-169-04-XX-T

UNLESS OTHERWISE SPECIFIED, DIMENSIONS ARE IN INCHES.
TOLERANCES ARE:
DECIMALS ANGLES
.XX: \pm .01 [.3] 2°
.XXX: \pm .005 [.13]
.XXXX: \pm .0020 [.051]

PROPRIETARY NOTE
THIS DOCUMENT CONTAINS CONFIDENTIAL AND PROPRIETARY INFORMATION AND ALL DESIGN, MANUFACTURING, REPRODUCTION, USE, PATENT RIGHTS AND SALES RIGHTS ARE EXPRESSLY RESERVED BY SAMTEC, INC. THIS DOCUMENT SHALL NOT BE DISCLOSED, IN WHOLE OR PART, TO ANY UNAUTHORIZED PERSON OR ENTITY NOR REPRODUCED, TRANSFERRED OR INCORPORATED IN ANY OTHER PROJECT IN ANY MANNER WITHOUT THE EXPRESS WRITTEN CONSENT OF SAMTEC, INC.

MATERIAL: DO NOT SCALE DRAWING SHEET SCALE: 1:1
HOUSING: NYLON, COLOR: NATURAL UL 94 V-0
CONTACT: PHOS BRONZE
CABLE: INSULATION: SEE CALLOUT
WIRE: SEE CABLE PRINT (NOT LEAD FREE)



520 PARK EAST BLVD, NEW ALBANY, IN 47150
PHONE: 812-944-6733 FAX: 812-948-5047
e-Mail info@SAMTEC.com code 55322

DESCRIPTION:
.165[4.19] SOCKET DISCRETE CABLE ASSEMBLY
DWG. NO.
PMSSX-XX-XXXX-X-XX.XX-X-XXX
BY: DEAN P 04/14/2005 SHEET 1 OF 3

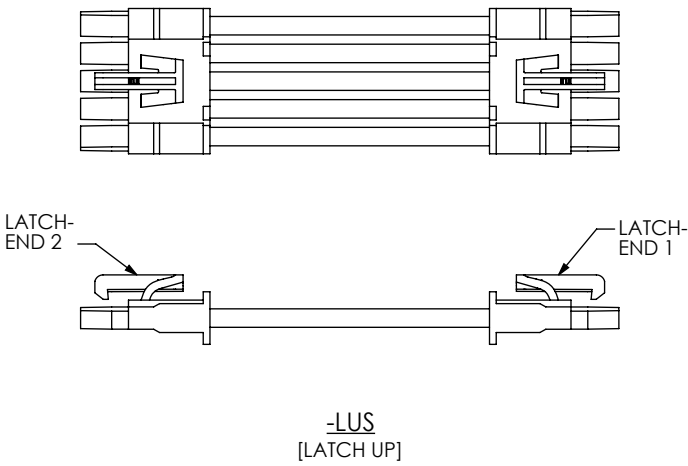


FIG 3
-LUS: PLASTIC LATCH UP, STRAIGHT
PMSSX-05-XXXX-X-XX.XX-D-LUS SHOWN
(DIFFERENT AS SHOWN, OTHERWISE SAME AS FIG 1)

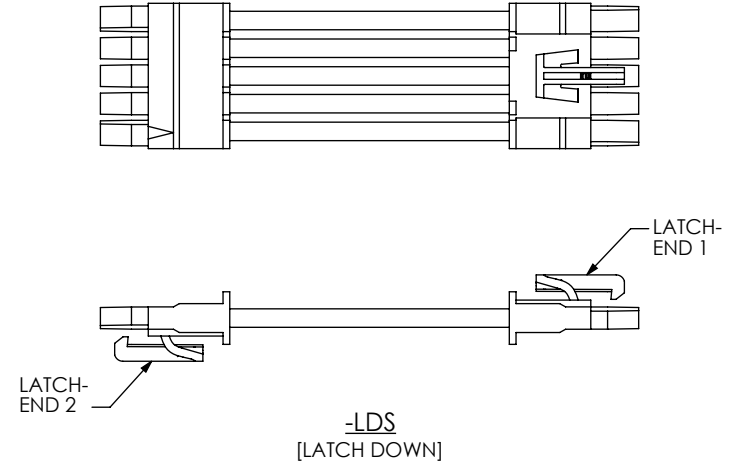


FIG 4
-LDS: PLASTIC LATCH DOWN, STRAIGHT
PMSSX-05-XXXX-X-XX.XX-D-LDS SHOWN
(DIFFERENT AS SHOWN, OTHERWISE SAME AS FIG 1)

PMSS color coded wire sequence

pin#	color									
	brown	red	orange	yellow	green	blue	violet	gray	white	black
	1	2	3	4	5	6	7	8	9	10

PROPRIETARY NOTE
THIS DOCUMENT CONTAINS CONFIDENTIAL AND PROPRIETARY INFORMATION AND ALL DESIGN, MANUFACTURING, REPRODUCTION, USE, PATENT RIGHTS AND SALES RIGHTS ARE EXPRESSLY RESERVED BY SAMTEC, INC. THIS DOCUMENT SHALL NOT BE DISCLOSED, IN WHOLE OR PART, TO ANY UNAUTHORIZED PERSON OR ENTITY NOR REPRODUCED, TRANSFERRED OR INCORPORATED IN ANY OTHER PROJECT IN ANY MANNER WITHOUT THE EXPRESS WRITTEN CONSENT OF SAMTEC, INC.

DO NOT SCALE DRAWING

SHEET SCALE: 0.875:1



520 PARK EAST BLVD, NEW ALBANY, IN 47150
PHONE: 812-944-6733 FAX: 812-948-5047
e-Mail info@SAMTEC.com code 55322

DESCRIPTION:
.165[4.19] SOCKET DISCRETE CABLE ASSEMBLY

DWG. NO.
PMSSX-XX-XXXX-X-XX.XX-X-XXX

BY: DEAN P 04/14/2005 SHEET 2 OF 3

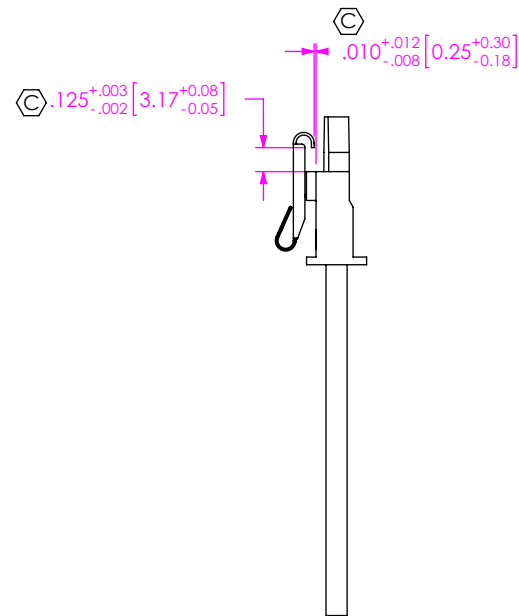
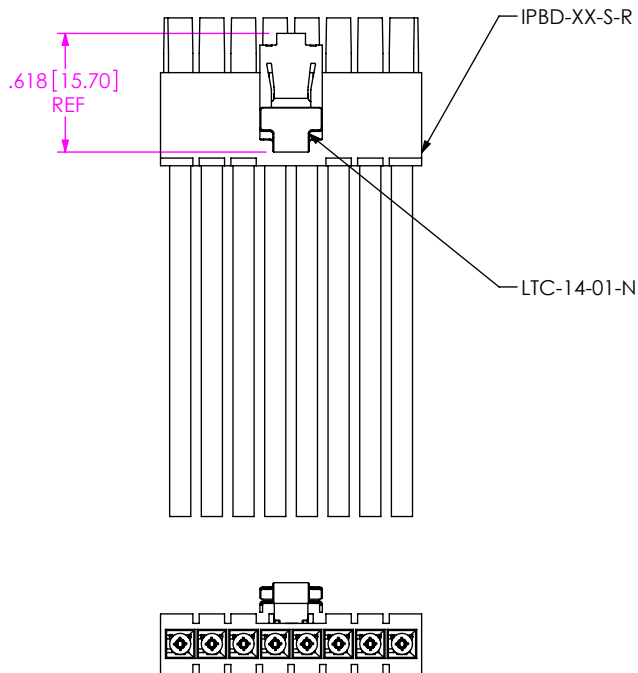


FIG 5
 -M: METAL LATCH
 PMSSX-08-XXXX-X-XX.XX-S-M SHOWN
 (DIFFERENT AS SHOWN, OTHERWISE SAME AS FIG 1)

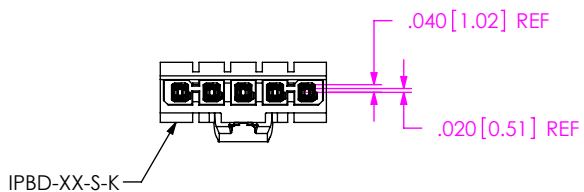


FIG 6
 -K: KEYED POLARIZATION
 PMSSX-05-XXXX-K-XX.XX-X-XXX SHOWN
 (DIFFERENT AS SHOWN, OTHERWISE SAME AS FIG 1)

• PROPRIETARY NOTE •
 THIS DOCUMENT CONTAINS CONFIDENTIAL AND PROPRIETARY INFORMATION AND ALL DESIGN, MANUFACTURING, REPRODUCTION, USE, PATENT RIGHTS AND SALES RIGHTS ARE EXPRESSLY RESERVED BY SAMTEC, INC. THIS DOCUMENT SHALL NOT BE DISCLOSED, IN WHOLE OR PART, TO ANY UNAUTHORIZED PERSON OR ENTITY NOR REPRODUCED, TRANSFERRED OR INCORPORATED IN ANY OTHER PROJECT IN ANY MANNER WITHOUT THE EXPRESS WRITTEN CONSENT OF SAMTEC, INC.

DO NOT SCALE DRAWING

SHEET SCALE: 1:1



520 PARK EAST BLVD, NEW ALBANY, IN 47150
 PHONE: 812-944-6733 FAX: 812-948-5047
 e-Mail info@SAMTEC.com code 55322

DESCRIPTION:
 .165[4.19] SOCKET DISCRETE CABLE ASSEMBLY

DWG. NO.
 PMSSX-XX-XXXX-X-XX.XX-X-XXX

BY: DEAN P 04/14/2005 SHEET 3 OF 3