

CDDC 2,5/12-PV-5,0 - Direct connector



1016277

<https://www.phoenixcontact.com/us/products/1016277>

Please be informed that the data shown in this PDF document is generated from our online catalog. Please find the complete data in the user documentation. Our general terms of use for downloads are valid.



PCB direct plug, nominal cross section: 2.5 mm², color: green, nominal current: 12 A, rated voltage (III/2): 320 V, contact surface: Tin, number of potentials: 24, number of rows: 2, number of positions: 12, number of connections: 24, product range: CDDC 2,5/..-PV, pitch: 5 mm, connection method: Crimp connection, mounting: SKEDD - Direct plug-in technology, conductor/PCB connection direction: 90 °, plug-in system: SKEDD, locking: Snap-in locking, mounting: Self-locking flange, type of packaging: packed in cardboard

Your advantages

- SKEDD direct plug-in technology enables flexible positioning on the PCB
- Reduced component and process costs: simple insertion by hand and vibration-resistant connection
- Contacts arranged in a double row enable high packing density in a compact area
- Wide range of applications, thanks to suitability for PCBs with chemically tin-plated or Hot Air Leveling (HAL) surface
- Cost-effective connection of crimped conductors in large quantities
- Tools for manual and automatic crimping available as an option

Commercial data

Item number	1016277
Packing unit	1 pc
Minimum order quantity	50 pc
Sales key	AA03
Product key	AACDAA
GTIN	4055626497518
Weight per piece (including packing)	7.044 g
Weight per piece (excluding packing)	7.04 g
Customs tariff number	85472000
Country of origin	DE

CDDC 2,5/12-PV-5,0 - Direct connector



1016277

<https://www.phoenixcontact.com/us/products/1016277>

Technical data

Product properties

Product line	COMBICON Connectors M
Product type	PCB direct plug
Product family	CDDC 2,5/..-PV
Number of positions	12
Pitch	5 mm
Number of connections	24
Number of rows	2
Mounting flange	Self-locking flange
Number of potentials	24

Electrical properties

Nominal current I_N	12 A
Nominal voltage U_N	320 V
Degree of pollution	3
Contact resistance	1.4 m Ω
Rated voltage (III/3)	250 V
Rated surge voltage (III/3)	4 kV
Rated voltage (III/2)	320 V
Rated surge voltage (III/2)	4 kV
Rated voltage (II/2)	630 V
Rated surge voltage (II/2)	4 kV

Connection data

Connection technology

Connector system	SKEDD
Nominal cross section	2.5 mm ²

Interlock

Locking type	Snap-in locking
Mounting flange	Self-locking flange

Conductor connection

Connection method	Crimp connection
Connection direction of the conductor to plug-in direction	0 °
Conductor cross section flexible	0.14 mm ² ... 2.5 mm ²
Conductor cross section AWG	26 ... 14

Mounting

Mounting type	SKEDD - Direct plug-in technology
Connection method	Crimp connection

CDDC 2,5/12-PV-5,0 - Direct connector

1016277

<https://www.phoenixcontact.com/us/products/1016277>

Material specifications

Material data - housing

Color (Housing)	green (6021)
Insulating material	PA
Insulating material group	I
CTI according to IEC 60112	600
Flammability rating according to UL 94	V0
Glow wire flammability index GWFI according to EN 60695-2-12	850
Glow wire ignition temperature GWIT according to EN 60695-2-13	775
Temperature for the ball pressure test according to EN 60695-10-2	125 °C

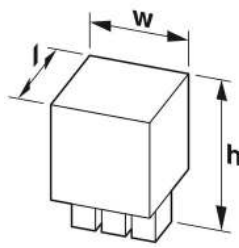
Material data – actuating element

Insulating material	PA
Insulating material group	I
CTI according to IEC 60112	600
Flammability rating according to UL 94	V0
Glow wire flammability index GWFI according to EN 60695-2-12	850
Glow wire ignition temperature GWIT according to EN 60695-2-13	775
Temperature for the ball pressure test according to EN 60695-10-2	125 °C

Notes

Note on the contact	The information on the basic material and the finish properties of the crimp contacts is to be found in the E-Shop in the technical data for the respective crimp contact.
Note on application	All laboratory tests are performed in combination with the crimp contacts specified as accessories.
Note on application	The current depends on the crimp contact and conductor cross section used.
Note on application	The corresponding crimp contacts are to be found in the "Accessories" tab.
Note on application	The crimp contacts may only be processed with approved crimping tools.

Dimensions

Dimensional drawing	
Pitch	5 mm

CDDC 2,5/12-PV-5,0 - Direct connector



1016277

<https://www.phoenixcontact.com/us/products/1016277>

Width [w]	65.8 mm
Height [h]	19.6 mm
Length [l]	13 mm
Installed height	16 mm

PCB design

Pin spacing	7.00 mm
-------------	---------

Mechanical tests

Tensile strength of crimp connections

Result	Test passed
Conductor cross section/conductor type/tractive force setpoint/actual value	0.14 mm ² / flexible / > 18 N

Insertion and withdrawal forces

Result	Test passed
No. of cycles	25
Insertion strength per pos. approx.	4 N
Withdraw strength per pos. approx.	3 N

Contact holder in insert

Specification	IEC 60512-15-1:2008-05
Contact holder in insert Requirements >20 N	Test passed

Resistance of inscriptions

Specification	IEC 60068-2-70:1995-12
Result	Test passed

Polarization and coding

Specification	IEC 60512-13-5:2006-02
Result	Test passed

Visual inspection

Specification	IEC 60512-1-1:2002-02
Result	Test passed

Dimension check

Specification	IEC 60512-1-2:2002-02
Result	Test passed

Electrical tests

Thermal test | Test group C

Specification	IEC 60512-5-1:2002-02
Tested number of positions	16

Insulation resistance

CDDC 2,5/12-PV-5,0 - Direct connector



1016277

<https://www.phoenixcontact.com/us/products/1016277>

Specification	IEC 60512-3-1:2002-02
Insulation resistance, neighboring positions	> 5 MΩ

Air clearances and creepage distances |

Specification	IEC 60664-1:2007-04
Insulating material group	I
Comparative tracking index (IEC 60112)	CTI 600
Rated insulation voltage (III/3)	250 V
Rated surge voltage (III/3)	4 kV
minimum clearance value - non-homogenous field (III/3)	3 mm
minimum creepage distance (III/3)	3.2 mm
Rated insulation voltage (III/2)	320 V
Rated surge voltage (III/2)	4 kV
minimum clearance value - non-homogenous field (III/2)	3 mm
minimum creepage distance (III/2)	3 mm
Rated insulation voltage (II/2)	630 V
Rated surge voltage (II/2)	4 kV
minimum clearance value - non-homogenous field (II/2)	3 mm
minimum creepage distance (II/2)	3.2 mm

Environmental and real-life conditions

Vibration test

Specification	IEC 60068-2-6:2007-12
Frequency	10 - 150 - 10 Hz
Sweep speed	1 octave/min
Amplitude	0.35 mm (10 Hz ... 60.1 Hz)
Sweep speed	50 m/s ² (60.1 Hz ... 150 Hz)
Test duration per axis	2.5 h

Durability test

Specification	IEC 60512-9-1:2010-03
Impulse withstand voltage at sea level	4.8 kV
Contact resistance R ₁	1.4 mΩ
Contact resistance R ₂	1.4 mΩ
Insertion/withdrawal cycles	25
Insulation resistance, neighboring positions	> 5 MΩ

Climatic test

Specification	ISO 6988:1985-02
Corrosive stress	0.2 dm ³ SO ₂ on 300 dm ³ /40 °C/1 cycle
Thermal stress	105 °C/168 h
Power-frequency withstand voltage	2.21 kV

Shocks

Specification	IEC 60068-2-27:2008-02
---------------	------------------------

CDDC 2,5/12-PV-5,0 - Direct connector



1016277

<https://www.phoenixcontact.com/us/products/1016277>

Pulse shape	Semi-sinusoidal
Acceleration	300 m/s ²
Shock duration	18 ms
Test directions	X-, Y- and Z-axis (pos. and neg.)

Ambient conditions

Ambient temperature (operation)	-55 °C ... 105 °C (dependent on the derating curve)
Ambient temperature (storage/transport)	-40 °C ... 70 °C
Relative humidity (storage/transport)	30 % ... 70 %
Ambient temperature (assembly)	-5 °C ... 100 °C

Packaging specifications

Type of packaging	packed in cardboard
-------------------	---------------------

CDDC 2,5/12-PV-5,0 - Direct connector

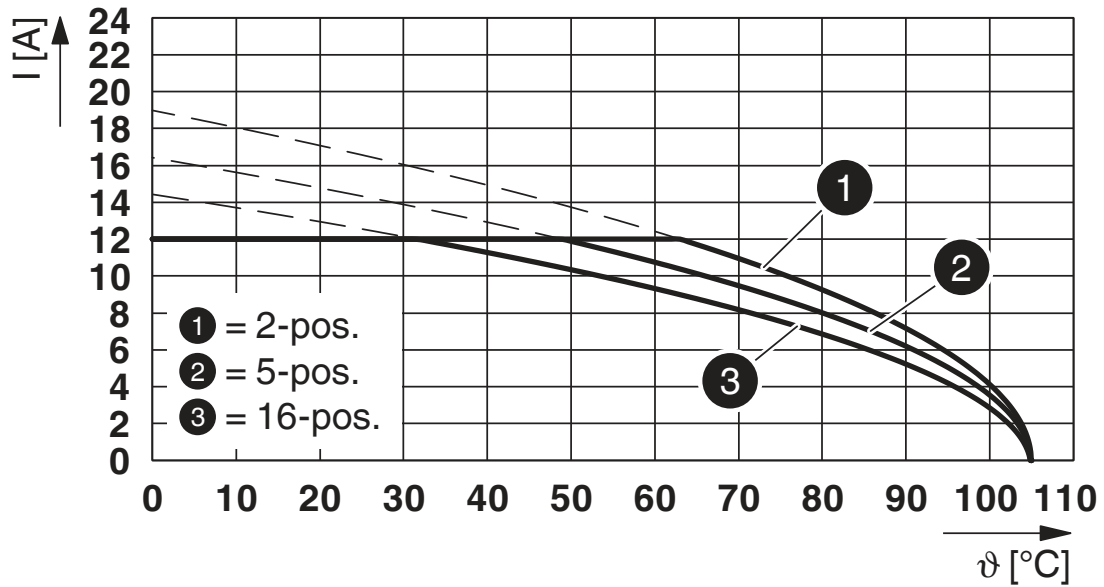


1016277

<https://www.phoenixcontact.com/us/products/1016277>

Drawings

Diagram



Type: CDDC 2,5/...-PV-5,0

CDDC 2,5/12-PV-5,0 - Direct connector





1016277


<https://www.phoenixcontact.com/us/products/1016277>

Approvals

To download certificates, visit the product detail page: <https://www.phoenixcontact.com/us/products/1016277>

 cULus Recognized Approval ID: E60425-20160718				
	Nominal voltage U_N	Nominal current I_N	Cross section AWG	Cross section mm^2
Use group B				
Standard	300 V	12 A	26 - 12	-
Use group D				
Standard	300 V	10 A	26 - 12	-
Alternative 1	150 V	12 A	26 - 12	-

 VDE Zeichengenehmigung Approval ID: 40044617				
	Nominal voltage U_N	Nominal current I_N	Cross section AWG	Cross section mm^2
	320 V	12 A	-	0.14 - 2.5

 UL Recognized Approval ID: E60425-20160718				
	Nominal voltage U_N	Nominal current I_N	Cross section AWG	Cross section mm^2
Use group F				
	250 V	12 A	16 - 12	-

CDDC 2,5/12-PV-5,0 - Direct connector



1016277

<https://www.phoenixcontact.com/us/products/1016277>

Classifications

ECLASS

ECLASS-11.0	27460202
ECLASS-12.0	27460202
ECLASS-13.0	27460202

ETIM

ETIM 8.0	EC002638
----------	----------

UNSPSC

UNSPSC 21.0	39121400
-------------	----------

CDDC 2,5/12-PV-5,0 - Direct connector



1016277

<https://www.phoenixcontact.com/us/products/1016277>

Environmental product compliance

China RoHS	Environmentally friendly use period: unlimited = EFUP-e No hazardous substances above threshold values
------------	---

CDDC 2,5/12-PV-5,0 - Direct connector



1016277

<https://www.phoenixcontact.com/us/products/1016277>

Accessories

CP-PT 1,5 - Coding profile

1985564

<https://www.phoenixcontact.com/us/products/1985564>

Coding profile, inserted into the hole on the plug, made from red insulating material, diameter: 1.35 mm



CDC-MP 0,14-0,5 - Crimp contact

1016664

<https://www.phoenixcontact.com/us/products/1016664>

Crimp contact



CDDC 2,5/12-PV-5,0 - Direct connector

1016277

<https://www.phoenixcontact.com/us/products/1016277>



CDC-MP 0,14-0,5-R - Crimp contact

1016663

<https://www.phoenixcontact.com/us/products/1016663>



Crimp contact

CDC-MP 0,5-1,5 - Crimp contact

1016662

<https://www.phoenixcontact.com/us/products/1016662>



Crimp contact

CDDC 2,5/12-PV-5,0 - Direct connector

1016277

<https://www.phoenixcontact.com/us/products/1016277>



CDC-MP 0,5-1,5-R - Crimp contact

1016661

<https://www.phoenixcontact.com/us/products/1016661>



Crimp contact

CDC-MP 1,5-2,5 - Crimp contact

1016660

<https://www.phoenixcontact.com/us/products/1016660>



Crimp contact

CDDC 2,5/12-PV-5,0 - Direct connector

1016277

<https://www.phoenixcontact.com/us/products/1016277>



CDC-MP 1,5-2,5-R - Crimp contact

1016659

<https://www.phoenixcontact.com/us/products/1016659>



Crimp contact

Phoenix Contact 2023 © - all rights reserved

<https://www.phoenixcontact.com>

Phoenix Contact USA
586 Fulling Mill Road
Middletown, PA 17057, United States
(+717) 944-1300
info@phoenixcon.com