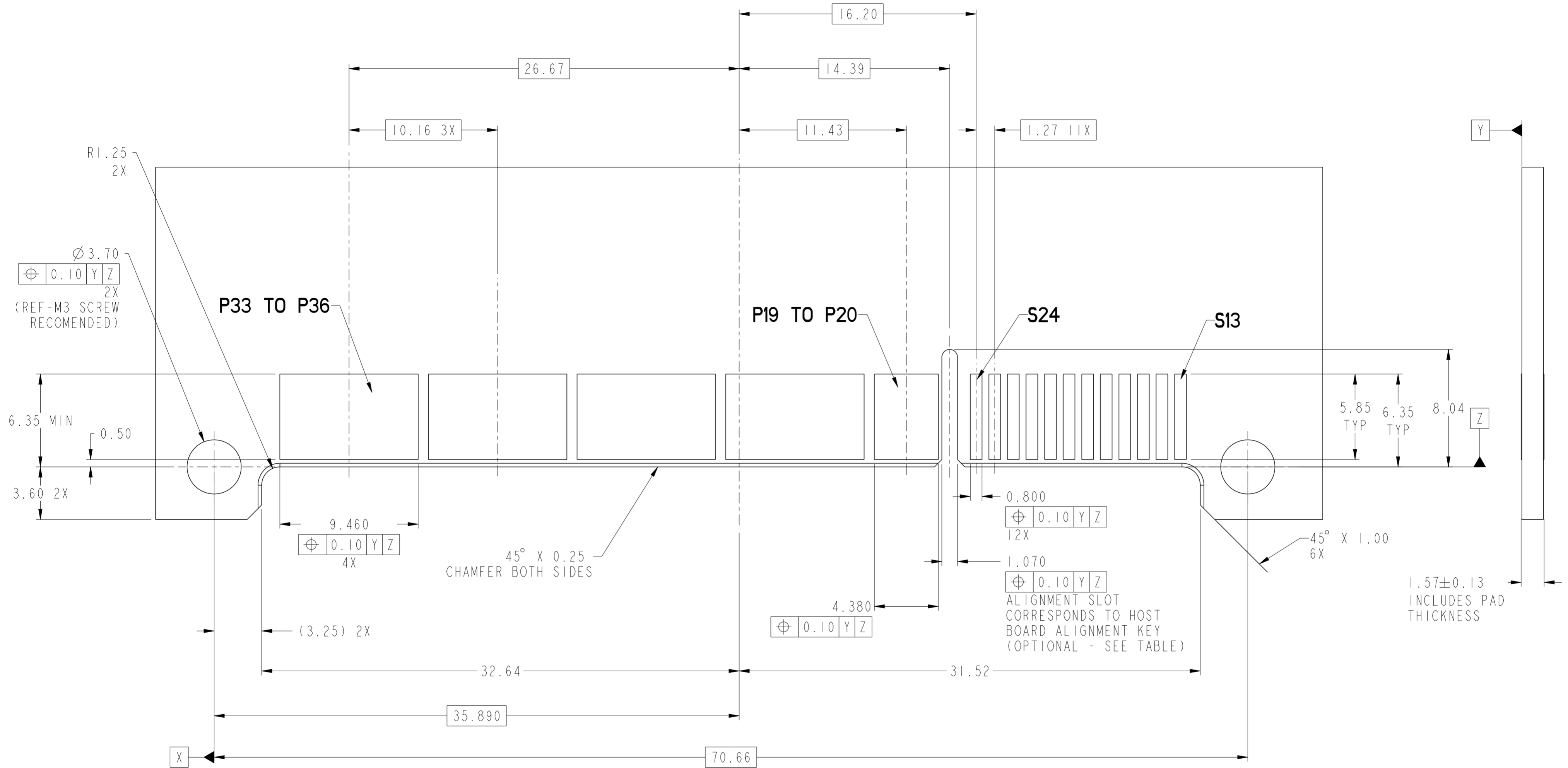


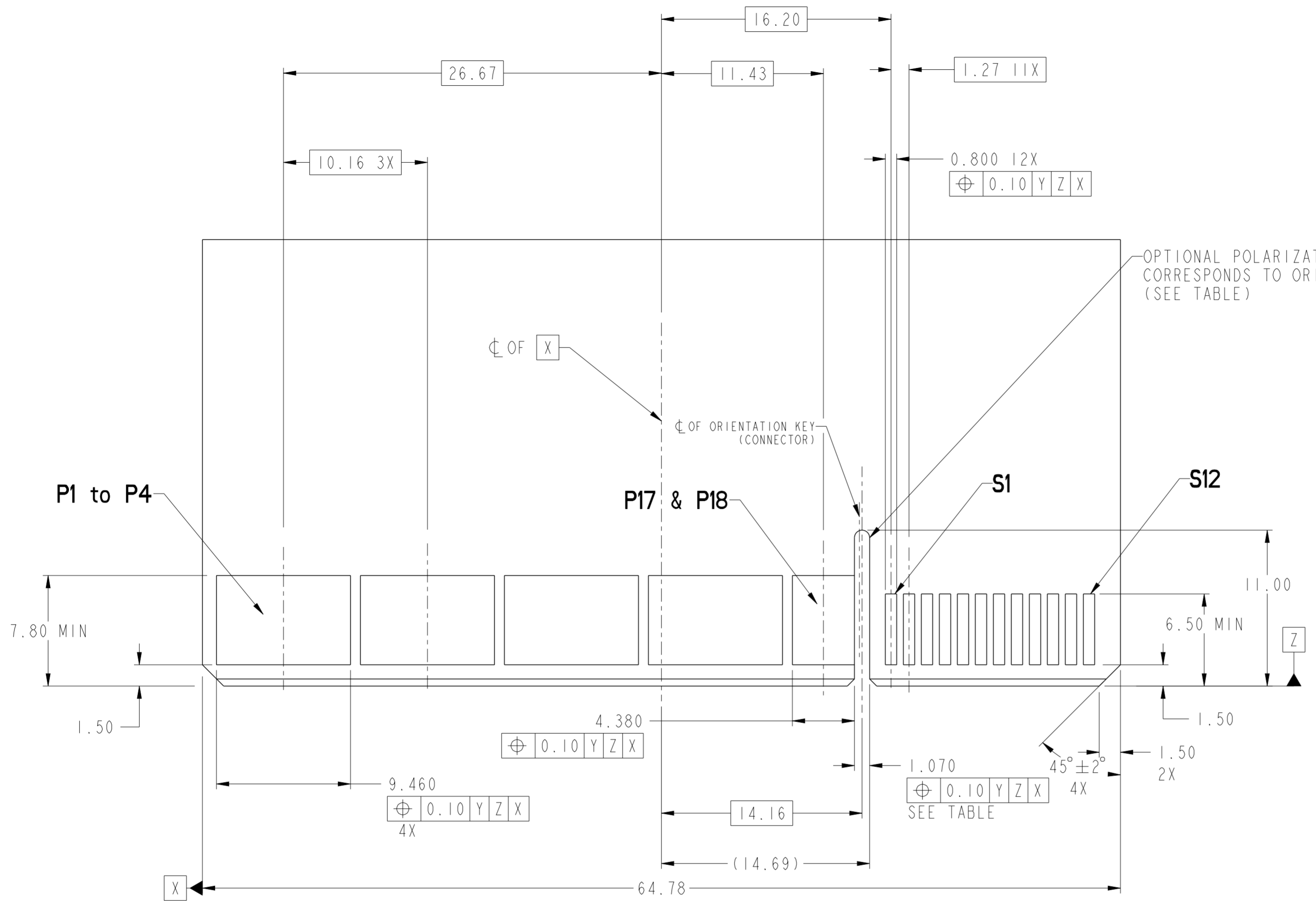
spec ref	-	dr	Tim Houtz	2009/10/21	projection	MM	size	A2	scale	4:1
tolerance std	ASME Y14.5	eng	Wei-Long Zhang	2012/09/05	chr	-	ecn no	ELX-DG-012741-1	rel level	Released
surface	✓	appr	Pai-Ming Zheng	2012/09/11	product family	CARD EDGE	title	HPCE-STRADDLE MT (36P-24S) (RECEPTACLE) SPECIAL CASE	dwg no	10107844
ASME Y14.5	linear	0.X	±0.30	0.XX	±0.10	0.XXX	±0.05	angular	0°	±2°
		www.fci.com	cat. no.	-	Product - Customer Drw	sheet 1 of 6				

Copyright FCI. FCI

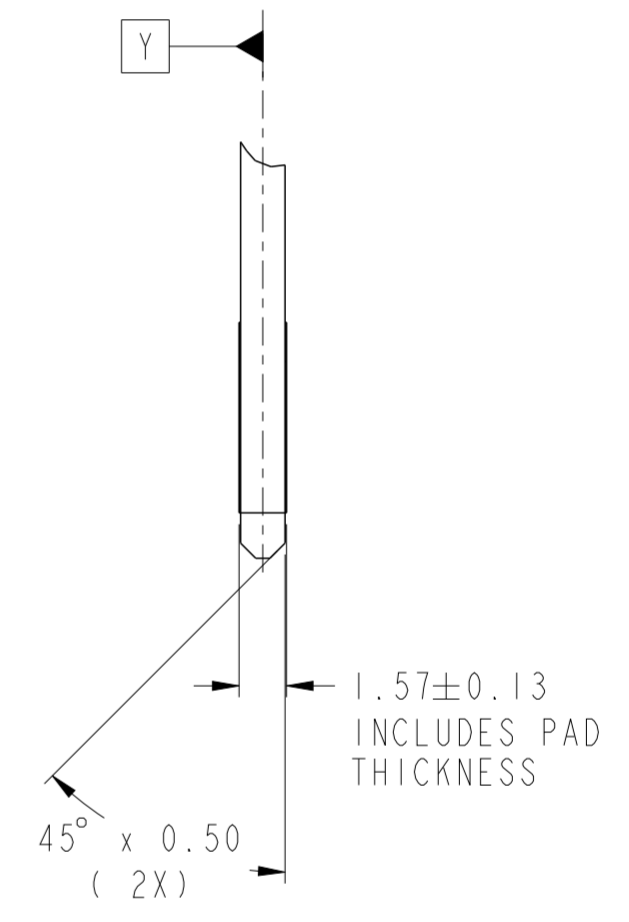
OLD RECOMENDED HOST BOARD LAYOUT



dr	Tim Houtz	2009/10/21	projection	MM	size	A2	scale	4:1
eng	Wei-Long Zhang	2012/09/05			ecn no	ELX-DG-012741-1		
chr	-	-			rel level	Released		
appr	Pai-Ming Zheng	2012/09/11	product family	CARD EDGE	rel level	Released		
		title	HPCE-STRADDLE MT (36P-24S)		dwg no	10107844		rev
www.fci.com		cat. no.	-		Product - Customer Drw	sheet 3 of 6		G



OPTIONAL POLARIZATION SLOT
CORRESPONDS TO ORIENTATION KEY OPTION
(SEE TABLE)



RECOMMENDED MATING BOARD FOOTPRINT - OPTION 1

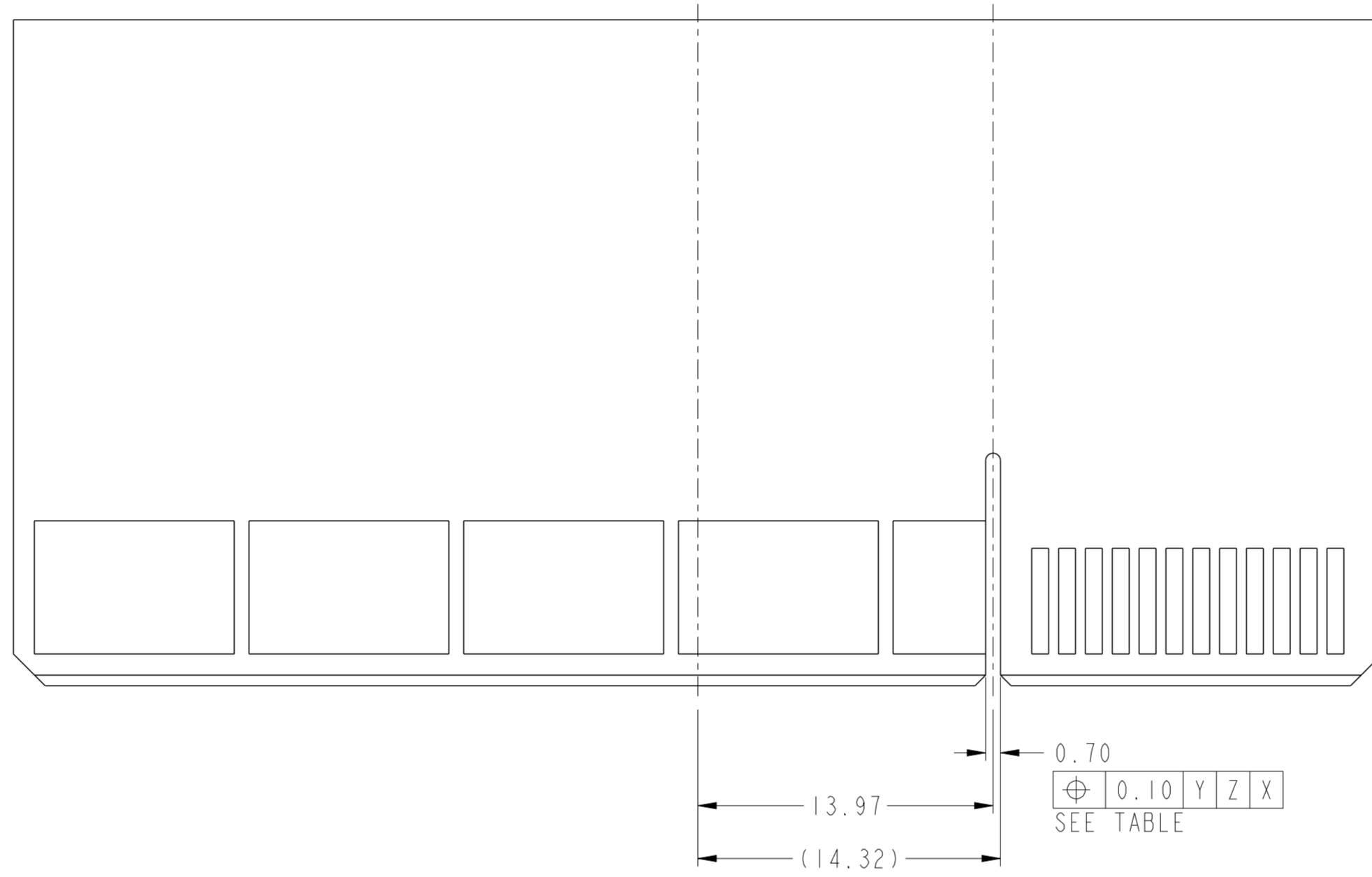
Copyright FCI.
FCI

dr	Tim Houtz	2009/10/21	projection	MM	size	A2	scale	4:1
eng	Wei-Long Zhang	2012/09/05			ecn no	ELX-DG-012741-1		
chr	-	-			rel level	Released		
appr	Pai-Ming Zheng	2012/09/11	product family	CARD EDGE				
		title	HPCE-STRADDLE MT (36P-24S)		dwg no	10107844		rev
www.fci.com		cat. no.	-		Product - Customer Drw	sheet 4 of 6		G

PDS: Rev :G

STATUS:Released

Printed: Sep 11, 2012

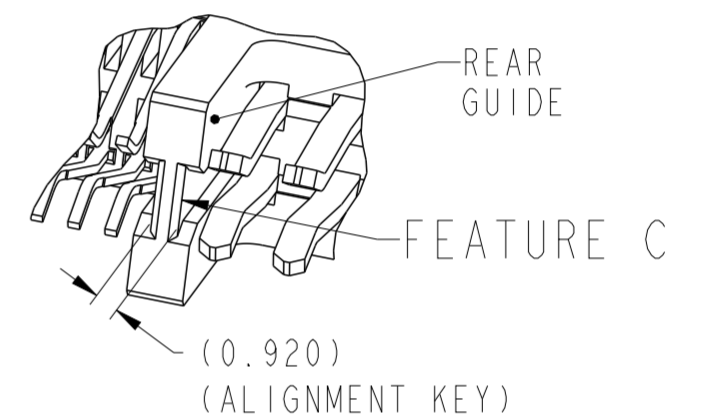
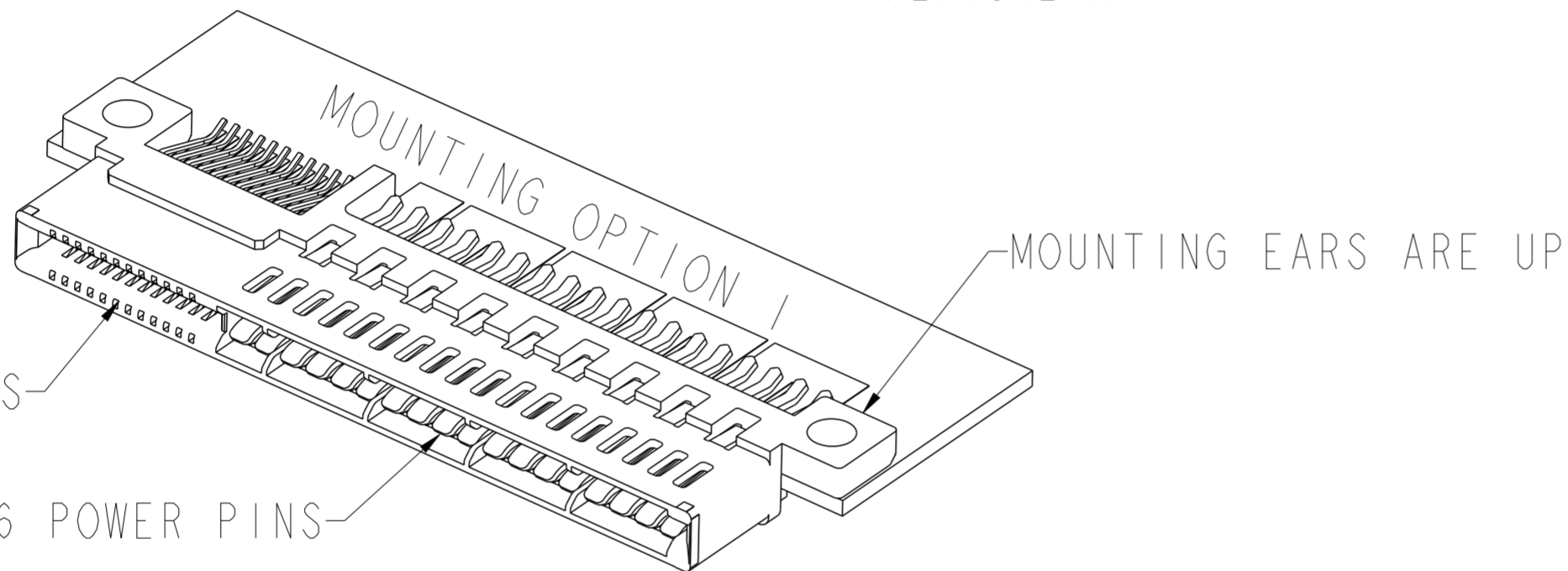
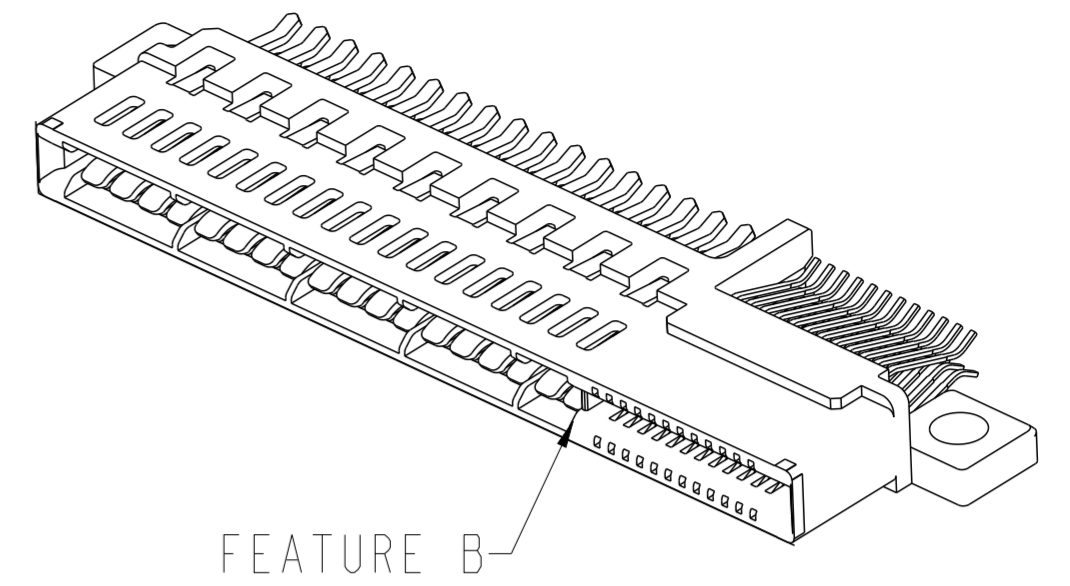
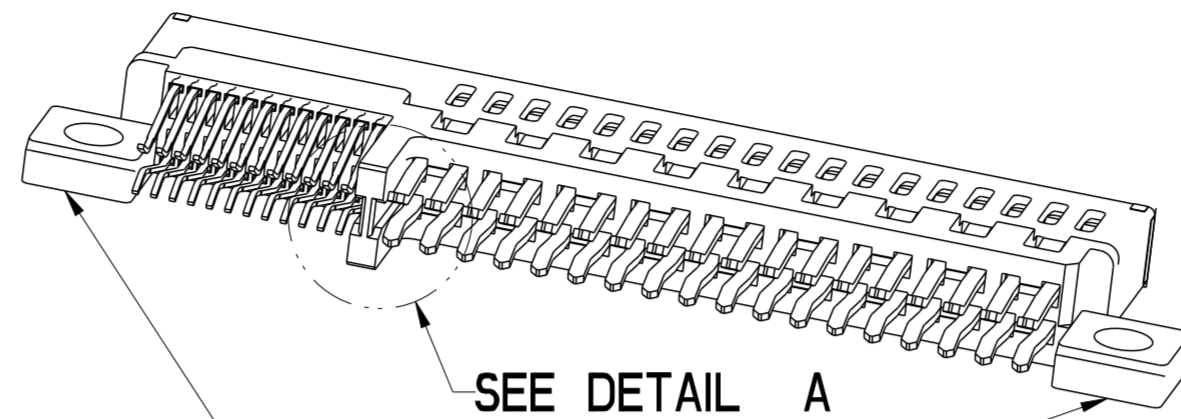


**RECOMMENDED MATING BOARD
 △ FOOTPRINT - OPTION 2**
 (ALL DIMENSIONS ARE SAME AS PAGE 4 EXCEPT ABOVE)

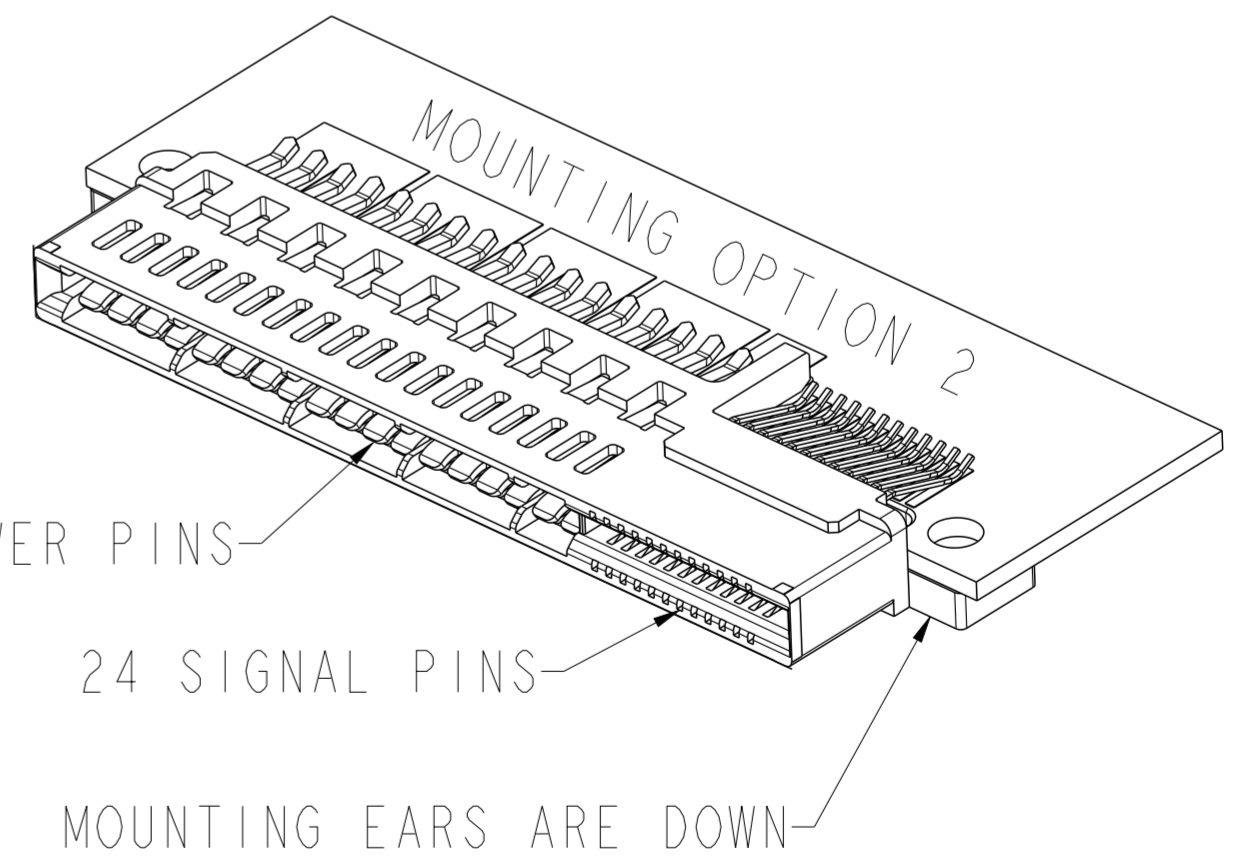
Copyright FCI.
FCI

dr	Tim Houtz	2009/10/21	projection	MM	size	A2	scale	4:1
eng	Wei-Long Zhang	2012/09/05			ecn no	ELX-DG-012741-1		
chr	-	rel level			Released			
appr	Pai-Ming Zheng	2012/09/11	product family	-	cat. no.	Product - Customer Drw		
		title	HPCE-STRADDLE MT (36P-24S)		dwg no	10107844		rev
www.fci.com		(RECEPTACLE) SPECIAL CASE						G
								sheet 5 of 6

PART NUMBER	FEATURE C HOST BOARD ALIGNMENT KEY (SEE NOTE 8)	FEATURE A MOUNTING EARS	FEATURE B FRONT POLARIZATION KEY
10107844-001LF	NO	YES	YES
10107844-002LF	NO		NO
10107844-003LF	YES		NO
10107844-004LF	YES		YES



DETAIL A
SCALE 4:1



NOTES:

- CONNECTOR MATERIALS:
HOUSING: HIGH TEMPERATURE THERMAL PLASTIC, BLACK
UL 94V-0 COMPLIANT
CONTACTS: HIGH PERFORMANCE COPPER ALLOY.
- CONTACT FINISH REF. GS-12-604 SECTION 5.2.
- PRODUCT SPECIFICATION: GS-12-604.
- APPLICATION SPECIFICATION: GS-20-128.
- PRODUCT MARKING (FCI - PART NUMBER & DATE CODE) ON HOUSING IN AREA SHOWN.
- PACKAGING MEETS FCI SPECIFICATION GS-14-937.
- HOUSING COMPONENT WILL WITHSTAND EXPOSURE TO 260°C PEAK TEMPERATURE FOR 60 SECONDS IN A CONVECTION, INFRA-RED, OR VAPOR PHASE REFLOW OVEN.
- HOST BOARD ALIGNMENT KEY IS RECOMMENDED TO ENSURE PROPER ALIGNMENT OF SOLDER TAILS WITH HOST BOARD PADS.
- THE OLD RECOMMENDED BOARD IS ASSOCIATED WITH -001 & -002 PARTS. THE NEW HOST BOARD CAN BE USED WITH ALL DASH NUMBERS AND IS FOR IMPROVED SOLDER REFLOW PROCESS.
- A \triangle SYMBOL WILL BE NEXT TO ANY DIMENSION, VIEW, OR NOTE WHICH HAS BEEN MODIFIED WITH THE CURRENT DRAWING REVISION.

dr	Tim Houtz	2009/10/21	projection	MM	size	A2	scale	4:1
eng	Wei-Long Zhang	2012/09/05			ecn no	ELX-DG-012741-1		
chr	-	-			rel level	Released		
appr	Pai-Ming Zheng	2012/09/11	product family	CARD EDGE	cat. no.	10107844	rev	G
www.fci.com			Product - Customer Drw			sheet 6 of 6		

