

Feed-through terminal block - HDFK 50 - 0708739

Please be informed that the data shown in this PDF Document is generated from our Online Catalog. Please find the complete data in the user's documentation. Our General Terms of Use for Downloads are valid (<http://download.phoenixcontact.com>)



Feed-through terminal block, Connection method: Screw connection, Load current : 150 A, Cross section: 16 mm² - 50 mm², AWG 6 - 1/0, Connection direction of the conductor to plug-in direction: 0 °, Width: 18.8 mm, Color: gray

Why buy this product

- Easy grouping with engagement pin versions
- Both terminal halves can be easily assembled by simply snapping them together
- Touch-proof insulating housing in a new design
- Universal screw connection with screw locking
- Spacer plates increase air and creepage distances
- Automatic compensation of the panel thickness via the snap principle integrated in the insulation housing



Key commercial data

Packing unit	1
Minimum order quantity	1
Catalog page	Page 671 (CC-2011)
GTIN	 4 017918 004750
Custom tariff number	85369010
Country of origin	GREECE

Technical data

General

Number of levels	1
Number of connections	2
Color	gray
Insulating material	PA
Inflammability class according to UL 94	V0

Dimensions

Width	18.8 mm
-------	---------

Technical data

Maximum load current	150 A
----------------------	-------

Feed-through terminal block - HDFK 50 - 0708739

Technical data

Technical data

Rated surge voltage	8 kV
Pollution degree	3
Surge voltage category	III
Insulating material group	I
Connection in acc. with standard	IEC 60947-7-1
Nominal current I_N	150 A
Nominal voltage U_N	690 V
Open side panel	nein

Connection data

Note	Note: Product releases, connection cross sections and notes on connecting aluminum cables can be found in the download area.
Conductor cross section solid min.	16 mm ²
Conductor cross section solid max.	50 mm ²
Conductor cross section stranded min.	16 mm ²
Conductor cross section stranded max.	50 mm ²
Conductor cross section AWG/kcmil min.	6
Conductor cross section AWG/kcmil max	1/0
Conductor cross section stranded, with ferrule without plastic sleeve min.	10 mm ²
Conductor cross section stranded, with ferrule without plastic sleeve max.	50 mm ²
Conductor cross section stranded, with ferrule with plastic sleeve min.	10 mm ²
Conductor cross section stranded, with ferrule with plastic sleeve max.	50 mm ²
2 conductors with same cross section, solid min.	6 mm ²
2 conductors with same cross section, solid max.	16 mm ²
2 conductors with same cross section, stranded min.	10 mm ²
2 conductors with same cross section, stranded max.	16 mm ²
2 conductors with same cross section, stranded, ferrules without plastic sleeve, min.	6 mm ²
2 conductors with same cross section, stranded, ferrules without plastic sleeve, max.	16 mm ²
2 conductors with same cross section, stranded, TWIN ferrules with plastic sleeve, min.	6 mm ²
2 conductors with same cross section, stranded, TWIN ferrules with plastic sleeve, max.	10 mm ²
Connection method	Screw connection
Stripping length	24 mm
Internal cylindrical gage	B10
Screw thread	M6
Tightening torque, min	6 Nm
Tightening torque max	8 Nm

Feed-through terminal block - HDFK 50 - 0708739

Classifications

ETIM

ETIM 2.0	EC001283
ETIM 3.0	EC001283
ETIM 4.0	EC001283
ETIM 5.0	EC001283

UNSPSC

UNSPSC 11	39121410
UNSPSC 12.01	39121410
UNSPSC 13.2	39121410
UNSPSC 6.01	30211811
UNSPSC 7.0901	39121410

eCl@ss

eCl@ss 4.0	27141131
eCl@ss 4.1	27141131
eCl@ss 5.0	27141134
eCl@ss 5.1	27141134
eCl@ss 6.0	27141134
eCl@ss 7.0	27141134

Approvals

Approvals


Approvals

CSA / UL Recognized / KEMA-KEUR / GOST / PRS / IECCEB Scheme / GOST

Ex Approvals


Approvals submitted

Approval details


		
	B	C
mm ² /AWG/kcmil	6	6
Nominal current I _N	125 A	125 A
Nominal voltage U _N	600 V	600 V

Feed-through terminal block - HDFK 50 - 0708739

Approvals

UL Recognized 


	B	C
mm ² /AWG/kcmil	6	6
Nominal current I _N	150 A	150 A
Nominal voltage U _N	600 V	600 V

KEMA-KEUR 

mm ² /AWG/kcmil	50
Nominal current I _N	150 A
Nominal voltage U _N	690 V

GOST 

PRS

IECEE CB Scheme 

mm ² /AWG/kcmil	50
Nominal current I _N	150 A
Nominal voltage U _N	690 V

GOST 

Accessories

Accessories

Plug/Adapter

Feed-through terminal block - HDFK 50 - 0708739

Accessories

Insertion profile - UKH 50 EP - 3009228



Insertion profile, Color: silver

Tools

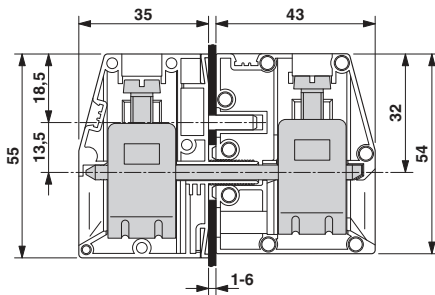
Screwdriver - SZS 1,2X8,0 VDE - 1205082



Screwdriver, bladed, VDE insulated, size: 1.2 x 8.0 x 175 mm, 2-component grip, with non-slip grip

Drawings

Dimensioned drawing



Dimensioned drawing

