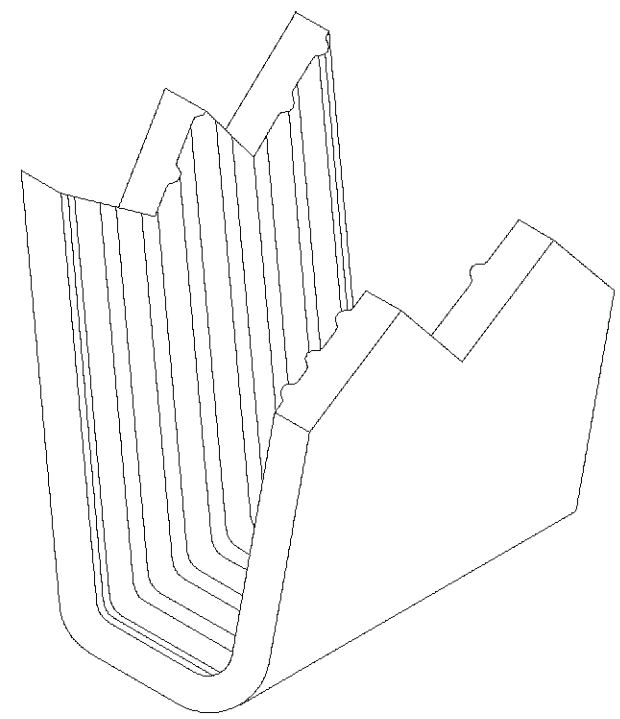
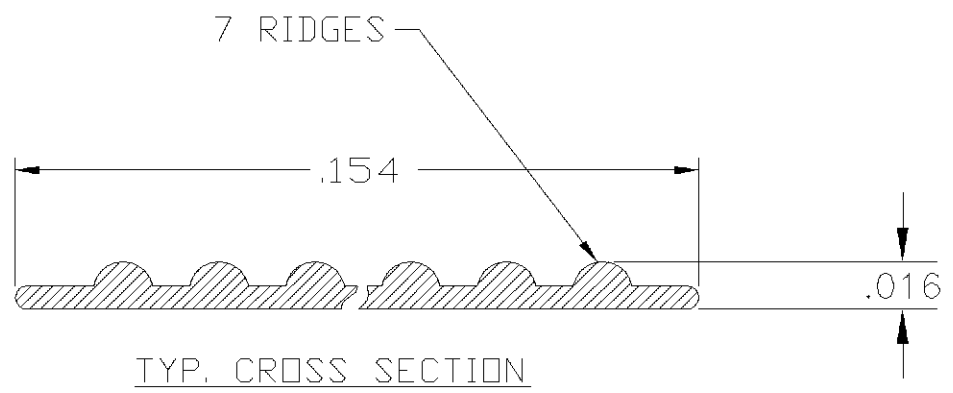
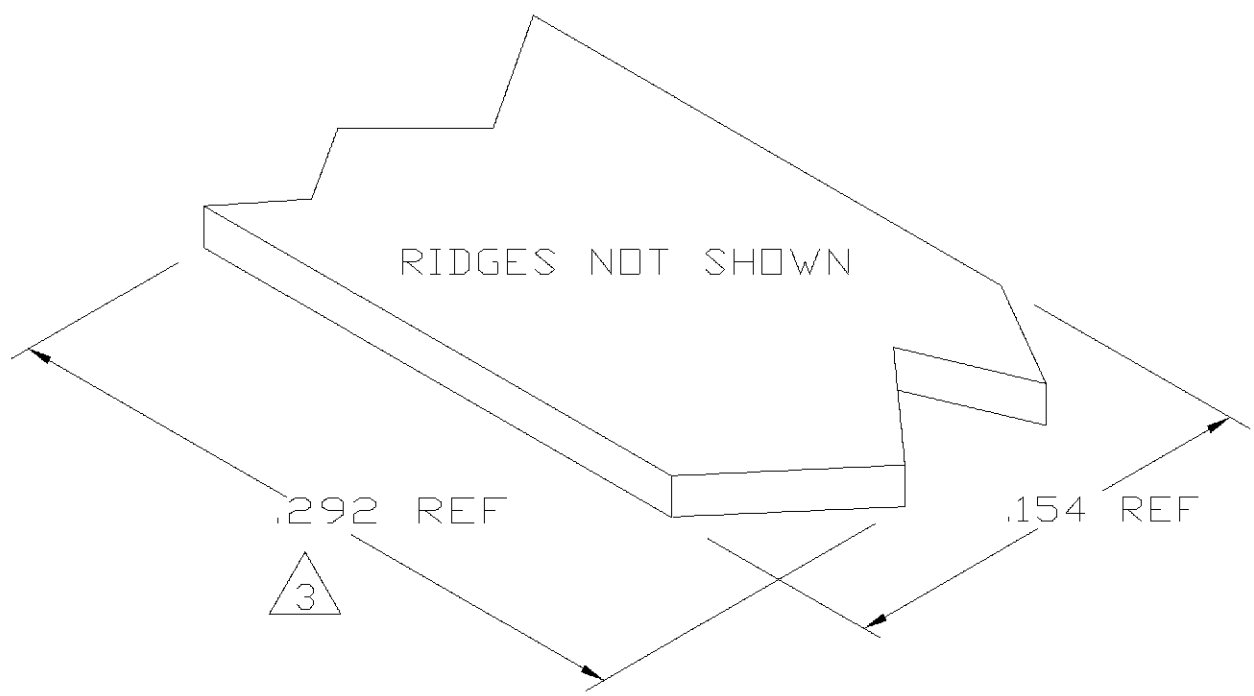


THIS DRAWING IS UNPUBLISHED. RELEASED FOR PUBLICATION
 © COPYRIGHT BY TYCO ELECTRONICS CORPORATION. ALL RIGHTS RESERVED.

LOC	DIST	REVISIONS			
P	LTR	DESCRIPTION	DATE	DWN	APVD
AF	50	0	TRANSFERED TO TYCO FORMAT	03MAY02	MF EH

- 1 CRIMPBAND MATERIAL PROVIDED IN CONTINUOUS STRIP.
 - 2 REFERENCE DESCRIPTIVE PART NUMBER G061D16BXS.
- △ 3 BLANK LENGTH DETERMINED BY 061 TOOLSET.



PARTIAL FORMED VIEW (REF)
FORMED BY APPLICATION TOOLING

1601518-1
PART NUMBER

THIS DRAWING IS A CONTROLLED DOCUMENT.		DWN MICHAEL S. FEHER 03MAY2002	Tyco Electronics Corporation Harrisburg, PA 17105-3608	
DIMENSIONS: INCHES	TOLERANCES UNLESS OTHERWISE SPECIFIED:	CHK EDWARD HOWARD 16APR2002	NAME -	
	0 PLC ± -	APVD EDWARD HOWARD 16APR2002	PRODUCT SPEC -	
	1 PLC ± -	PRODUCT SPEC	APPLICATION SPEC -	
	2 PLC ± -	WEIGHT	-	
	3 PLC ± .005	SIZE CAGE CODE DRAWING NO RESTRICTED TO		
	4 PLC ± -	A3 00779 C-1601518		
	ANGLES ± -	SCALE 1:1 SHEET 1 OF 1 REV 0		
MATERIAL UNS C26000 BRASS	FINISH NONE	CUSTOMER DRAWING		