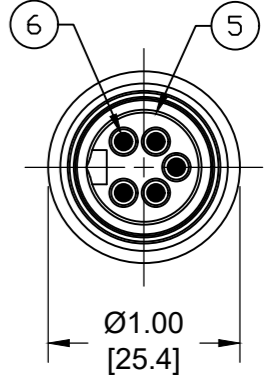
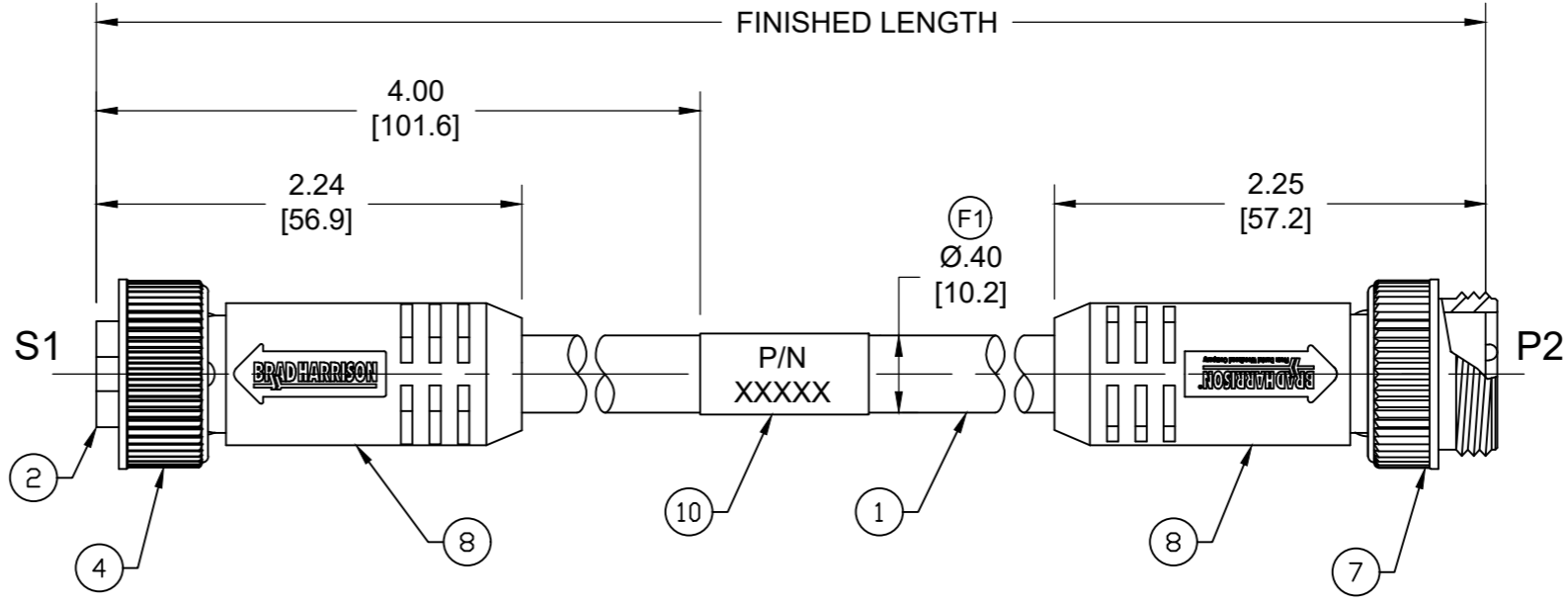
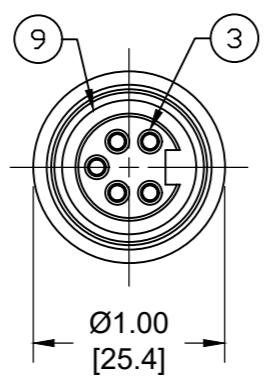


| (F1) PART NO | ENGINEERING NO. | FINISHED LENGTH |
|--------------|-----------------|-------------------|
| 1300101828 | 115030K13M005 | 0.5M [1FT 8 IN] |
| 1300101834 | 115030K13M500 | 50M [164FT] |
| 1300102053 | 115030K13T107 | 107M [351FT 1 IN] |

- NOTES:
- MATERIAL: SEE TABLE
 - FINISH: SEE TABLE
 - ELECTRICAL:
VOLTAGE: 400V PER IEC60664
600V PER UL2238
CURRENT: 8A (F1)
 - TEMP RATING: -20°TO +90°C
 - PROTECTION: IP67 (WHEN MATED)
 - COUPLING THREAD: 7/8-16 UN
 - UL LISTED FILE: E152210
 - ALL DIMENSIONS ARE FOR REFERENCE UNLESS TOLERANCED OR NOTED OTHERWISE



FEMALE FACE VIEW

MALE FACE VIEW

MECHANICAL CHARACTERISTICS:

| | |
|----------------------|------------------------------------|
| TORSIONAL FLEX TEST | 20 MILLION CYCLES PER MIL-C-13777G |
| BEND FLEX TEST | 20 MILLION CYCLES PER MIL-C-13777G |
| WELD SLAG RESISTANCE | WOODHEAD STANDARD S-300 |

| ITEM | DESCRIPTION | MATERIAL | FINISH |
|------|----------------------|---------------|------------------|
| 10 | WRAP LABEL | VINYL | BLACK/YELLOW |
| 9 | FRICTION RING | NYLON | WHITE |
| 8 | OVERMOLD | TPE | YELLOW |
| 7 | COUPLING NUT, MALE | ZINC DIE-CAST | BLACK E-COAT |
| 6 | CONTACT PIN | COPPER ALLOY | GOLD OVER NICKEL |
| 5 | MALE INSERT | TPE | YELLOW |
| 4 | COUPLING NUT, FEMALE | ZINC DIE-CAST | BLACK E-COAT |
| 3 | CONTACT SOCKET | COPPER ALLOY | GOLD OVER NICKEL |
| 2 | FEMALE INSERT | TPE | YELLOW |
| 1 | CABLE, 16/5 AWG | TPE | YELLOW |

| S1 | | P2 |
|----|--------------|----|
| 1 | WHITE | 1 |
| 2 | RED | 2 |
| 3 | GREEN/YELLOW | 3 |
| 4 | ORANGE | 4 |
| 5 | BLACK | 5 |

PART NUMBER LEGEND
115030K13M005

FINISHED LENGTH
F010= 1 FEET
M005= 0.5 METER
M010= 1 METER
M100= 10 METER
T100= 100 METER

CABLE LENGTH TOLERANCES

| | |
|--------------------------|-------------------------|
| <.3M [1FT]: | +19mm-0 [+.75in-0] |
| .3 - .9M [1 - 3FT]: | +44.5mm-0 [+1.75in-0] |
| .9 - 1.8M [3 - 6FT]: | +55.6mm-0 [+2.19in-0] |
| 1.8 - 3.7M [6 - 12FT]: | +88.9mm-0 [+3.50in-0] |
| 3.7 - 7.3M [12 - 24FT]: | +165.1mm-0 [+6.50in-0] |
| 7.3-14.6M [24 - 48FT]: | +317.5mm-0 [+12.50in-0] |
| 14.6 - 30.5M [48-100FT]: | +622.3mm-0 [+24.50in-0] |
| OVER 30M [100FT] | +2% OF FINISHED LENGTH |

| | | | | |
|--|---|--|--|--|
| FUNCTIONAL SYMBOLS F=0 E=0 P=0 | THIS DRAWING CONTAINS INFORMATION THAT IS PROPRIETARY TO MOLEX ELECTRONIC TECHNOLOGIES, LLC AND SHOULD NOT BE USED WITHOUT WRITTEN PERMISSION | | | |
| | CURRENT REV DESC: ADDED ITEM-9 & 10, CABLE DIA. CURRENT WAS 10A. MODIFIED PART NUMBER CHART | | | |
| | GENERAL TOLERANCES (UNLESS SPECIFIED) | | EC NO: 709714 DRWN: ABENJAMINLW 2022/05/17 CHK'D: RSTONE 2022/06/08 APPR: BWOODMAN 2022/06/14 | |
| | INITIAL REVISION: | | DRWN: VOU 2012/02/27 APPR: JFMURPHY 2013/04/05 | |
| DIVISIONAL SYMBOLS | | DOCUMENT NUMBER: SD-130010-017 DOC TYPE: PSD DOC PART: 001 REVISION: F1 | | |
| DRAFT WHERE APPLICABLE MUST REMAIN WITHIN DIMENSIONS | | MATERIAL NUMBER: SEE CHART CUSTOMER: GENERAL MARKET SHEET NUMBER: 1 OF 1 | | |