

XCMN2110L2

Limit switch, Limit switches XC Standard, XCMN, metal end plunger, 1NC+1 NO, snap, 2 m



Main

| | |
|-------------------------------|--|
| Range of Product | Telemecanique Limit switches XC Standard |
| Series name | Standard format |
| Product or Component Type | Limit switch |
| Device short name | XCMN |
| Sensor design | Miniature |
| Body type | Fixed |
| Head type | Plunger head |
| Material | Plastic |
| Body Material | Plastic |
| Head material | Zamak |
| Fixing Mode | By the body |
| Movement of operating head | Linear |
| Type of operator | Spring return plunger metal |
| Type of approach | Vertical approach, 1 direction |
| Number of poles | 2 |
| Contacts type and composition | 1 NC + 1 NO |
| Contact operation | Snap action |

Complementary

| | |
|--|--|
| Switch actuation | On end |
| Electrical connection | Fixed cable |
| Cable length | 6.56 ft (2 m) |
| Cable composition | 4 x 0.75 mm ² |
| Wire insulation material | PvR |
| Contacts insulation form | Zb |
| Positive opening | With |
| Positive opening minimum force | 42.5 N |
| Minimum force for tripping | 8.5 N |
| Minimum actuation speed | 0.01 m/min |
| Maximum actuation speed | 1.64 ft/s (0.5 m/s) |
| Contact code designation | B300, AC-15 (Ue = 240 V), Ie = 1.5 A EN/IEC 60947-5-1 appendix A R300, DC-13 (Ue = 250 V), Ie = 0.1 A EN/IEC 60947-5-1 appendix A |
| [Ui] rated insulation voltage | 300 V 3)UL 508 400 V 3)IEC 60947-5-1 300 V 3)CSA C22.2 No 14 |
| Maximum resistance across terminals | 25 MOhm IEC 60255-7 category 3 |
| [Uimp] rated impulse withstand voltage | 4 KV IEC 60664 4 kV IEC 60947-1 |
| Short-circuit protection | 6 A cartridge fuse gG |
| Electrical durability | 5000000 Cycles, DC-13, 120 V, 1 W 60 cyc/mn 0.5 IEC 60947-5-1 appendix C 5000000 Cycles, DC-13, 24 V, 3 W 60 cyc/mn 0.5 IEC 60947-5-1 appendix C 5000000 cycles, DC-13, 48 V, 2 W 60 cyc/mn 0.5 IEC 60947-5-1 appendix C |
| Mechanical durability | 5000000 cycles |
| Width | 1.18 in (30 mm) |
| Height | 2.36 in (60 mm) |

| | |
|------------|-----------------------|
| Depth | 0.63 in (16 mm) |
| Net Weight | 0.18 lb(US) (0.08 kg) |

Environment

| | |
|---------------------------------------|---|
| Shock resistance | 25 gn 18 ms IEC 60068-2-27 |
| Vibration resistance | 5 gn 10...500 Hz)IEC 60068-2-6 |
| IP degree of protection | IP65 conforming to IEC 60529 |
| IK degree of protection | IK04 EN 50102 |
| Electrical shock protection class | Class II IEC 61140 Class II NF C 20-030 |
| Ambient Air Temperature for Operation | -13...158 °F (-25...70 °C) |
| Ambient Air Temperature for Storage | -40...158 °F (-40...70 °C) |
| Protective treatment | TC |
| Product Certifications | UL CCC CSA |
| Standards | UL 508 CSA C22.2 No 14 EN/IEC 60947-5-1 EN/IEC 60204-1 |

Ordering and shipping details

| | |
|-----------------------|------------------------------------|
| Category | 22413-LIMIT SWITCH, IEC, MINIATURE |
| Discount Schedule | T |
| GTIN | 3389119000482 |
| Nbr. of units in pkg. | 1 |
| Package weight(Lbs) | 6.10 oz (173.0 g) |
| Returnability | No |
| Country of origin | ID |

Packing Units

| | |
|------------------------------|-------------------------|
| Unit Type of Package 1 | PCE |
| Package 1 Height | 0.79 in (2 cm) |
| Package 1 width | 6.69 in (17 cm) |
| Package 1 Length | 7.09 in (18 cm) |
| Unit Type of Package 2 | S03 |
| Number of Units in Package 2 | 40 |
| Package 2 Weight | 17.01 lb(US) (7.716 kg) |
| Package 2 Height | 11.81 in (30 cm) |
| Package 2 width | 11.81 in (30 cm) |
| Package 2 Length | 15.75 in (40 cm) |
| Unit Type of Package 3 | PAL |
| Number of Units in Package 3 | 80 |
| Package 3 Weight | 163.14 lb(US) (74.0 kg) |
| Package 3 Height | 23.62 in (60 cm) |
| Package 3 width | 31.50 in (80 cm) |
| Package 3 Length | 31.50 in (80 cm) |

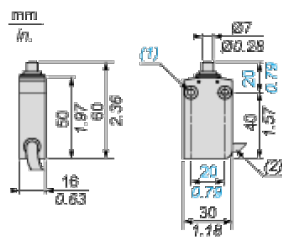
Offer Sustainability

| | |
|----------------------------|---|
| Sustainable offer status | Green Premium product |
| California proposition 65 | WARNING: This product can expose you to chemicals including: Diisononyl phthalate (DINP), which is known to the State of California to cause cancer, and Di-isodecyl phthalate (DIDP), which is known to the State of California to cause birth defects or other reproductive harm. For more information go to www.P65Warnings.ca.gov |
| REACH Regulation | REACH Declaration |
| EU RoHS Directive | Pro-active compliance (Product out of EU RoHS legal scope) EU RoHS Declaration |
| Mercury free | Yes |
| RoHS exemption information | Yes |
| Environmental Disclosure | Product Environmental Profile |
| Circularity Profile | End Of Life Information |

Contractual warranty

| | |
|----------|-----------|
| Warranty | 18 months |
|----------|-----------|

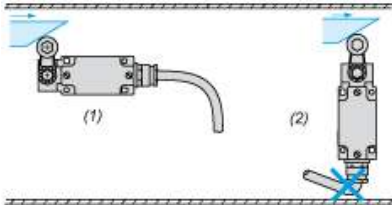
Dimensions



- (1) 2 fixing holes \varnothing 4.2 mm, counterbored \varnothing 8 mm by 4 mm deep.
- (2) External diameter 7.5 mm.

Mounting

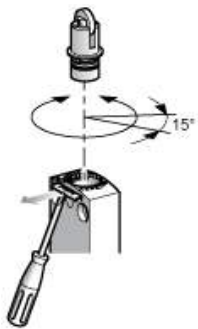
Sweep of Connecting Cable



- (1) Recommended
- (2) To be avoided

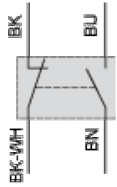
Setting-up

Plunger or Multi-directional Heads



Wiring diagram

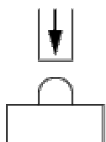
2-pole NC + NO Snap Action



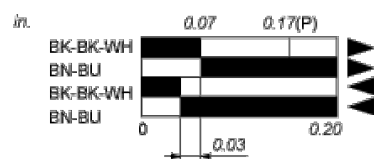
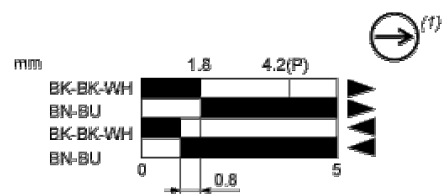
- (BK) Black
- (BK- Black White
WH)
- (BN) Brown
- (BU) Blue

Characteristics of Actuation

Switch Actuation on End



Functionnal Diagram



- (2)
- (3)
- ▶ (4)
- ◀ (5)

- (P) Positive opening point
- (1) NC contact with positive opening operation
- (2) Closed
- (3) Open
- (4) Tripping
- (5) Resetting
- (BK) Black
- (BK- Black White
- WH)
- (BN) Brown
- (BU) Blue