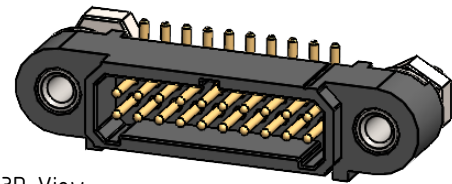
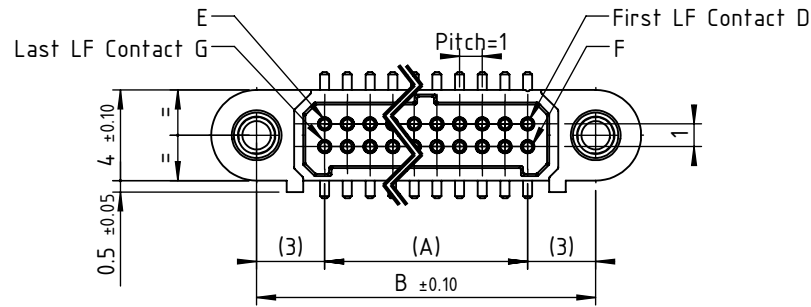
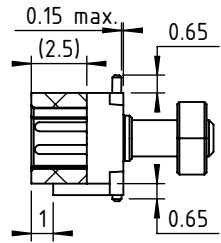


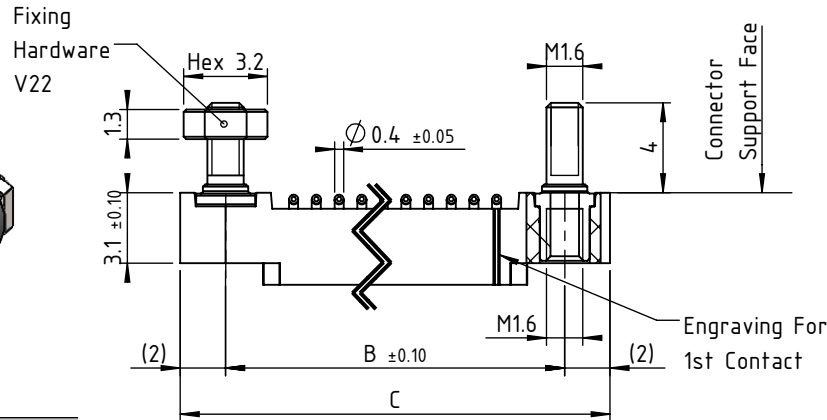


Product Specifications

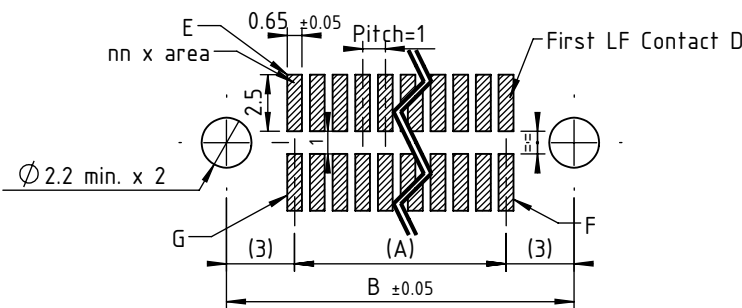
Material	
Insulator	LCP (Liquid Crystal Polymer) UL94-V0
Signal Contacts	Male : Copper alloy / Ni + Au 0.20µm to 0.40µm max. Female : Copper zinc alloy / Ni + Au 0.20µm to 0.40µm max.
Fixing Hardware	Stainless steel 300 series
Electrical Features	
Current rating	UP to 4.8A @ 25°C (PCB to cable 20 pins) Up to 2.5A @ 25°C (PCB to PCB 20 pins)
Voltage	Voltage proof @ sea level: 1000V RMS Withstanding voltage @ sea level: 600V RMS
Contact resistance	< 10mΩ (initial)
Insulation resistance	> 2GΩ (after conditioning)
Mechanical Features	
Contact durability	1000 cycles
Contact forces	Engagement: 0.7N max Separation: 0.06N min
Contact retention	> 6N
Fixing Hardware torque	Screw-Lok: 16cN.m
Environmental Features	
Temperature cycling	-65°C to +200°C
Humidity	25°C -65°C / 89% - 94% humidity / 6 days
Vibration	Sinusoidal vibration: 15g / 10Hz - 2000Hz - 10Hz in 20 min / 4h per axis in each 3 axes (total 12h)
Shock	Peak acceleration: 100g/Normal Duration 6ms; Wave form: sawtooth



3D View



Recommended PCB Layout



No. Of Contacts	Distance Between axes	Length in mm	LF Contact Reference				
nn	A	B	C	D	E	F	G
4	1	7	11	1	2	3	4
6 ♦	2	8	12	1	3	4	6
8	3	9	13	1	4	5	8
10 ♦	4	10	14	1	5	6	10
12	5	11	15	1	6	7	12
14	6	12	16	1	7	8	14
16	7	13	17	1	8	9	16
18	8	14	18	1	9	10	18
20 ♦	9	15	19	1	10	11	20
22	10	16	20	1	11	12	22
24	11	17	21	1	12	13	24
26	12	18	22	1	13	14	26
28	13	19	23	1	14	15	28
30	14	20	24	1	15	16	30
32	15	21	25	1	16	17	32
34 ♦	16	22	26	1	17	18	34
36	17	23	27	1	18	19	36
38	18	24	28	1	19	20	38
40	19	25	29	1	20	21	40
42	20	26	30	1	21	22	42
44	21	27	31	1	22	23	44
46	22	28	32	1	23	24	46
48	23	29	33	1	24	25	48
50 ♦	24	30	34	1	25	26	50

NOTE:

1. Tape and Reel packaging
2. ♦ Configurations are available in stock"
3. "Feel free to ask for technical support"



www.nicomatic.com

b	22/06/20	P.K	K.H	A.DL
Ind	Date	Drawn	Checked	Approved

Item : Connector AMM 220 male SMT on PCB, nn LF Contacts, V22.

This document and drawings, sketches, and schematic drawings are the property of the NICOMATIC company, and no parts thereof may be reproduced and used without the written consent of the owner. Law dated 11.03.1902

Catalogue Reference :

A221TnnV22

Compliant matrix :

Customer reference :



General tolerance ±0.2

Scale 3:1

Page 1/1