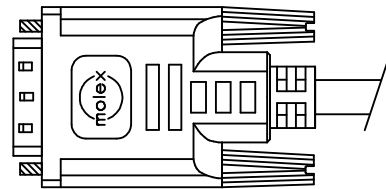
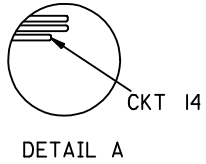
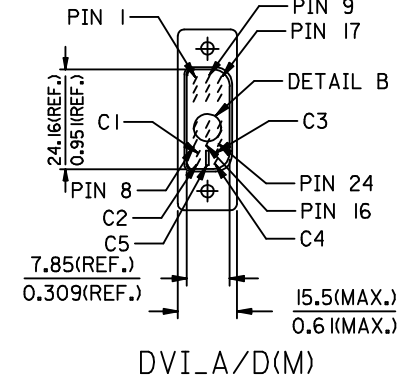
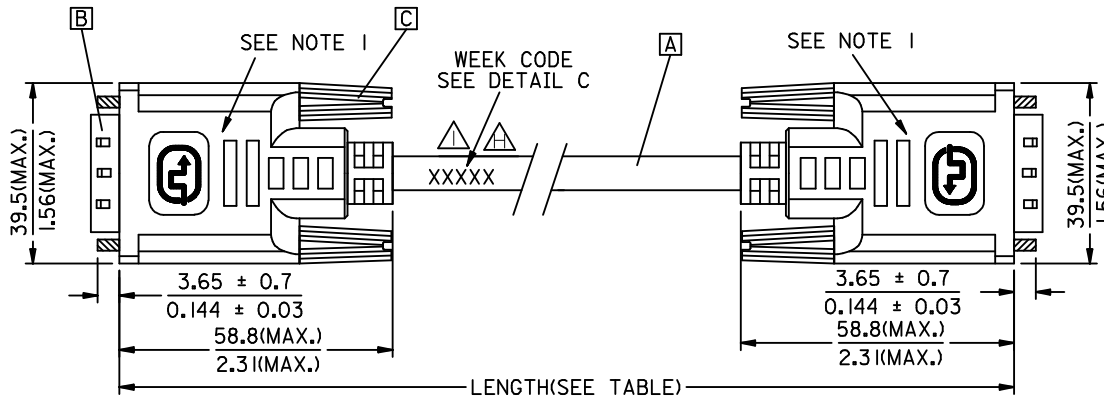
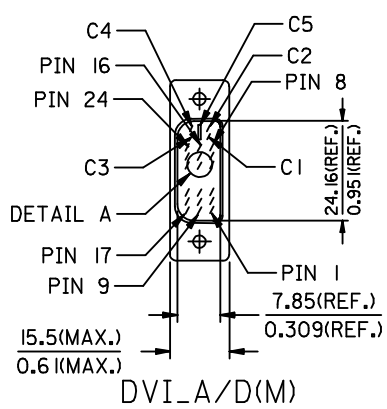
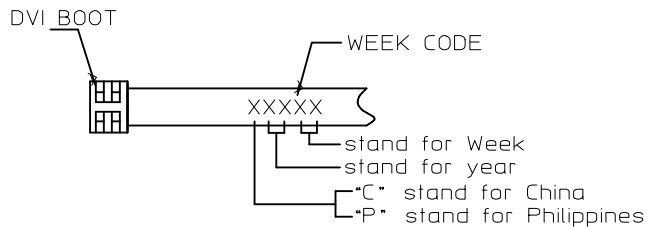
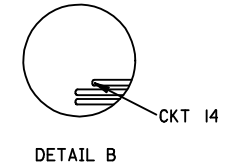
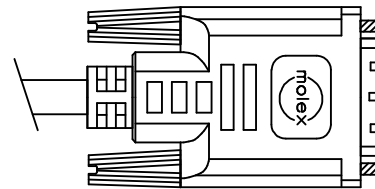


ECN NO	DATE	REV	REVISION	DESCRIPTION	CHANGER
CY14-5154	2013/08/31	H		CHANGE THE LABELING CONTENT FOR PRODUCTS TRANSFER TO PHILIPPINES	AHOU
CY14-5301	2013/09/12	I		CHANGE THE LABELING CONTENT FOR PRODUCTS TRANSFER TO PHILIPPINES	AHOU



BACK SIDE



DETAIL C

▲	88741-902I	DVI-I-DVI-I A/D CABLE 5M IVORY	5000 ± 150 196.9 ± 5.9	IVORY	887808325
▲	88741-901I	DVI-I-DVI-I A/D CABLE 3M IVORY	3000 ± 80 118.1 ± 3.1	IVORY	887808325
▲	88741-900I	DVI-I-DVI-I A/D CABLE 2M IVORY	2000 ± 60 78.7 ± 2.4	IVORY	887808325
▲	88741-9020	DVI-I-DVI-I A/D CABLE 5M BLK	5000 ± 150 196.9 ± 5.9	BLACK	887808326
▲	88741-9010	DVI-I-DVI-I A/D CABLE 3M BLK	3000 ± 80 118.1 ± 3.1	BLACK	887808326
▲	88741-9000	DVI-I-DVI-I A/D CABLE 2M BLK	2000 ± 60 78.7 ± 2.4	BLACK	887808326
	MX P/N	DESCRIPTION	LENGTH	CABLE COLOR	CABLE P/N

<b>ENTER DESCRIPTION</b> ECN NO: CPG2014-0810 DRAWN: XJGU001 CHKD: AHOU APPR: XAWANG	<b>QUALITY SYMBOLS</b> F <sub>A</sub> = 0 F <sub>C</sub> = 0 F <sub>P</sub> = 0	<b>GENERAL TOLERANCES (UNLESS SPECIFIED)</b>		<b>DIMENSION STYLE</b> MM/IN		SCALE	DESIGN UNITS METRIC	THIRD ANGLE PROJECTION
				DRAWN BY XJGU001	DATE 2013/09/07	TITLE DVI-I - DVI-I A/D CABLE		
				CHECKED BY ZXDENG	DATE 2013/09/07	<b>molex</b>		
				APPROVED BY XAWANG	DATE 2013/09/12	DOCUMENT NO. SD-88741-011	SHEET NO. 1 OF 2	
<b>ANGULAR ±1/2°</b>		<b>DRAFT WHERE APPLICABLE MUST REMAIN WITHIN DIMENSIONS</b>		<b>SEE TABLE</b>		<b>THIS DRAWING CONTAINS INFORMATION THAT IS PROPRIETARY TO MOLEX INCORPORATED AND SHOULD NOT BE USED WITHOUT WRITTEN PERMISSION</b>		

NOTE:1. OVERMOLD SPECIFICATION

- 1.1 DVI BOOT MOLDED WITH SNOW WHITE PVC RESIN P/N IS 887800076.
- 1.2 UL94V-0, COLOR: MAD432
- 1.3 HARDNESS (DUROMETER): SHORE A 90-95

2. MECHANICAL SPECIFICATION

- 2.1 CABLE SHOULD STAND THE PULL FORCE 89-111N FOR 30 SECONDS WITH NO VISIBLE TERMINATION DAMAGE.
- 2.2 CABLE SHOULD PASS THE FLEX TEST IN 100 CYCLES AT EACH OF PLANES, PER EIA 364-41, CONDITION I.

3. CABLE ELECTRICAL SPECIFICATION

- 3.1 DIELECTRIC STRENGTH: 300VDC FOR 10mS.
- 3.2 SIGNAL LINE INSULATION RESISTANCE: 20 MEGA Ohms
- 3.3 COAXIAL LINES CHARACTERISTIC IMPEDANCE: 75±7.5 Ohms @TDR.
- 3.4 DIFFERENTIAL LINES CHARACTERISTIC IMPEDANCE: 100±7 Ohms @TDR.

4. DVI CONNECTOR SPECIFICATION

- 4.1 REFER TO PRODUCT SPEC.PS-74320-001.
- 4.2 CONTACT PLATING: AU FLASH.

- 5. SHORTCIRCUIT AMONG DRAIN WIRES SIGNAL GROUND IS ACCEPTABLE.
- 6. THIS PRODUCT MUST MEET MX RoHS COMPLIANCE.

7. CONNECTION DIAGRAM

SHIELD	SHIEDL	OUTER SHIELD
C5	C5	ANALOG GROUND
C4	C4	HORIZONTAL SYNC.
C3	C3	ANALOG BLUE
C2	C2	ANALOG GREEN
C1	C1	ANALOG RED
PIN 24	PIN 24	TMDS CLOCK-
PIN 23	PIN 23	TMDS CLOCK+
PIN 22	PIN 22	TMDS CLOCK SHIELD
PIN 19	PIN 19	TMDS DATA 0
PIN 18	PIN 18	TMDS DATA 0+
PIN 17	PIN 17	TMDS DATA 0-
PIN 16	PIN 16	HOT PLUG DETECT
PIN 15	PIN 15	GROUND(+5V & HV SYNC.)
PIN 14	PIN 14	POWER +5V
PIN 11	PIN 11	TMDS DATA 1
PIN 10	PIN 10	TMDS DATA 1+
PIN 9	PIN 9	TMDS DATA 1-
PIN 8	PIN 8	VERTICAL SYNC.
PIN 7	PIN 7	DDC DATA
PIN 6	PIN 6	DDC CLOCK
PIN 3	PIN 3	TMDS DATA 2
PIN 2	PIN 2	TMDS DATA 2+
PIN 1	PIN 1	TMDS DATA 2-
DVI_A/D	DVI_A/D	CABLE FUNCTION

8. MATERIAL LIST

C	DVI THUMB SCREW 887806129
B	DVI_I G/F CONNECTOR 743230031
A	DVI ANALOG DIGITAL CABLE (SEE TABLE)
ITEM	DESCRIPTION

ENTER DESCRIPTION EC NO: CPG2014-0810 DRW: XJGU001 CHKD: AHO APPR: XAWANG	2013/09/16 2013/09/16 2013/09/24	DESCRIPTION REV	QUALITY SYMBOLS	GENERAL TOLERANCES (UNLESS SPECIFIED)	DIMENSION STYLE	SCALE	DESIGN UNITS	THIRD ANGLE PROJECTION
			$\nabla_F = 0$ $\nabla_F = 0$ $\nabla_F = 0$	mm      INCH 4 PLACES ± --- ± --- 3 PLACES ± --- ± --- 2 PLACES ± --- ± --- 1 PLACE ± --- ± --- 0 PLACE ± --- ± ---	MM/IN	1:1	METRIC	
			ANGULAR ±1/2° DRAFT WHERE APPLICABLE MUST REMAIN WITHIN DIMENSIONS	DRAWN BY DATE XJGU001 2013/09/07 CHECKED BY DATE ZXDENG 2013/09/07 APPROVED BY DATE XAWANG 2013/09/12	TITLE			
				MATERIAL NO. SEE TABLE	DOCUMENT NO. SD-88741-011	SHEET NO. 2 OF 2		

NOTE:1. OVERMOLD SPECIFICATION

- 1.1 DVI BOOT MOLDED WITH SNOW WHITE PVC RESIN P/N IS 887800076.
- 1.2 UL94V-0, COLOR: MAD432
- 1.3 HARDNESS (DUROMETER): SHORE A 90-95
- 2. MECHANICAL SPECIFICATION
- 2.1 CABLE SHOULD STAND THE PULL FORCE 89-11IN FOR 30 SECONDS WITH NO VISIBLE TERMINATION DAMAGE.
- 2.2 CABLE SHOULD PASS THE FLEX TEST IN 100 CYCLES AT EACH OF PLANES, PER EIA 364-41, CONDITION 1.
- 3. CABLE ELECTRICAL SPECIFICATION
- 3.1 DIELECTRIC STRENGTH: 300VDC FOR 10mS.
- 3.2 SIGNAL LINE INSULATION RESISTANCE: 20 MEGA Ohms
- 3.3 COAXIAL LINES CHARACTERISTIC IMPEDANCE: 75±7.5 Ohms @TDR.
- 3.4 DIFFERENTIAL LINES CHARACTERISTIC IMPEDANCE: 100±7 Ohms @TDR.
- 4. DVI CONNECTOR SPECIFICATION
- 4.1 REFER TO PRODUCT SPEC. PS-74320-001.
- 4.2 CONTACT PLATING: AU FLASH.
- 5. SHORTCIRCUIT AMONG DRAIN WIRES SIGNAL GROUND IS ACCEPTABLE.
- 6. THIS PRODUCT MUST MEET MX RoHS COMPLIANCE.

7. CONNECTION DIAGRAM

SHIELD	SHIEDL	OUTER SHIELD
C5	C5	ANALOG GROUND
C4	C4	HORIZONTAL SYNC.
C3	C3	ANALOG BLUE
C2	C2	ANALOG GREEN
C1	C1	ANALOG RED
PIN 24	PIN 24	TMDS CLOCK-
PIN 23	PIN 23	TMDS CLOCK+
PIN 22	PIN 22	TMDS CLOCK SHIELD
PIN 19	PIN 19	TMDS DATA 0
PIN 18	PIN 18	TMDS DATA 0+
PIN 17	PIN 17	TMDS DATA 0-
PIN 16	PIN 16	HOT PLUG DETECT
PIN 15	PIN 15	GROUND(+5V & HV SYNC.)
PIN 14	PIN 14	POWER +5V
PIN 11	PIN 11	TMDS DATA 1
PIN 10	PIN 10	TMDS DATA 1+
PIN 9	PIN 9	TMDS DATA 1-
PIN 8	PIN 8	VERTICAL SYNC.
PIN 7	PIN 7	DDC DATA
PIN 6	PIN 6	DDC CLOCK
PIN 3	PIN 3	TMDS DATA 2
PIN 2	PIN 2	TMDS DATA 2+
PIN 1	PIN 1	TMDS DATA 2-
DVI_A/D	DVI_A/D	CABLE FUNCTION

8. MATERIAL LIST

ITEM	DESCRIPTION
C	DVI THUMB SCREW 887806129
B	DVI_I G/F CONNECTOR 743230031
A	DVI ANALOG DIGITAL CABLE (SEE TABLE)

ENTER DESCRIPTION EC NO: DG2006-0186 DRWN:PDAI CHKD: APPR:TKAN	2006/03/09 2006/03/09 2006/03/10	QUALITY SYMBOLS 	GENERAL TOLERANCES (UNLESS SPECIFIED)		DIMENSION STYLE MM/IN	SCALE ---	DESIGN UNITS METRIC	THIRD ANGLE PROJECTION																
				<table border="1"> <thead> <tr> <th></th> <th>mm</th> <th>INCH</th> </tr> </thead> <tbody> <tr> <td>4 PLACES</td> <td>±---</td> <td>±---</td> </tr> <tr> <td>3 PLACES</td> <td>±---</td> <td>±---</td> </tr> <tr> <td>2 PLACES</td> <td>±---</td> <td>±---</td> </tr> <tr> <td>1 PLACE</td> <td>±---</td> <td>±---</td> </tr> </tbody> </table>		mm	INCH	4 PLACES	±---	±---	3 PLACES	±---	±---	2 PLACES	±---	±---	1 PLACE	±---	±---	DRAWN BY PDAI	DATE 2006/03/07	TITLE DVI-I - DVI-I A/D CABLE		
			mm	INCH																				
	4 PLACES		±---	±---																				
3 PLACES	±---	±---																						
2 PLACES	±---	±---																						
1 PLACE	±---	±---																						
		DRAFT WHERE APPLICABLE MUST REMAIN WITHIN DIMENSIONS	CHECKED BY ZXDENG	DATE 2006/03/07	MOLEX INCORPORATED																			
			APPROVED BY BORON	DATE 2006/03/07	MATERIAL NO. SEE TABLE	DOCUMENT NO. SD-88741-011	SHEET NO. 2 OF 2																	