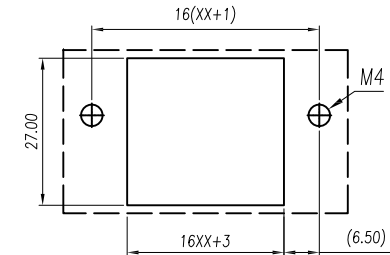
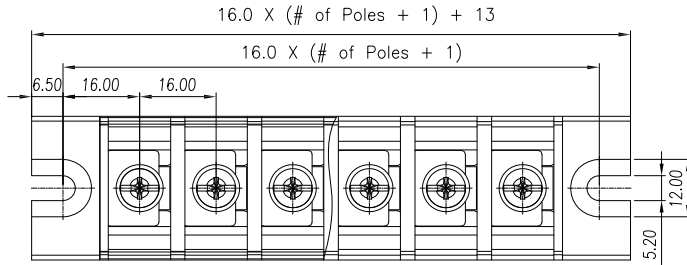
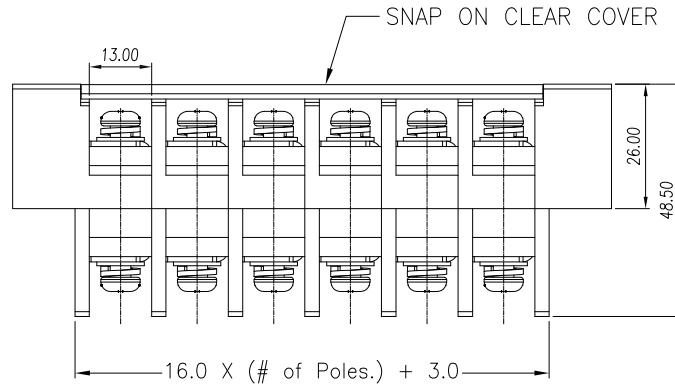
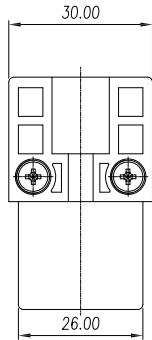


APPROVED: _____
 DATE: _____ TITLE: _____

Rev	AWO #	Description	Date	Appr
-		RELEASED	11/26/18	
A		UPDATE SPEC.	2/18/23	WX/LL1



RECOMMENDED PCB LAYOUT



Poles: 01 thru 15

SPECIFICATIONS:

Material:
 Insulator: PBT, rated UL 94V-0
 Insulator color: Black
 Cover: PC, rated UL 94V-2
 Contacts: Copper Alloy, Tin plated
 Screw: M5 Steel, Zinc plated **A**
 Electrical:
 Voltage rating: 600 V
 Current rating: 65 A
 Contact resistance: 20 mohms
 Insulation resistance: 1000 Mohms / DC500V
 Dielectric withstanding voltage: 2,200 VAC for 1 minute
 Mechanical:
 Wire Range: 14~6 AWG
 Torque: 2.5Nm/25.0lb.in
 Temperature Rating:
 -40°C to +130°C
 Environmental:
 Lead free, RoHS compliant.



linear dimension (Tolerances Standard)								—	∕	⊥
variable		over	over	over	over	over	over		over	over
range	to	6	10	30	60	100	160	to	10	100
	to	10	30	60	100	160	to	10	100	to
tolerance	±0.20	±0.30	±0.50	±0.70	±1.00	±1.30	±1.60	0.10	0.30	0.60

UNLESS OTHERWISE SPECIFIED ALL DIMENSIONS ARE INCHES [MM]. TOLERANCES: EXCEPT AS NOTED

INCHES		HOLES	
.X	± .10	∅X	± .10
.XX	± .020	∅XX	± .015
.XXX	± .015	∅XXX	± .010



909 Rahway Avenue,
 Union, NJ 07083
 Phone: 908-687-5000
 Fax: 908-687-5710

DRAWN	AY	11/26/18
CHECKED	AC	11/26/18
APPROVED		

TITLE: **TERMINAL BLOCK, .630 [16.00] PITCH
 W/ SNAP ON CLEAR COVER**

THIS DRAWING CONTAINS INFORMATION THAT IS PROPRIETARY AND SHOULD NOT BE USED WITHOUT PRIOR WRITTEN PERMISSION FROM ADAM TECH

SIZE	PART NO.	REV.
X	TBU-XX-W3-CC	A

REF: S00067C SCALE: NTS SHEET 1 OF 1