



**Panduit<sup>®</sup> Type G – Wide Slot Wiring Duct**

**Specifications**

- Material: Lead-free PVC
- UL Recognized continuous use temperature: 122°F (50°C)
- UL94 flammability rating of V-0
- Conforms with NFPA 79-2007 section 13.3.1 requirement for flame retardant material
- Provided with mounting holes
- Base and cover length is 6 feet

**Features and Benefits**

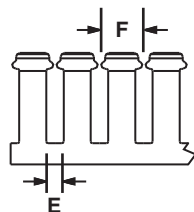
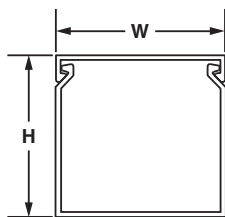
- Wide finger design provides greater rigidity and larger slot width
- Panduit exclusive rounded edges will not cut hands or abrade wiring insulation
- Non-slip cover will not slide easily when installed on duct base
- Flush cover design holds more wires than traditional duct designs
- Double scoreline saves installation time and lowers installed cost
- Specially formulated lead-free material eliminates health concerns associated with PVC that contains lead
- Restricted slot design retains wire in slot for fast, easy wire installation or removal



To order cover with protective film add "-F" to part number.

Base Part Number	Duct Size (W x H)		Cover Part Number	Std. Pkg. Qty. (Ft.)	Base Ctn. Qty. (Ft.)	Cover Ctn. Qty. (Ft.)
	In.	mm				
<b>G.75X2BL6</b>	0.93 x 2.03	23.6 x 51.7	<b>C.75BL6</b>	6	120	120
<b>G1X1BL6</b>	1.26 x 1.12	32.0 x 28.4	<b>C1BL6</b>	6	120	120
<b>G1X1.5BL6</b>	1.26 x 1.62	32.0 x 41.1	<b>C1BL6</b>	6	120	120
<b>G1X2BL6</b>	1.26 x 2.12	32.0 x 53.8	<b>C1BL6</b>	6	120	120
<b>G1X3BL6</b>	1.26 x 3.12	32.0 x 79.2	<b>C1BL6</b>	6	120	120
<b>G1X4BL6</b>	1.26 x 4.10	32.0 x 104.1	<b>C1BL6</b>	6	60	120
<b>G1.5X1.5BL6</b>	1.75 x 1.62	44.5 x 41.1	<b>C1.5BL6</b>	6	120	120
<b>G1.5X2BL6</b>	1.75 x 2.12	44.5 x 53.8	<b>C1.5BL6</b>	6	120	120
<b>G1.5X3BL6</b>	1.75 x 3.12	44.5 x 79.2	<b>C1.5BL6</b>	6	120	120
<b>G1.5X4BL6</b>	1.75 x 4.10	44.5 x 104.1	<b>C1.5BL6</b>	6	60	120
<b>G2X1BL6</b>	2.25 x 1.12	57.2 x 28.4	<b>C2BL6</b>	6	120	120
<b>G2X2BL6</b>	2.25 x 2.12	57.2 x 53.8	<b>C2BL6</b>	6	120	120
<b>G2X3BL6</b>	2.25 x 3.12	57.2 x 79.2	<b>C2BL6</b>	6	60	120
<b>G2X4BL6</b>	2.25 x 4.10	57.2 x 104.1	<b>C2BL6</b>	6	60	120
<b>G2.5X3BL6</b>	2.75 x 3.12	69.9 x 79.2	<b>C2.5BL6</b>	6	120	120
<b>G3X2BL6</b>	3.25 x 2.12	82.6 x 53.8	<b>C3BL6</b>	6	120	120
<b>G3X3BL6</b>	3.25 x 3.12	82.6 x 79.2	<b>C3BL6</b>	6	60	120
<b>G3X4BL6</b>	3.25 x 4.10	82.6 x 104.1	<b>C3BL6</b>	6	60	120
<b>G4X2BL6</b>	4.25 x 2.12	108.0 x 53.8	<b>C4BL6</b>	6	60	120
<b>G4X3BL6</b>	4.25 x 3.12	108.0 x 79.2	<b>C4BL6</b>	6	60	120
<b>G4X4BL6</b>	4.25 x 4.10	108.0 x 104.1	<b>C4BL6</b>	6	60	120
<b>G4X5BL6</b>	4.25 x 5.10	108.0 x 129.5	<b>C4BL6</b>	6	60	120

For other colors replace BL (Black) with LG (Light Gray) or WH (White).  
Order number of feet required, in multiples of 6' or Standard Carton Quantity.  
Height dimension includes duct with cover.  
Base and cover sold separately.



	<b>E</b>	<b>F</b>
For 0.5" Duct Height:	0.31" (9.4)	0.80" (20.3)
0.75" to 2" Duct Height:	0.31" (7.9)	0.80" (20.3)
3" to 4" Duct Height:	0.31" (7.9)	1.00" (25.4)
5" Duct Height:	0.38" (9.4)	1.33" (33.8)