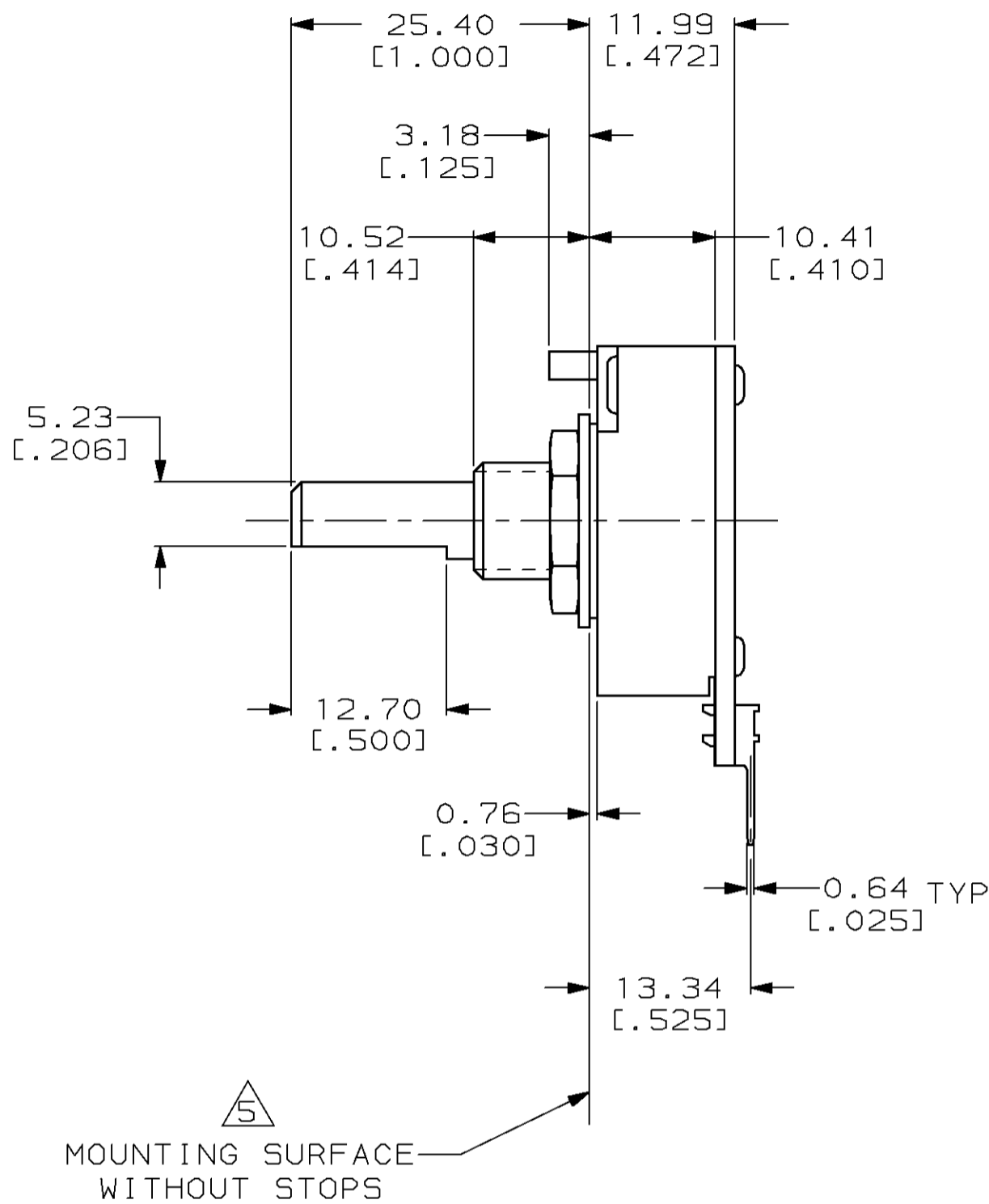
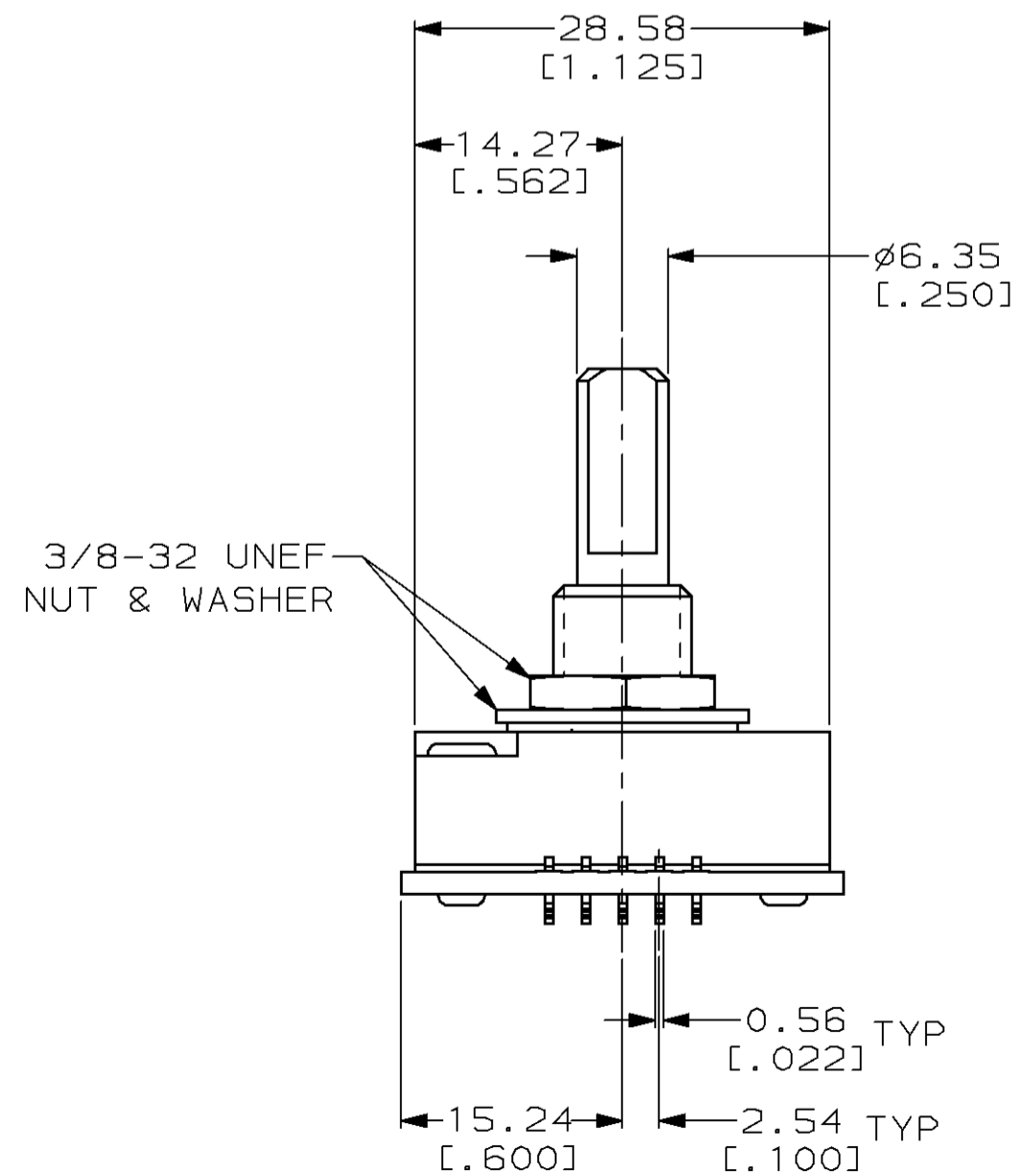
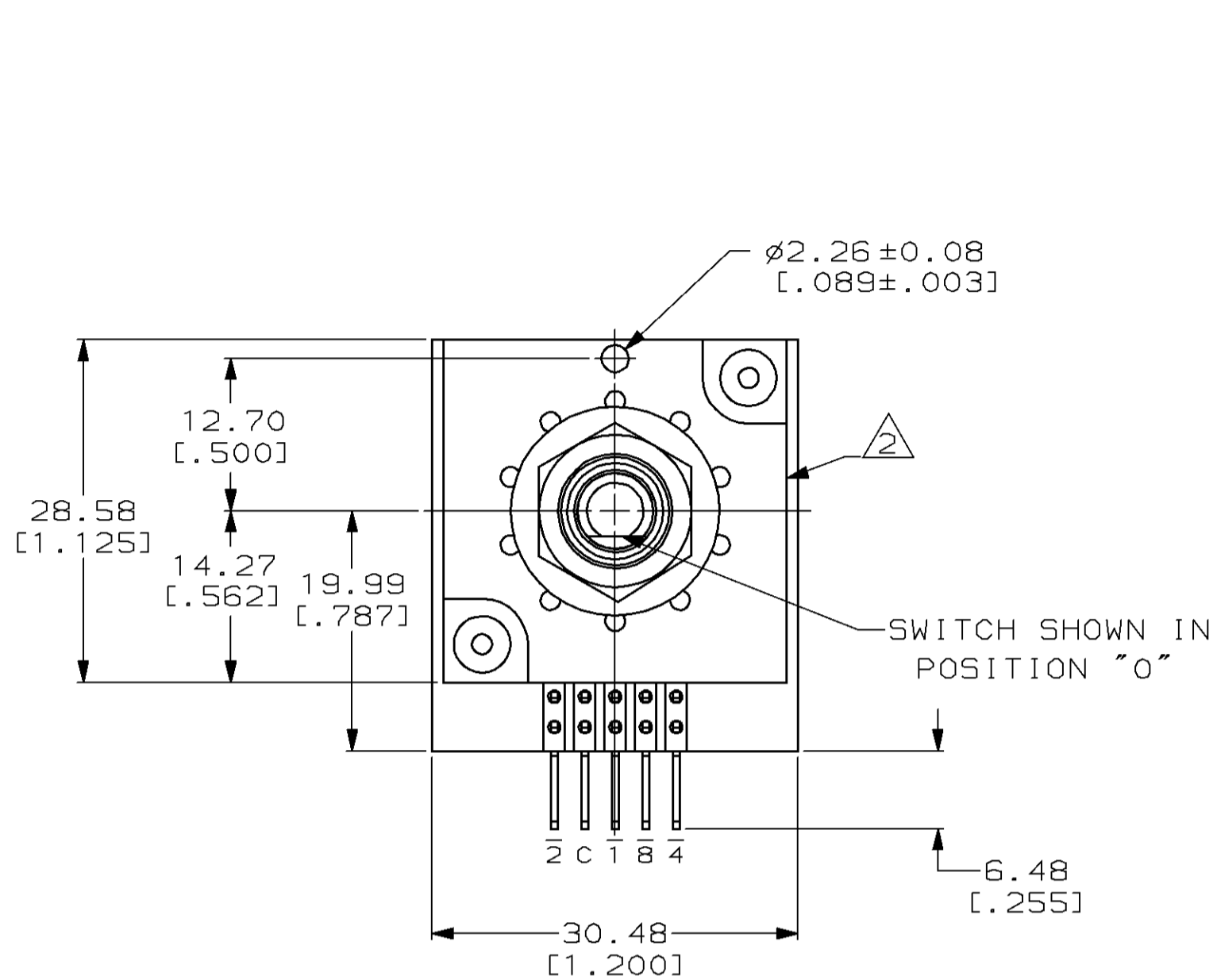


THIS DRAWING IS UNPUBLISHED. RELEASED FOR PUBLICATION
 © COPYRIGHT 19 BY AMP INCORPORATED. ALL RIGHTS RESERVED.

Loc		DIST		REVISIONS			
P	LTR	DESCRIPTION	DATE	DWN	APVD		
		G		REDWN ON CAD PER EC 0320-285-97	11-28-95	AH	MH



COMMON TO	POSITION									
	0	1	2	3	4	5	6	7	8	9
1	•		•		•		•		•	
2	•	•			•	•			•	•
4	•	•	•	•					•	•
8	•	•	•	•	•	•	•	•		

BCD COMPLEMENT

- SWITCH HOUSING IS MADE OF BLACK POLYESTER.
- AMP, AMP PART NO., AND DATE CODE TO BE STAMPED WHITE ON THIS SURFACE.
- FOR ADDITIONAL SWITCH SPECIFICATIONS SEE AMP PRODUCT SPEC 108-7518.
- SWITCH POSITIONS INCREASE WHEN ROTATED IN A CLOCKWISE DIRECTION.
- TWO 0.51 [.020] THICK STOPS 435889-1 (NOT SHOWN) ARE INSTALLED BETWEEN WASHER AND HOUSING IN A NON-FUNCTIONAL POSITION. WHEN LIMITED ROTATION OF SWITCH IS DESIRED THE TOP SURFACE OF THE TOP STOP BECOMES THE MOUNTING SURFACE, THIS ALTERS DIMENSIONS FROM MOUNTING SURFACE.

436022-1
PART NO

<small>THIS DRAWING IS A CONTROLLED DOCUMENT FOR AMP INCORPORATED. IT IS SUBJECT TO CHANGE AND THE CONTROLLING ENGINEERING ORGANIZATION SHOULD BE CONTACTED FOR THE LATEST REVISION.</small>		DWN A. HOLT 11-28-95	AMP Incorporated Harrisburg, PA 17105-3608
DIMENSIONS: mm [INCHES]		CHK R. TALLEY 11-28-95	
TOLERANCES UNLESS OTHERWISE SPECIFIED: 0 PLC ± 1 PLC ± 2 PLC ±0.25 [.010] 3 PLC ± 4 PLC ± ANGLES ± FINISH -		APVD M. HUDDLESTON 11-28-95	NAME M. HUDDLESTON PRODUCT SPEC APPLICATION SPEC WEIGHT -
MATERIAL -		SCALE 2:1	SIZE A2 CAGE CODE 00779 DRAWING NO. C-436022-1 SHEET 1 OF 1 REV G
CUSTOMER DRAWING		SWITCH ASSEMBLY, 10 POSITION, 36° THROW, 3100 SERIES	

436022-1