

8

7

6

5

4

3

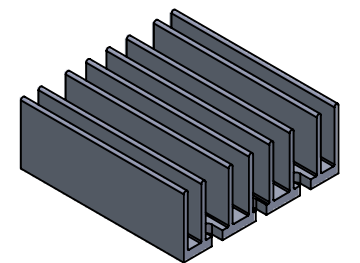
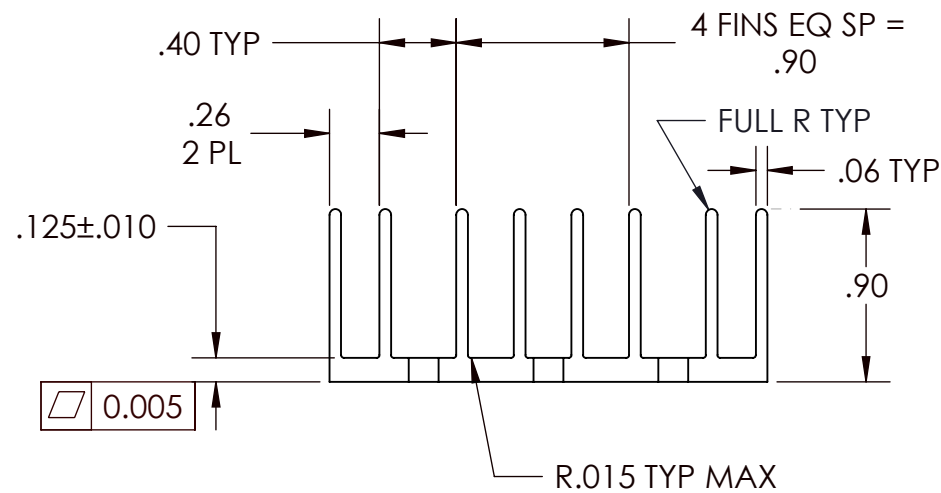
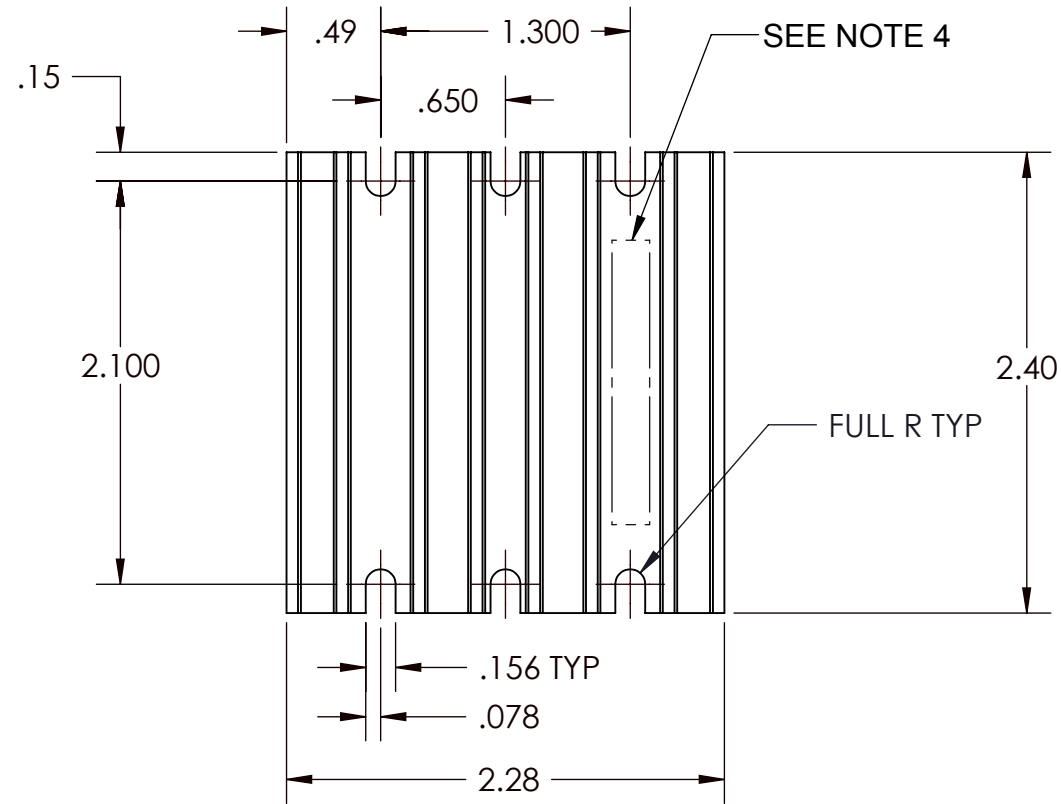
2

1

VICOR CONFIDENTIAL


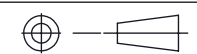
THIS DOCUMENT AND THE DATA DISCLOSED HEREIN OR HEREWITH IS NOT TO BE REPRODUCED, USED OR DISCLOSED IN WHOLE OR IN PART TO ANYONE WITHOUT THE PERMISSION OF VICOR CORP.

REV.	DESCRIPTION	DATE	APPROVED
1	RELEASED PER E050349 PEI	11/15/05	ECF
2	REVISED PER E100872 KUK	06/30/10	DCS
3	REVISED PER E120467 GCK	5/22/12	TO



NOTES:

1. MATERIAL: ALUMINUM 3063-T5.
2. CLEAR FINISH, RoHS COMPLIANT PER CST-0001, LATEST REVISION PER
 - A.) CHROMIUM FREE, OR
 - B.) TRIVALENT CHROMIUM IN ACCORDANCE WITH MIL-DTL-5541, TYPE II CLASS 1A OR 3. SEE CST-0003 FOR TYPES OF AVAILABLE FINISHES.
3. REMOVE ALL LOOSE BURRS.
4. MECHANICALLY STAMP OR WHITE EPOXY INK IS ACCEPTABLE TO PLACE PART NUMBER IN AREA SHOWN.
5. DIMENSIONS ARE INCHES ONLY.

DRAWN BY	DATE			SWD	
P. E. IENI	10/25/2005				
UNLESS OTHERWISE SPECIFIED DIMENSIONS ARE : INCH / [MM]		HS XF 22.8MM MINI MOD			
TOLERANCES ARE: DECIMALS ANGLES X.XX [X.X] = ±0.01 [0.25] ±1° X.XXX [X.XX] = ±0.005 [0.127]					
THIRD ANGLE PROJECTION		SIZE	CAGE CODE	DWG NO	REV
		B	67131	30771	3
DO NOT SCALE DRAWING		SCALE 1:1		SHEET 1 OF 1	

8

7

6

5

4

3

2

1