

# High Capacitance MLCCs

[www.yageo.com](http://www.yageo.com)



# About Yageo



Founded in 1977, the Yageo Corporation has become a world-class provider of passive component services with capabilities on a global scale, including production and sales facilities in Asia, Europe and the Americas. The corporation provides one-stop-shopping, offering its complete product portfolio of resistors, capacitors and wireless components in both commodity and specialty versions to meet the diverse requirements of customers.

Yageo currently ranks as the world No.1 in chip-resistors, No. 3 in MLCCs and No. 4 in ferrite products, with a strong global presence: 21 sales offices in 15 countries, 9 production sites, 8 JIT logistic hubs, and 2 R&D centers worldwide.

We support our customers with extensive literature including datasheets, brochures and application notes, which are also available electronically on our website at: [www.yageo.com](http://www.yageo.com)



## Functionality

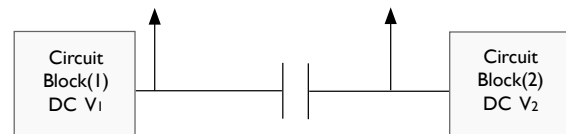
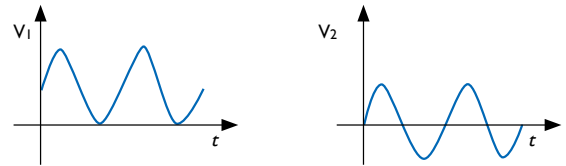
Electrical signals contain various noise components such as EMI or equipment-generated noise. This noise can cause many problems such as crosstalk, false-triggering, or incorrect logic levels. High capacitance MLCCs can be used to reduce these noise signals and provide a more stable operating system.

### High-cap MLCCs have the following functions:

1. **Bypassing:** Used in filtering circuits, MLCCs having low capacitance change vs. frequency work to reduce unwanted signals (high-frequency noise) of the supply voltage to ICs, transistors, or other devices.
2. **Decoupling:** In addition to noise reduction, the MLCC works to keep voltage levels independent of each other with the proper capacitor (low-pass) filtering the supply line. The capacitance should be large enough to absorb any load shift of a device.
3. **Smoothing:** When AC signals are changed to DC signals, if the voltage waveform contains too much ripple, a capacitor is used to smooth (absorb) this voltage before it is sent to other circuits. The capacitance should be large enough to absorb the ripple current.

## Signal Coupling

Because capacitors pass AC but block DC signals (when charged up to the applied DC voltage), they are often used to separate the AC and DC components of a signal. It is widely used for separating and joining two circuit blocks.

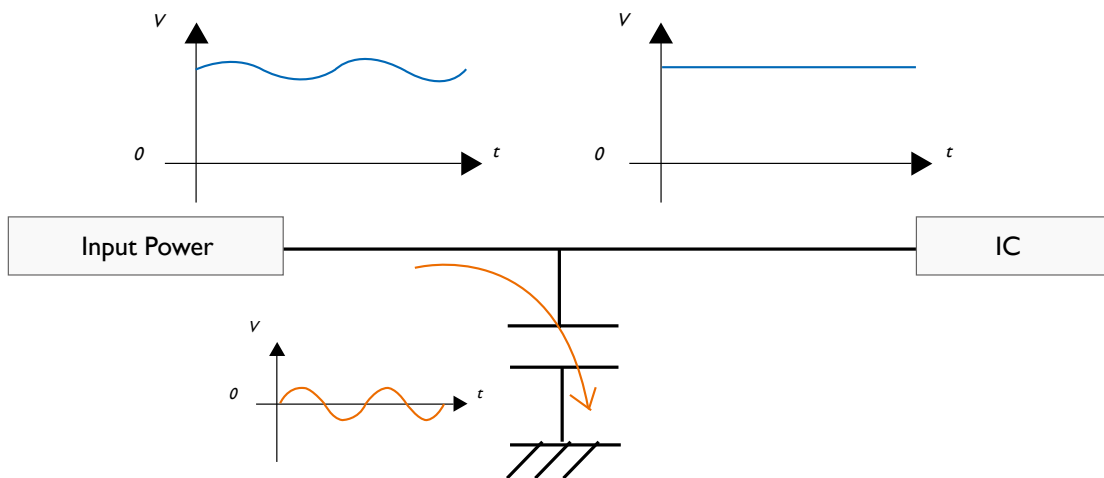


Coupling capacitor separates DC voltages of circuit blocks but couples AC signal.

## Decoupling (Bypass)

A decoupling capacitor is a capacitor used to decouple one part of a circuit from another. Noise caused by other circuit elements is shunted through the capacitor, reducing the effect they have on the rest of the circuit. It is most commonly used between the power supply and ground.

An alternative name is bypass capacitor as it is used to bypass the power supply or other high impedance component of a circuit.



# Product Selection Tables

## X7R Product Range

Size(inch)Cap	0402	0603	0805	1206	1210	1812	2220
1uF	6.3V	50V	50V	100V	100V	100V	50V
2.2uF	---	16V	25V	50V	100V	---	---
4.7uF	---	6.3V	25V	50V	50V	---	---
10uF	---	---	16V	25V	50V	---	---
22uF	---	---	---	16V	25V	---	---
47uF	---	---	---	---	16V	---	---
100uF	---	---	---	---	---	---	---

## X5R Product Range

Size(inch)Cap	0201	0402	0603	0805	1206	1210
1uF	10V	25V	50V	50V	50V	50V
2.2uF	6.3V	25V	50V	50V	50V	50V
4.7uF	---	16V	25V	50V	50V	50V
10uF	---	10V	25V	50V	50V	50V
22uF	---	6.3V	16V	10V	25V	25V
47uF	---	---	4V	10V	16V	16V
100uF	---	---	---	6.3V	6.3V	16V
220uF	---	---	---	---	---	6.3V

## Y5V Product Range

Size(inch)Cap	0402	0603	0805	1206	1210
1uF	10V	25V	50V	50V	---
2.2uF	---	16V	25V	50V	---
4.7uF	---	10V	16V	16V	---
10uF	---	---	16V	25V	50V
22uF	---	---	10V	16V	16V
47uF	---	---	---	---	---
100uF	---	---	---	---	---

## Cross Reference

Size	Yageo	Murata	SEMCO	TDK	TaiyoYuden
0201	CC0201	GRM03	SL03	C0603	MK063
0402	CC0402	GRM15	SL05	C1005	MK105
0603	CC0603	GRM18	SL10	C1608	MK107
0805	CC0805	GRM21	SL21	C2012	MK212
1206	CC1206	GRM31	SL31	C3216	MK316
1210	CC1210	GRM32	SL32	C3225	MK325
1812	CC1812	GRM43	SL43	C4532	---

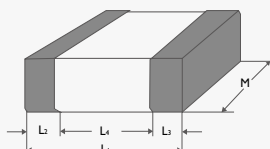
# Product Portfolio

## Electrical Characteristics

Type	TC	Operating Temp range	Capacitance range	Voltage range	Tolerance
CC0201	X5R	-55°C to 85°C	1uF ~ 2.2uF	6.3V ~ 10V	±20%
CC0402	X5R	-55°C to 85°C	1uF ~ 22uF	6.3V ~ 25V	±10%, ±20%
	X7R	-55°C to 125°C	1uF	6.3V	±10%
	Y5V	-30°C to 85°C	1uF	6.3V ~ 10V	+80% ~ -20%
CC0603	X5R	-55°C to 85°C	1uF ~ 47uF	6.3V ~ 50V	±10%, ±20%
	X7R	-55°C to 125°C	1uF ~ 4.7uF	6.3V ~ 50V	±10%
	Y5V	-30°C to 85°C	1uF ~ 4.7uF	10V ~ 16V	+80% ~ -20%
CC0805	X5R	-55°C to 85°C	1uF ~ 100uF	6.3V ~ 50V	±10%, ±20%
	Y5V	-30°C to 85°C	1uF ~ 22uF	6.3V ~ 50V	+80% ~ -20%
	X7R	-55°C to 125°C	1uF ~ 10uF	6.3V ~ 50V	±10%
CC1206	X5R	-55°C to 85°C	1uF ~ 100uF	6.3V ~ 50V	±10%, ±20%
	X7R	-55°C to 125°C	1uF ~ 22uF	6.3V ~ 100V	±10%
	Y5V	-30°C to 85°C	1uF ~ 22uF	10V ~ 50V	+80% ~ -20%
CC1210	X5R	-55°C to 85°C	1uF ~ 220uF	6.3V ~ 50V	±10%, ±20%
	X7R	-55°C to 125°C	1uF ~ 47uF	6.3V ~ 100V	±10%
	Y5V	-30°C to 85°C	10uF ~ 22uF	6.3V ~ 25V	+80% ~ -20%
CC1812	X7R	-55°C to 125°C	1uF	50V	±10%
CC2220	X7R	-55°C to 125°C	1uF	50V	±10%

High Capacitance MLCCs

## Dimensions

	Inch-based	Metric	L1 (mm)	W (mm)	L2 / L3 (mm)		L4 (mm)
					min.	max.	min.
	0201	0603M	0.6 ±0.03	0.3 ±0.03	0.1	0.2	0.2
	0402	1005M	1.0 ±0.05	0.5 ±0.05	0.15	0.3	0.4
	0603	1608M	1.6 ±0.10	0.8 ±0.10	0.2	0.6	0.4
	0805	2012M	2.0 ±0.10	1.25 ±0.10	0.25	0.75	0.55
	1206	3216M	3.2 ±0.15	1.6 ±0.15	0.25	0.75	1.4
	1210	3225M	3.2 ±0.20	2.5 ±0.20	0.25	0.75	1.4
	1812	4532M	4.5 ±0.20	3.2 ±0.20	0.25	0.75	2.2
	2220	5750M	5.7 ±0.40	5.0 ±0.30	0.25	0.75	3.4

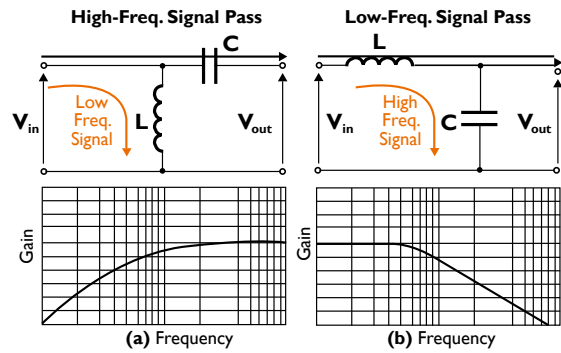
Note : Actual product specifications, please refer to datasheet



## Noise Filter and Snubbers

When an inductive circuit is opened, the current through the inductance collapses quickly, creating a large voltage across the open circuit of the switch or relay. A snubber capacitor across the newly opened circuit creates a path for this impulse to bypass the contact points, thereby preserving their life; these are commonly found in contact breaker ignition systems.

Similarly, in smaller scale circuits, the spark may not be enough to damage the switch but will still radiate undesirable radio frequency interference (RFI), which a filter capacitor absorbs. Snubber capacitors are usually employed with a low-value resistor in series, to dissipate energy and minimize RFI. Such resistor-capacitor combinations are available in a single package.



Filtering functions of capacitor coupled with inductor  
(a) High Pass Filter (b) Low Pass Filter

## Applications

Consumer, industrial and communications applications, which often have very different mounting and soldering processes, and different substrates, are exposed to a wide range of application conditions. It is therefore necessary to relate their characteristics to typical applications and to consider the application limitations. Surface-mount technology is at a dynamic stage of development in its search for new components, quest for further miniaturization, improved processing, and so on.



- Automation
- Safety devices

### Industrial



- SMPS
- Smart grid meters
- DC/DC converters

### Power Management



- Lighting
- Entertainment
- Home appliances

### Consumer Electronics



- Computing systems
- Peripherals

### Computers & Peripherals



- Infrastructure
- Mobile solutions
- Networking

### Telecom



- Electrical grids
- Solar & wind energy

### Alternative Energy

# Introduction

## High Performance and High Reliability

The four cornerstones of technology required to manufacture high performance and high reliability high-cap MLCCs are: material technology, thin-film processing technology, production technology and base metal technology.

Being vertically-integrated from material processing to production technology, Yageo is able to manufacture high-performance and high-reliability, high-cap MLCCs, controlling the production process from beginning to end.

Thanks to unique material technology, Yageo offers many types of Multi-Layer Ceramic Capacitors (MLCCs), including commodity, high-capacitance, high voltage, soft termination, and high frequency.

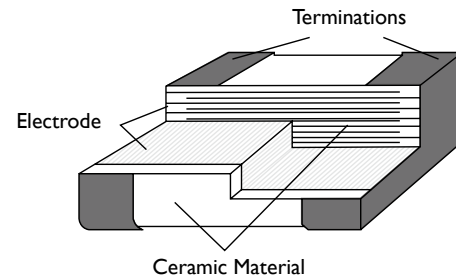
The dielectric material of Yageo's CC series ranges through NP0, X5R, X7R and Y5V, with standard EIA chip sizes available, a wide-range of capacitances for various circuit needs, rugged terminations (lead-free), and the capability to be used in both reflow and wave soldering systems.

Yageo MLCCs provide outstanding performance, reliability and cost advantages for circuit designers. The capacitors are for both paper- and plastic- embossed, tape-and-reel packaging for automatic SMD placement. High capacitance MLCCs are high-end products in terms of capacitance to accommodate trends in the electronic industry towards convergence, multi-functionality, and miniaturization.

In this subcategory, we cover 1  $\mu$ F - 220  $\mu$ F, depending on the case size. The available capacitance range is expanding year by year, and is particularly focused on the smaller MLCCs, with continuous R&D of the core technologies for thinner layers.

## Main Features of Yageo's High Capacitance MLCCs

- Materials: X5R, X7R and Y5V
- Wide selection of sizes: from 0201 to 2220
- Capacitance range from 1  $\mu$ F to 220  $\mu$ F
- Working voltage rated from 6.3V - 100V
- Highly-reliable tolerance and high-speed automatic chip placement on PCBs
- Highly-resistant termination metal
- Tape & reel for surface mount assembly



Surface mount multilayer ceramic capacitor construction

## YAGEO - A GLOBAL COMPANY

### HQ

**Taipei, Taiwan**  
Tel. +886 2 6629 9999  
Fax. +886 2 6628 8886

### China and ASIA

**Suzhou, China**  
Tel. +86 512 6825 5568  
Fax. +86 512 6825 5386

**Shanghai, China**  
Tel. +86 21 64858697

**Dongguan, China**  
Tel. +86 769 8772 0275  
Fax. +86 769 8791 0053

**Tokyo, Japan**  
Tel. +81 3 6809 3972  
Fax. +81 3 6809 3982

**Seongnam, Korea**  
Tel. +82 31 712 4797  
Fax. +82 31 712 5866

**Singapore**  
Tel. +65 6244 7800  
Fax. +65 6244 4943

**Kuala Lumpur, Malaysia**  
Tel. +60 3 8063 8864  
Fax. +60 3 8063 7376

**Penang, Malaysia**  
Tel. +60 4 3973049  
Fax. +60 4 3973050

### EUROPE

**Munich, Germany**  
Tel. +49 8990 7784 380  
Fax. +49 8990 7784 379

**Milan, Italy**  
Tel. +39 02 6129 1017  
Fax. +39 02 6601 7490

**Roermond, Benelux**  
Tel. +31 475 385 555  
Fax. +31 475 385 589

**Szombathely, Hungary**  
Tel. +36 94 517 702  
Fax. +36 94 517 701

**Moscow, Russian Federation**  
Tel. +7 965 408 18 11  
Fax. +7 498 610 07 07

### NORTH AMERICA

**San Jose, U.S.A.**  
Tel. +1 408 240 6200  
Fax. +1 408 240 6201

**Mexico**  
Tel. +52 33 31330631  
Fax. +1 408 240 6201

For a complete listing of all Yageo sales offices, distributors, and representatives, please visit "contact us" at [www.yageo.com](http://www.yageo.com)

#### © YAGEO Corporation

All rights are reserved. Reproduction in whole or in part is prohibited without the prior written consent of the copyright owner.

The information presented in this document does not form part of any quotation or contract, is believed to be accurate and reliable and may be changed without notice.

No liability will be accepted by the publisher for any consequence of its use. Publication thereof does not convey nor imply any license under patent or other industrial or intellectual property rights.