

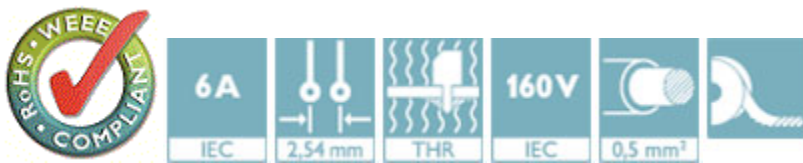
Printed-circuit board connector - MC 0,5/ 7-G-2,54 P20 THR R44 - 1821290

Please be informed that the data shown in this PDF Document is generated from our Online Catalog. Please find the complete data in the user's documentation. Our General Terms of Use for Downloads are valid (<http://phoenixcontact.com/download>)

Header, Nominal current: 6 A, Rated voltage (III/2): 160 V, Number of positions: 7, Pitch: 2.54 mm, Color: black, Contact surface: Gold, Mounting: THR soldering, Sample values available under SAMPLE MC...



The illustration shows the 10-position version



Key Commercial Data

Packing unit	1 STK
Minimum order quantity	465 STK
Custom tariff number	85366990
Country of origin	Germany

Technical data

Environmental Product Compliance

China RoHS	No hazardous substances above threshold values
------------	--

Dimensions

Length	7.1 mm
Pitch	2.54 mm
Dimension a	15.24 mm
Width	22.36 mm
Constructional height	4.85 mm
Height	6.85 mm
Length of the solder pin	2 mm
Pin dimensions	0,64 x 0,64
Pin spacing	2.54 mm
Hole diameter	1.2 mm

Printed-circuit board connector - MC 0,5/ 7-G-2,54 P20 THR R44 - 1821290

Technical data

General

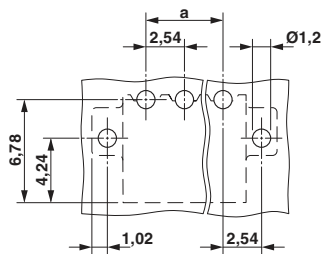
Range of articles	MC 0,5/...-G-THR
Insulating material group	IIIa
Rated surge voltage (III/3)	2.5 kV
Rated surge voltage (III/2)	2.5 kV
Rated surge voltage (II/2)	2.5 kV
Rated voltage (III/3)	32 V
Rated voltage (III/2)	160 V
Rated voltage (II/2)	160 V
Connection in acc. with standard	EN-VDE
Nominal current I_N	6 A
Insulating material	LCP
Flammability rating according to UL 94	V0
Color	black
Number of positions	7

Standards and Regulations

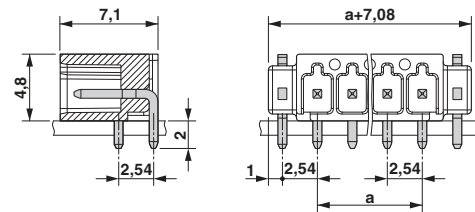
Connection in acc. with standard	EN-VDE
Flammability rating according to UL 94	V0

Drawings

Drilling diagram

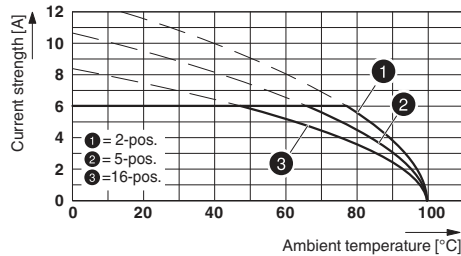


Dimensional drawing



Printed-circuit board connector - MC 0,5/ 7-G-2,54 P20 THR R44 - 1821290

Diagram



Type: FMC 0,5/...-ST-2,54 with MC 0,5/...-G-2,54 P20 THR R..

Classifications

eCl@ss

eCl@ss 4.0	272607xx
eCl@ss 4.1	27260701
eCl@ss 5.0	27260701
eCl@ss 5.1	27260701
eCl@ss 6.0	27260704
eCl@ss 7.0	27440402
eCl@ss 8.0	27440402
eCl@ss 9.0	27440402

ETIM

ETIM 3.0	EC001121
ETIM 4.0	EC002637
ETIM 5.0	EC002637

UNSPSC

UNSPSC 6.01	30211810
UNSPSC 7.0901	39121409
UNSPSC 11	39121409
UNSPSC 12.01	39121409
UNSPSC 13.2	39121409

Approvals

Approvals

Approvals

cULus Recognized / VDE Gutachten mit Fertigungsüberwachung / IEC60320 CB Scheme / EAC


Printed-circuit board connector - MC 0,5/ 7-G-2,54 P20 THR R44 - 1821290


Approvals

Ex Approvals

Approval details

cULus Recognized http://database.ul.com/cgi-bin/XYV/template/LISEXT/1FRAME/index.htm E60425-19920306		
	B	C
Nominal current IN	6 A	6 A
Nominal voltage UN	150 V	50 V

VDE Gutachten mit Fertigungsüberwachung  http://www.vde.de 40042258	
Nominal current IN	6 A
Nominal voltage UN	160 V

IECEE CB Scheme  http://www.iecee.org/ DE1-55663-B1	
Nominal current IN	6 A
Nominal voltage UN	160 V

EAC B.01742

Accessories

Accessories

Labeled terminal marker

Marker card - SK 2,54/2,8:FORTL.ZAHLEN - 0804853



Marker card, Card, white, labeled, Horizontal: Consecutive numbers 1 - 10, 11 - 20, etc. up to 91 - 99, Mounting type: Adhesive, for terminal block width: 2.54 mm, Lettering field: 2.54 x 2.8 mm

Printed-circuit board connector - MC 0,5/ 7-G-2,54 P20 THR R44 - 1821290

Accessories

Sample set - SAMPLE MC 0,5/ 7-G-2,54 P20THR - 1835998

Header, Nominal current: 6 A, Rated voltage (III/2): 160 V, Number of positions: 7, Pitch: 2.54 mm, Color: black, Contact surface: Gold, Mounting: THR soldering



Additional products

Printed-circuit board connector - FMC 0,5/ 7-ST-2,54 - 1821148

Plug component, Nominal current: 6 A, Rated voltage (III/2): 160 V, Number of positions: 7, Pitch: 2.54 mm, Connection method: Push-in spring connection, Color: black, Contact surface: Gold

