

**THIS PRODUCT MANUFACTURED WITH LEAD-FREE PROCESSING**

DO NOT SCALE FROM THIS PRINT

**DESIGNED & DIMENSIONED IN MILLIMETERS [INCHES]**

ECUE-XX-XXX-XX-XX-XX-2-XX

No OF PAIRS \_\_\_\_\_  
-08 (T3 CABLE ONLY)

ASSEMBLY LENGTH \_\_\_\_\_  
007 - 999 cm (SEE NOTE 8 & 10)

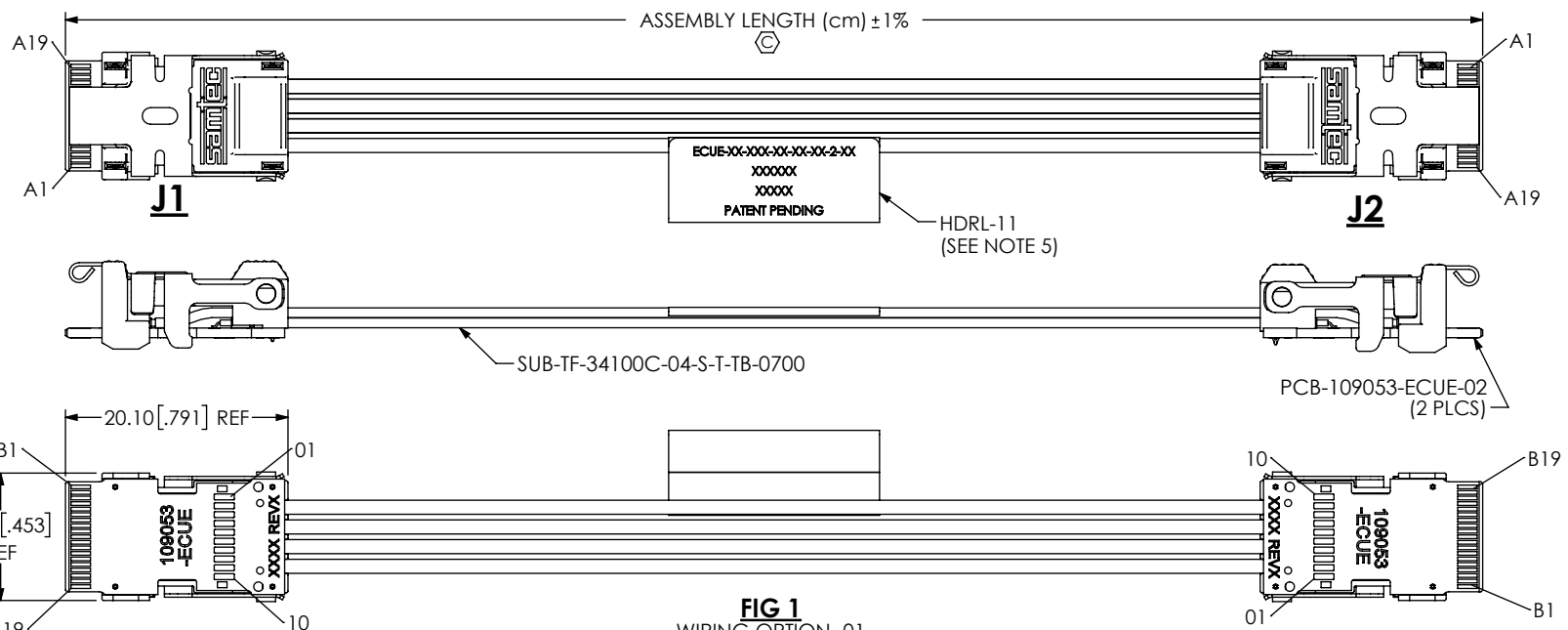
SHIELDED CABLE TYPE \_\_\_\_\_  
-T3: TF-34100C-04-S-T-TB-0700 (34AWG TWINAX, 8 PAIRS ONLY)

OPTION  
BLANK: STANDARD FIREFLY  
-D1: DECOUPLING CAPACITORS (SEE NOTE 7)  
ONLY AVAILABLE WITH -02 & -B4 WIRE OPTION

-2  
-2: 28Gb WAFER BODY

WIRING OPTION (SEE TABLE 1)  
-01 "A1 TO A19"  
-02 "A1 TO B1"  
-B4 (8 PAIR ONLY) "A1 TO B19" (SEE NOTE 10)

END 2 OPTION  
-FF: ECUE



**TABLE 1**

WIRING OPTION	END 1	END 2
	-FF	-FF
	ECUE PIN #	ECUE PIN #
01	A1	A19
02	A1	B1
B4	A1	B19

**FIG 1**  
WIRING OPTION -01  
ECUE-08-XXX-T3-FF-01-2 SHOWN

**TABLE 6**  
ECUE-08-XXX-T3-FF-01-2 SIGNAL MAPPING  
(8 PAIRS, -01 WIRING OPTION)

J1	A1	A2	A3	A4	A5	A6	A7	A8	A9	A10	A11	A12	A13	A14	A15	A16	A17	A18	A19	B1	B2	B3	B4	B5	B6	B7	B8	B9	B10	B11	B12	B13	B14	B15	B16	B17	B18	B19		
NAME	G	S	S	G	S	S	G	G	G	G	G	G	G	S	S	G	S	S	G	G	S	S	G	S	S	G	G	G	G	G	G	S	S	G	S	S	G	S	S	G
J2	A19	A18	A17	A16	A15	A14	A13	A12	A11	A10	A9	A8	A7	A6	A5	A4	A3	A2	A1	B19	B18	B17	B16	B15	B14	B13	B12	B11	B10	B9	B8	B7	B6	B5	B4	B3	B2	B1		

- NOTES:
1.  $\odot$  REPRESENTS A CRITICAL DIMENSION.
  2. PARTS TO BE PROCESSED PER SAMTEC WORKMANSHIP GUIDELINES.
  3. ALL ASSEMBLIES TO BE 100% ELECTRICALLY TESTED.
  4. ALL ASSEMBLIES TO BE 100% HI-POT TESTED AT 300V.
  5. LABEL TO BE CENTERED ON CABLE AS SHOWN. LABEL TO CONTAIN:  
LINE 1 - PART NUMBER "ECUE-XX-XXX-XX-XX-XX-2-XX"  
LINE 2 - SHOP ORDER NUMBER "XXXXXX"  
LINE 3 - DATE CODE "XXXXX"  
LINE 4 - PATENT PENDING
  6. FOR SUB-ASSEMBLY AND FINISHED GOOD PACKAGING REQUIREMENTS, REFERENCE SAMTEC PACKAGING MANUAL.
  7. -D1 OPTION USES 0.1 $\mu$ F DECOUPLING CAPACITORS.
  8. CABLE LENGTHS LONGER THAN 150 cm NOT SUPPORTED BY SI TEST DATA.
  9. PIN 3 ON UCC8 CONNECTION TIED TO GROUND, REMAINDER ARE NO CONNECT.
  10. MINIMUM LENGTH 10 CM FOR -B4 WIRING OPTION.
  11. REFER TO PREP-SPEC.PDF FOR CABLE PREP DIMENSIONS.  
ASSEMBLY USES HIGH SPEED PCB PREP.

TOLERANCES DO NOT APPLY TO REFERENCE DIMENSIONS, UNLESS OTHERWISE SPECIFIED. DIMENSIONS ARE IN MILLIMETERS.

TOLERANCES ARE:  
DECIMALS ANGLES  
X:  $\pm 0.1$  2°  
.XX:  $\pm 0.13$  [0.05]  
.XXX:  $\pm 0.05$  [0.020]

**PROPRIETARY NOTE**

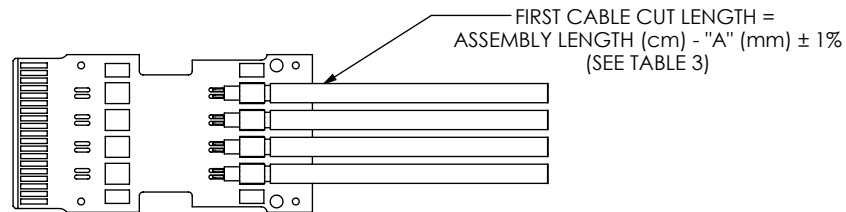
THIS DOCUMENT CONTAINS CONFIDENTIAL AND PROPRIETARY INFORMATION AND ALL DESIGN, MANUFACTURING, REPRODUCTION, USE, PATENT RIGHTS AND SALES RIGHTS ARE EXPRESSLY RESERVED BY SAMTEC, INC. THIS DOCUMENT SHALL NOT BE DISCLOSED, IN WHOLE OR PART, TO ANY UNAUTHORIZED PERSON OR ENTITY NOR REPRODUCED, TRANSFERRED OR INCORPORATED IN ANY OTHER PROJECT IN ANY MANNER WITHOUT THE EXPRESS WRITTEN CONSENT OF SAMTEC, INC.



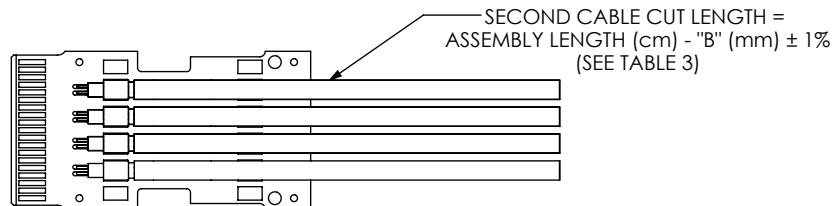
520 PARK EAST BLVD, NEW ALBANY, IN 47150  
PHONE: 812-944-6733 FAX: 812-948-5047  
e-Mail info@SAMTEC.com code 53322

MATERIAL: DO NOT SCALE DRAWING  
HOUSING: LCP  
LATCH: STAINLESS STEEL  
WELD TAB: BRASS  
CABLE: JACKET: PVC  
DIELECTRIC: FEP  
CONDUCTORS: SILVER PLATED COPPER  
SHIELD: SERVED SILVER PLATED COPPER  
PCB: FR4, COPPER

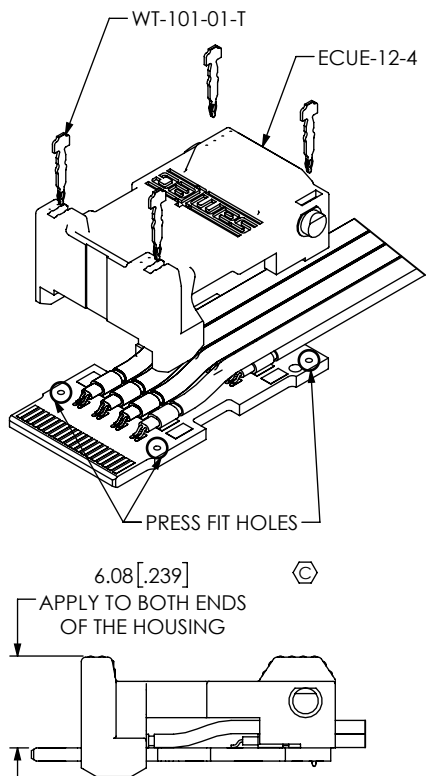
DESCRIPTION: FIREFLY CABLE ASSEMBLY  
DWG. NO. ECUE-XX-XXX-XX-XX-XX-2-XX  
BY: JERRY SU 05/19/2017 SHEET 1 OF 4



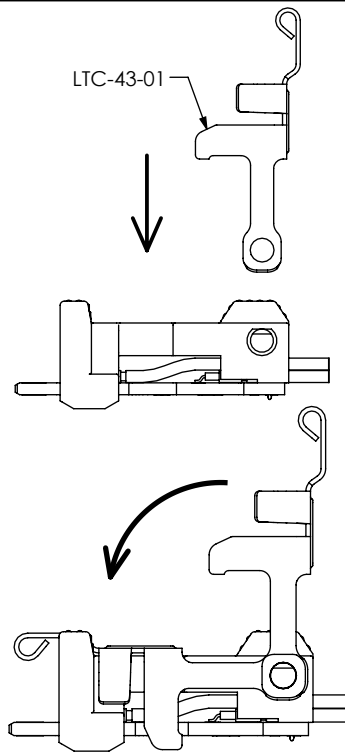
**IN PROCESS 1**  
SOLDER FIRST CABLE TO PCB



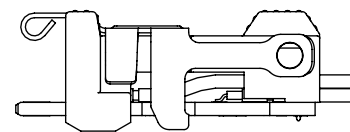
**IN PROCESS 2**  
SOLDER SECOND CABLE TO PCB



**IN PROCESS 3**  
INSERT WELD TABS & ATTACH TO BOARD



**IN PROCESS 4**  
ATTACH LATCH AND  
ROTATE INTO DOWN POSITION



**IN PROCESS 5**  
SOLDER WELD TABS

**TABLE 3**

END 2 OPTION	CABLE TYPE	WIRING OPTION					
		-01		-02		-B4	
		"A" mm[in.]	"B" mm[in.]	"A" mm[in.]	"B" mm[in.]	"A" mm[in.]	"B" mm[in.]
-FF: (ECUE)	-T3	26.29 [1.035]	8.51 [0.335]	17.41 [0.685]	17.41 [0.685]	17.43 [0.686]	17.43 [0.686]

F:\DWG\MISC\MKTG\ECUE-XX-XX-XX-XX-2-XX-MKT.SLDDRW

**PROPRIETARY NOTE**  
THIS DOCUMENT CONTAINS CONFIDENTIAL AND PROPRIETARY INFORMATION AND ALL DESIGN, MANUFACTURING, REPRODUCTION, USE, PATENT RIGHTS AND SALES RIGHTS ARE EXPRESSLY RESERVED BY SAMTEC, INC. THIS DOCUMENT SHALL NOT BE DISCLOSED, IN WHOLE OR PART, TO ANY UNAUTHORIZED PERSON OR ENTITY NOR REPRODUCED, TRANSFERRED OR INCORPORATED IN ANY OTHER PROJECT IN ANY MANNER WITHOUT THE EXPRESS WRITTEN CONSENT OF SAMTEC, INC.



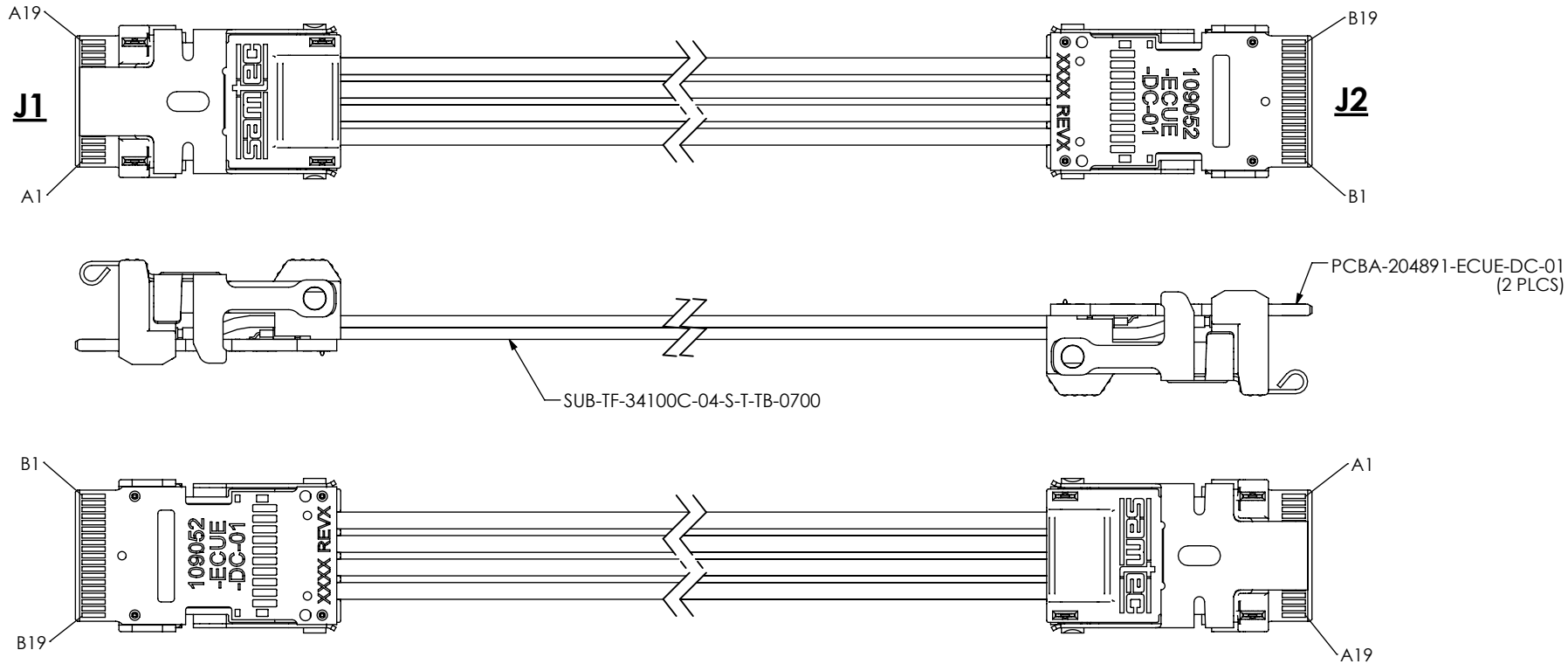
520 PARK EAST BLVD., NEW ALBANY, IN 47150  
PHONE: 812-944-6733 FAX: 812-948-5047  
e-Mail info@SAMTEC.com code 55322

DO NOT SCALE DRAWING

DESCRIPTION:  
FIREFLY CABLE ASSEMBLY

DWG. NO.  
**ECUE-XX-XXX-XX-XX-XX-2-XX**

BY: JERRY SU 05/19/2017 SHEET 2 OF 4



**FIG 2**  
 WIRING OPTION -02  
 ECUE-08-XXX-T3-FF-02-2-D1 SHOWN  
 (DIFFERENT AS SHOWN, OTHERWISE SAME AS FIG 1)

**TABLE 7**  
**ECUE-08-XXX-T3-FF-02-2-XX SIGNAL MAPPING**  
**(8 PAIRS, -02 WIRING OPTION)**

J1	A1	A2	A3	A4	A5	A6	A7	A8	A9	A10	A11	A12	A13	A14	A15	A16	A17	A18	A19	B1	B2	B3	B4	B5	B6	B7	B8	B9	B10	B11	B12	B13	B14	B15	B16	B17	B18	B19
NAME	G	S	S	G	S	S	G	G	G	G	G	G	G	S	S	G	S	S	G	G	S	S	G	S	S	G	G	G	G	G	G	S	S	G	S	S	G	
J2	B1	B2	B3	B4	B5	B6	B7	B8	B9	B10	B11	B12	B13	B14	B15	B16	B17	B18	B19	A1	A2	A3	A4	A5	A6	A7	A8	A9	A10	A11	A12	A13	A14	A15	A16	A17	A18	A19

**TABLE 5**

No OF PAIRS	CABLE TYPE	END 2 OPTION	DC OPTION	PCBX-XXXXXX		SUB-TXF-XXXX
				END 1	END 2	
-08	-T3	-FF	(BLANK)	PCB-109053-ECUE-02	PCB-109053-ECUE-02	SUB-TF-34100C-04-S-T-TB-0700
			-D1	PCBA-204891-ECUE-DC-01	PCBA-204891-ECUE-DC-01	SUB-TF-34100C-04-S-T-TB-0700

**PROPRIETARY NOTE**  
 THIS DOCUMENT CONTAINS CONFIDENTIAL AND PROPRIETARY INFORMATION AND ALL DESIGN, MANUFACTURING, REPRODUCTION, USE, PATENT RIGHTS AND SALES RIGHTS ARE EXPRESSLY RESERVED BY SAMTEC, INC. THIS DOCUMENT SHALL NOT BE DISCLOSED, IN WHOLE OR PART, TO ANY UNAUTHORIZED PERSON OR ENTITY NOR REPRODUCED, TRANSFERRED OR INCORPORATED IN ANY OTHER PROJECT IN ANY MANNER WITHOUT THE EXPRESS WRITTEN CONSENT OF SAMTEC, INC.

**samtec**

520 PARK EAST BLVD, NEW ALBANY, IN 47150  
 PHONE: 812-944-6733 FAX: 812-948-5047  
 e-Mail info@SAMTEC.com code 55322

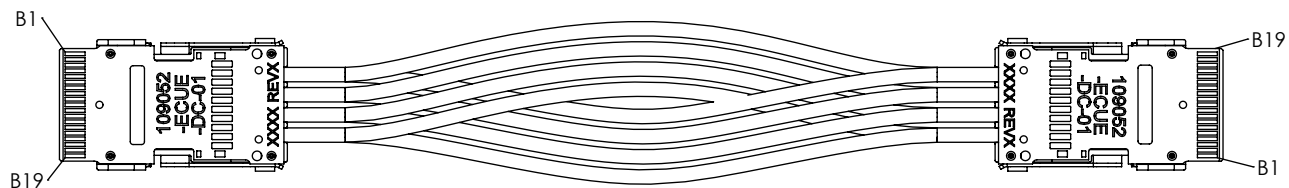
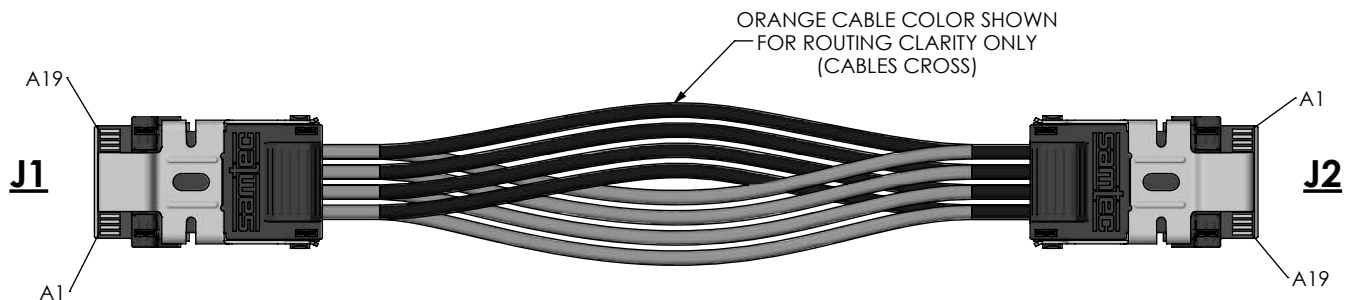
DESCRIPTION: FIREFLY CABLE ASSEMBLY

DWG. NO. ECUE-XX-XXX-XX-XX-XX-2-XX

BY: JERRY SU 05/19/2017 SHEET 3 OF 4

**TABLE 8**  
**ECUE-08-XXX-T3-FF-B4-2-XX SIGNAL MAPPING**  
**(8 PAIRS, -B4 WIRING OPTION)**

J1	A1	A2	A3	A4	A5	A6	A7	A8	A9	A10	A11	A12	A13	A14	A15	A16	A17	A18	A19	B1	B2	B3	B4	B5	B6	B7	B8	B9	B10	B11	B12	B13	B14	B15	B16	B17	B18	B19		
NAME	G	S	S	G	S	S	G	G	G	G	G	G	G	S	S	G	S	S	G	G	S	S	G	S	S	G	G	G	G	G	G	S	S	G	S	S	G	S	S	G
J2	B19	B18	B17	B16	B15	B14	B13	B12	B11	B10	B9	B8	B7	B6	B5	B4	B3	B2	B1	A19	A18	A17	A16	A15	A14	A13	A12	A11	A10	A9	A8	A7	A6	A5	A4	A3	A2	A1		



**FIG 3**  
**WIRING OPTION -B4**  
**ECUE-08-XXX-T3-FF-B4-2-D1 SHOWN**  
**(DIFFERENT AS SHOWN, OTHERWISE SAME AS FIG 1)**

**PROPRIETARY NOTE**  
 THIS DOCUMENT CONTAINS CONFIDENTIAL AND PROPRIETARY INFORMATION AND ALL DESIGN, MANUFACTURING, REPRODUCTION, USE, PATENT RIGHTS AND SALES RIGHTS ARE EXPRESSLY RESERVED BY SAMTEC, INC. THIS DOCUMENT SHALL NOT BE DISCLOSED, IN WHOLE OR PART, TO ANY UNAUTHORIZED PERSON OR ENTITY NOR REPRODUCED, TRANSFERRED OR INCORPORATED IN ANY OTHER PROJECT IN ANY MANNER WITHOUT THE EXPRESS WRITTEN CONSENT OF SAMTEC, INC.



520 PARK EAST BLVD., NEW ALBANY, IN 47150  
 PHONE: 812-944-6733 FAX: 812-948-5047  
 e-Mail info@SAMTEC.com code 55322

DO NOT SCALE DRAWING

DESCRIPTION:  
 FIREFLY CABLE ASSEMBLY

SHEET SCALE: 1:1

DWG. NO.  
**ECUE-XX-XXX-XX-XX-XX-2-XX**

BY: JERRY SU 05/19/2017 SHEET 4 OF 4