

KS-SERIES

Single output 5W ~15W
AC-DC on-board type power supply



Model name

KS 15-5

Name of series Nominal output voltage
Nominal output power

Features

- Compact on-board type AC-DC power supply
Input 85 ~ 132VAC
- Wide Variation
Output power: 5W, 10W, 15W types
Output voltage: 5V, 12V, 15V types
- Over current and Over voltage protection
- 1 year warranty

Specifications

1. Input voltage range	85 ~ 132VAC(47 ~ 440Hz), 110 ~ 175VDC
2. Output voltage range	Fixed
3. Cooling	Convection cooling
4. Operating temperature (Standard mounting)	-10 ~ +70°C -10°C: 80%, 0 ~ +50°C: 100%, +60°C: 60%, +70°C: 25%
5. Withstand voltage	Input-output, input-FG: 2kVAC, output-FG: 500VAC for 1 min.
6. Safety standard	Approved by UL1950, CSA950 (KS10: Approved by CSA234)
7. EMI	Conforms to FCC class B and VCCI-class A
8. Functions	Over voltage protection (Zener diode clamp), Over current protection

Product lineup

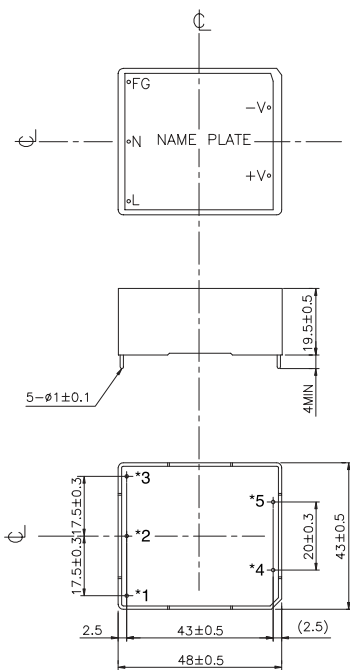
Model	Type	Output voltage	Output current	Output power	UL	CSA
KS5	KS5-5	5V	1.0A	5.0W	○	○
	KS5-12	12V	0.45A	5.4W	○	○
KS10	KS10-5	5V	2.0A	10.0W	○	○
	KS10-12	12V	0.9A	10.8W	○	○
KS15	KS15-5	5V	3.0A	15.0W	○	○
	KS15-12	12V	1.3A	15.6W	○	○

- Request customer specification for further details of specifications, outline, characteristics, etc. Read the instruction manual before usage.
- Contact us about delivery before ordering.

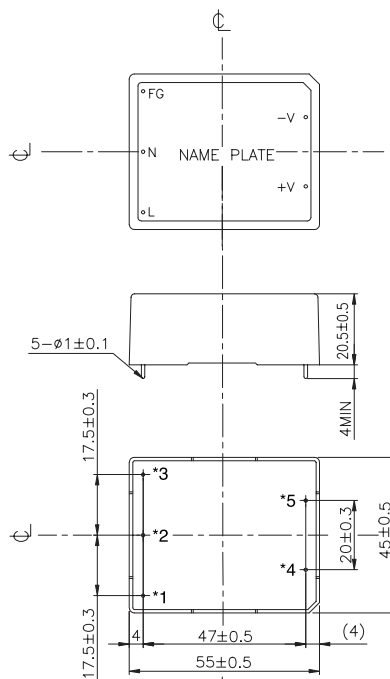
○ : Safety standard approved

Outline drawing

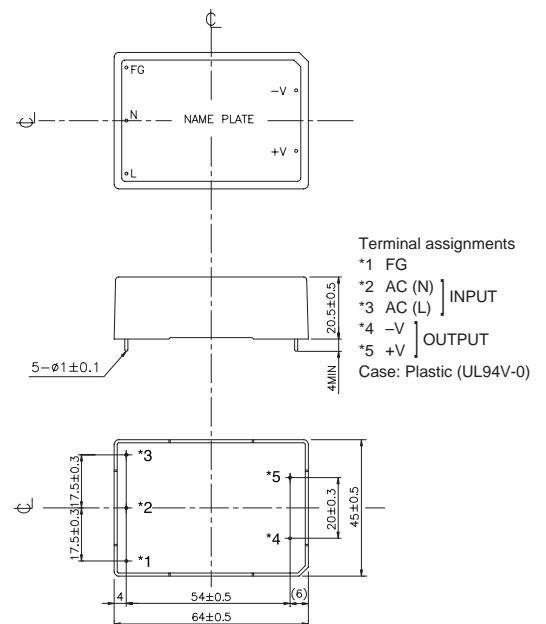
KS5



KS10



KS15



Terminal assignments
*1 FG
*2 AC (N) INPUT
*3 AC (L) INPUT
*4 -V OUTPUT
*5 +V OUTPUT
Case: Plastic (UL94V-0)

(Unit: mm)

KWS-SERIES

Single output 5W ~15W
AC-DC on-board type power supply

LAMBDA
DENSEI-LAMBDA



Model name

KWS 5-5

Name of series: KWS
Nominal output voltage: 5
Nominal output power: 5

Features

- CE marking (Low Voltage Directive)
- Compact on-board type AC-DC power
Input 85 ~ 265VAC universal input
- Wide Variation
Output power: 5W, 10W, 15W types
Output voltage: 5V, 12V, 15V types
- Over current and Over voltage protection
- 1 year warranty

Specifications

1. Input voltage range	85 ~ 265VAC(47 ~ 440Hz), 110 ~ 340VDC
2. Output voltage range	Fixed
3. Cooling	Convection cooling
4. Operating temperature (Standard mounting)	-10 ~ +70°C -10°C: 80%, 0 ~ +50°C: 100%, +60°C: 60%, +70°C: 25%
5. Withstand voltage	Input-output: 3kVAC, Input-FG: 2kVAC, Output-FG: 500VAC for 1 min.
6. Safety standard	Approved by UL1950, CSA950 (KWS5: Approved by CSA234) and EN60950(TÜV)
7. EMI	Conforms to FCC class B and VCCI-class A
8. Functions	Over voltage protection (Zener diode clamp), Over current protection

Product lineup

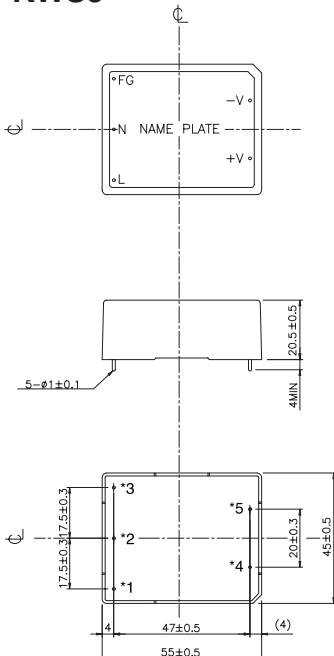
Model	Type	Output voltage	Output current	Output power	UL	CSA	EN
KWS5	KWS5-5	5V	1.0A	5.0W	○	○	○
	KWS5-12	12V	0.45A	5.4W	○	○	○
	KWS5-15	15V	0.35A	5.25W	○	○	○
KWS10	KWS10-5	5V	2.0A	10.0W	○	○	○
	KWS10-12	12V	0.9A	10.8W	○	○	○
	KWS10-15	15V	0.7A	10.5W	○	○	○
KWS15	KWS15-5	5V	3.0A	15.0W	○	○	○
	KWS15-12	12V	1.3A	15.6W	○	○	○
	KWS15-15	15V	1.0A	15.0W	○	○	○

- Request customer specification for further details of specifications, outline, characteristics, etc.
Read the instruction manual before usage.
- Contact us about delivery before ordering.

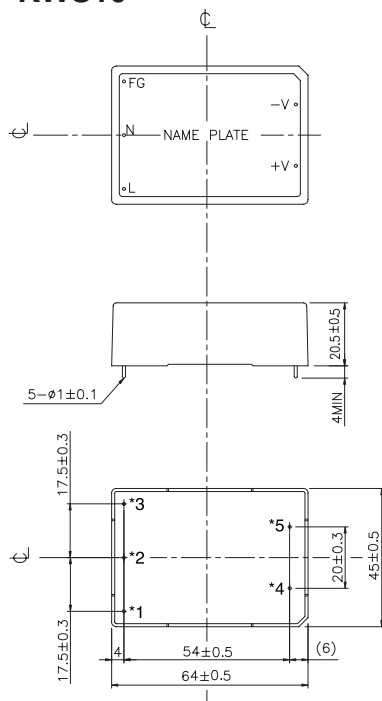
○ : Safety standard approved

Outline drawing

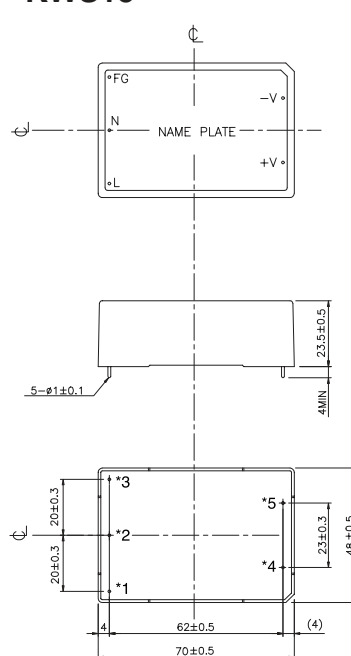
KWS5



KWS10



KWS15



Terminal assignments

- *1 FG
 - *2 AC (N)
 - *3 AC (L)
 - *4 -V
 - *5 +V
- INPUT: *2, *3
OUTPUT: *4, *5
Case: Plastic (UL94V-0)

(Unit: mm)

On-Board Type Power Supply

KWD-SERIES

Dual output 5W ~15W
AC-DC on-board type power supply

LAMBDA
DENSEI-LAMBDA



CE (Low Voltage Directive)

1 year warranty

Model name




KWD 15-1515

Name of series Nominal output power Nominal output voltage
1212: ±12V
1515: ±15V

Features

- CE marking (Low Voltage Directive)
- Compact on-board type AC-DC power
Input 85 ~ 265VAC universal input
- Wide Variation
Output power: 5W, 10W, 15W types
Output voltage: ±12V, ±15V types
- Over current and Over voltage protection
- 1 year warranty

Specifications

1. Input voltage range	85 ~ 265VAC(47 ~ 440Hz), 110 ~ 340VDC
2. Output voltage range	Fixed
3. Cooling	Convection cooling
4. Operating temperature (Standard mounting)	-10 ~ +70°C -10°C: 80%, 0 ~ +50°C: 100%, +60°C: 60%, +70°C: 25%
5. Withstand voltage	Input-output: 3kVA, Input-FG: 2kVAC, Output-FG: 500VAC for 1 min.
6. Safety standard	Approved by UL1950  , CSA950  (KWD5: Approved by CSA234 )
7. EMI	Conforms to FCC class B and VCCI-class B
8. Functions	Over voltage protection (CH2 only: Zener diode clamp), Over current protection

Product lineup

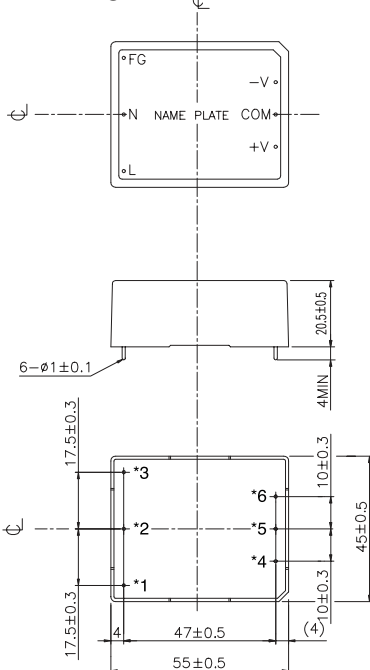
Model name		CH	Output voltage	Output current	Output power	UL	CSA	EN
KWD5	KWD5-1212	1	+12V	0.22A	5.3W	○	○	○
		2	-12V	0.22A				
	KWD5-1515	1	+15V	0.18A	5.4W	○	○	○
		2	-15V	0.18A				
KWD10	KWD10-1212	1	+12V	0.45A	10.6W	○	○	○
		2	-12V	0.45A				
	KWD10-1515	1	+15V	0.36A	10.8W	○	○	○
		2	-15V	0.36A				
KWD15	KWD15-1212	1	+12V	0.65A	15.6W	○	○	○
		2	-12V	0.65A				
	KWD15-1515	1	+15V	0.52A	15.6W	○	○	○
		2	-15V	0.52A				

- Request customer specification for further details of specifications, outline, characteristics, etc.
Read the instruction manual before usage.
- Contact us about delivery before ordering.

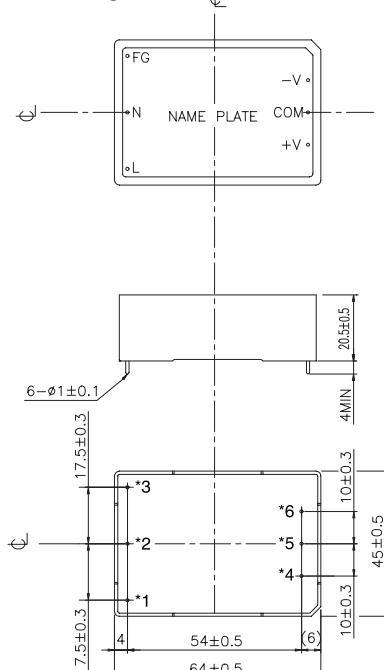
○ : Safety standard approved

Outline drawing

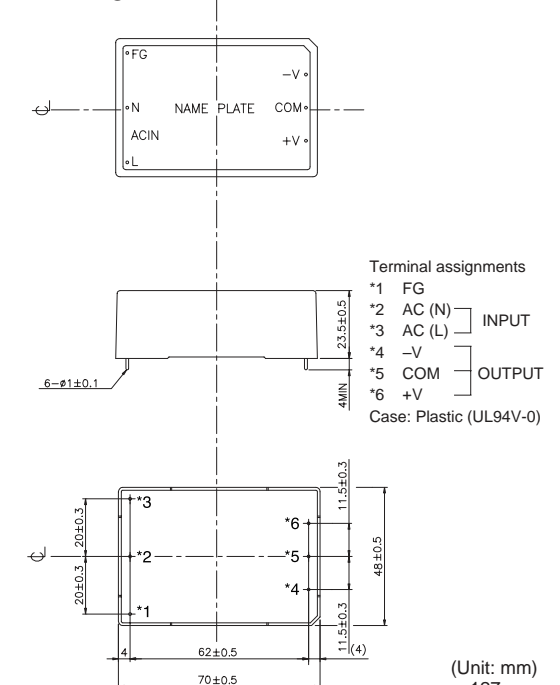
KWD5



KWD10



KWD15



Terminal assignments
 *1 FG
 *2 AC (N)
 *3 AC (L) } INPUT
 *4 -V
 *5 COM } OUTPUT
 *6 +V
 Case: Plastic (UL94V-0)

(Unit: mm)
127