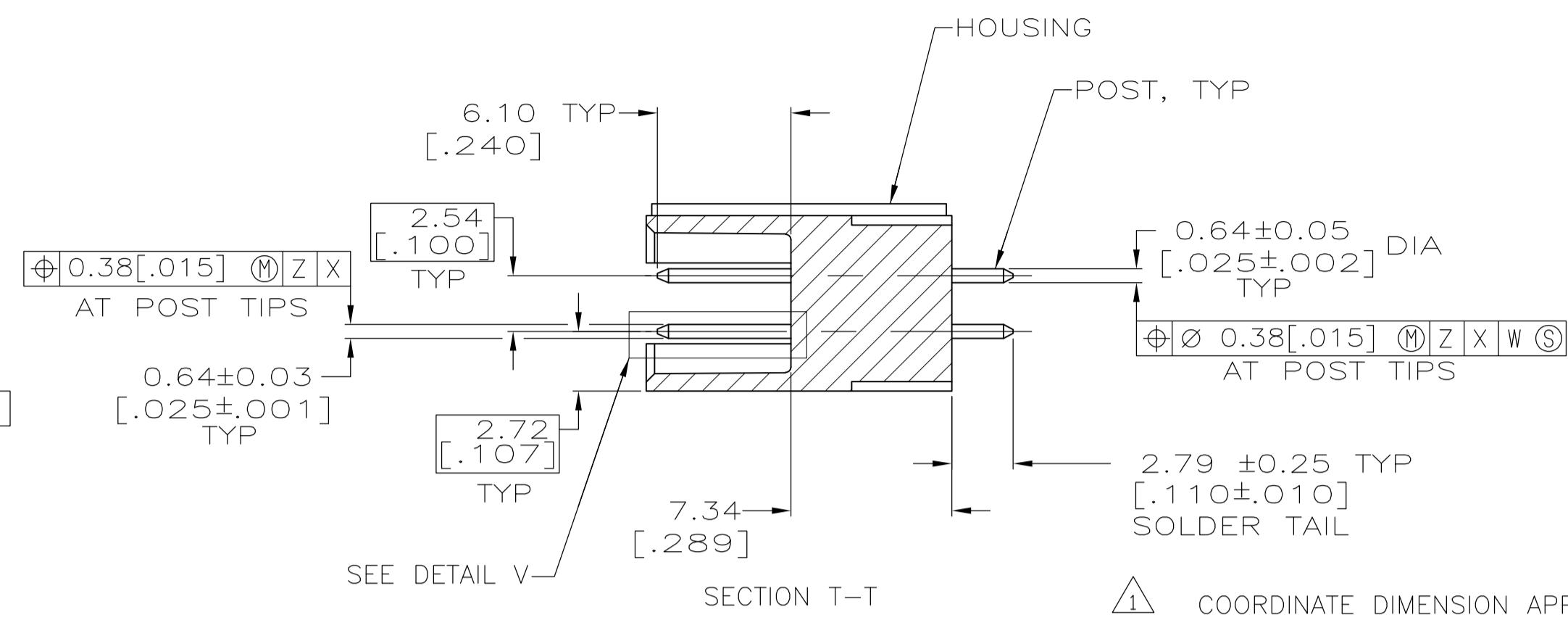
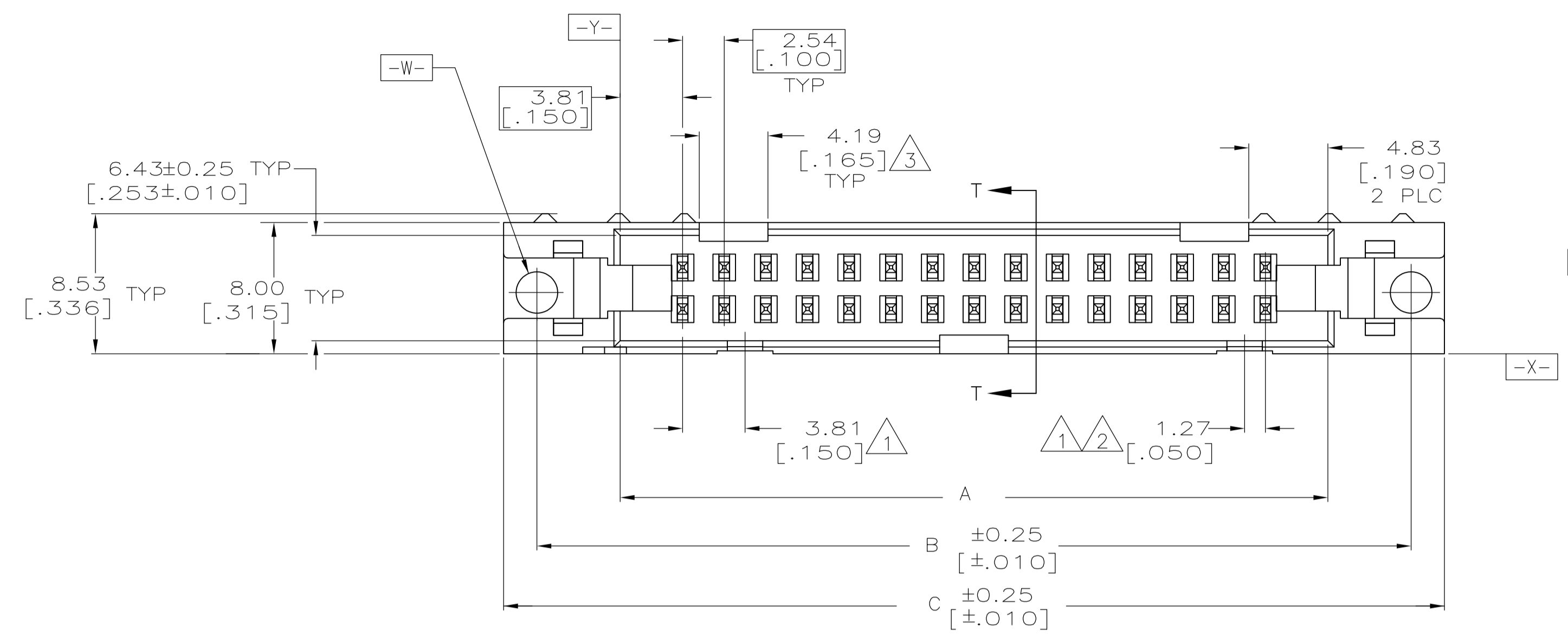
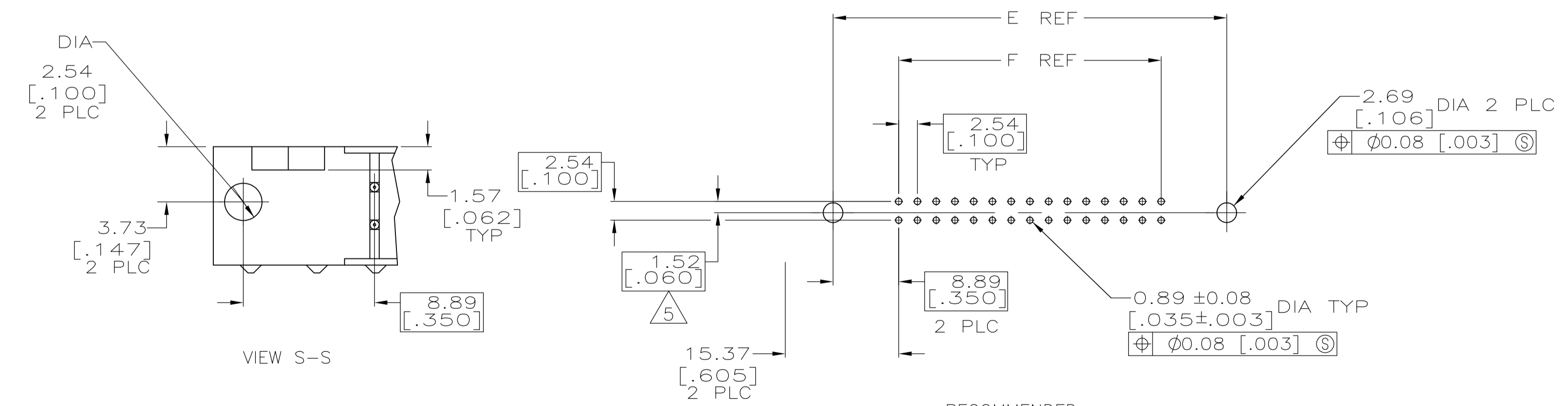
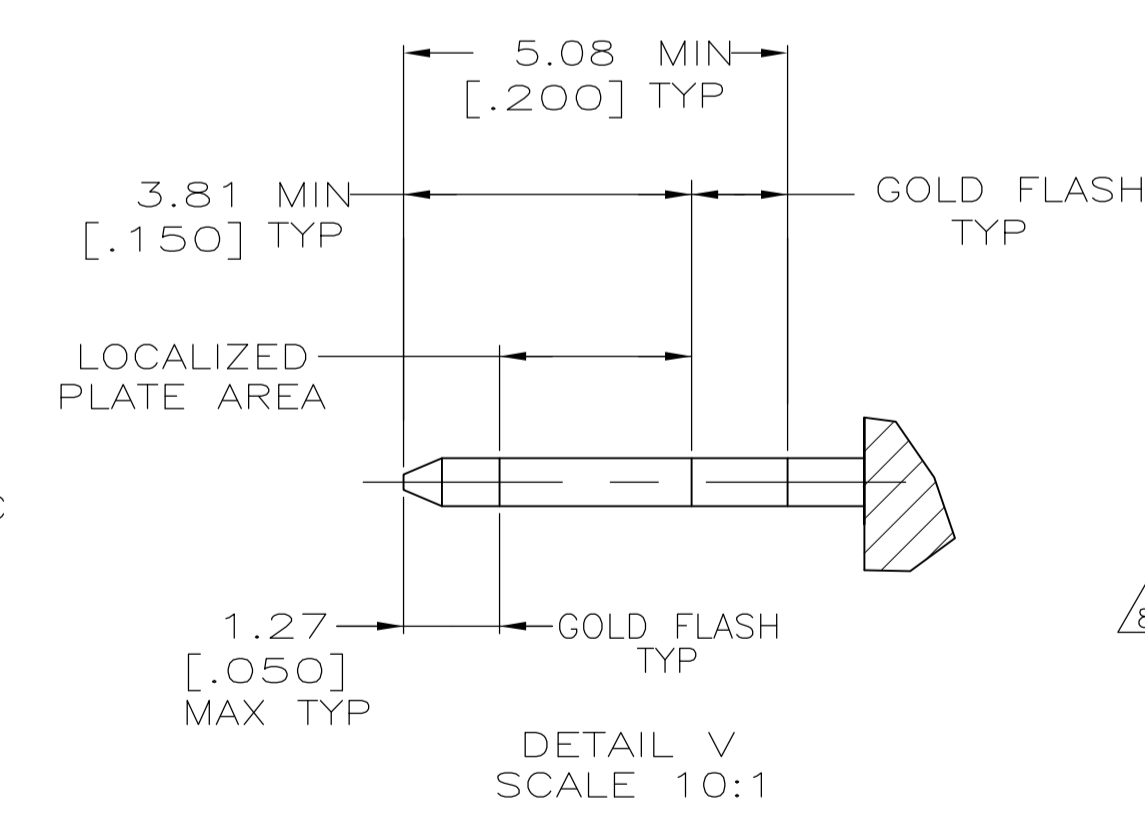
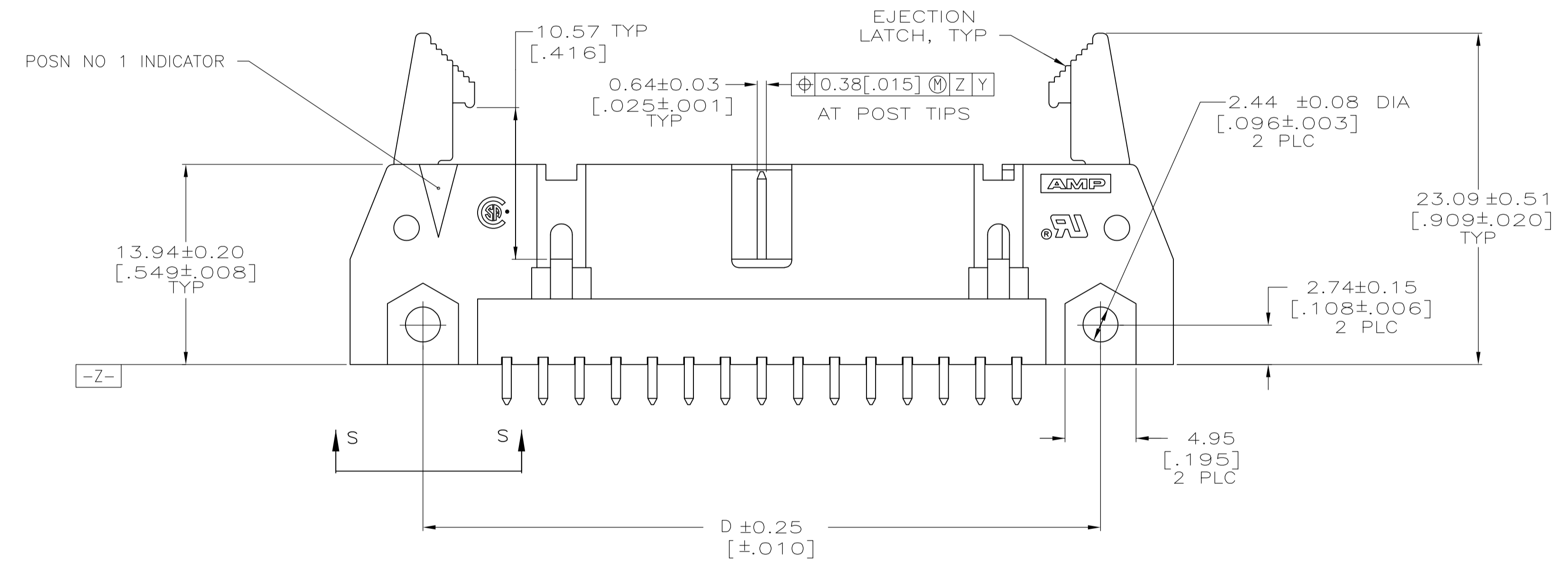


EJECTION LATCHES OMITTED IN THIS VIEW FOR CLARITY



- △ COORDINATE DIMENSION APPLIES FROM BASIC LOCATION.
- △ 10 AND 14 POSITION SIZES CONTAIN ONLY ONE SLOT FOR SNAP-IN POLARIZER (MILITARY POLARIZATION) LOCATED AS SHOWN.
- △ 10 POSITION SIZES CONTAIN ONLY ONE SLOT FOR DUAL POLARIZATION, LOCATED AS SHOWN.
- 4. RECOMMENDED PRINTED CIRCUIT BOARD THICKNESS IS 1.57 [0.062].
- △ DISTANCE REQUIRED BY EJECTION LATCHES IN THE OPEN POSITION.
- △ POSTS:  
GOLD FLASH OVER PALLADIUM-NICKEL PLATE, 0.38μm [0.00015] MIN TOTAL ON THE LOCALIZED PLATE AREA,  
2.54μm [0.00100] MIN TIN-LEAD PLATE ON THE SOLDER-TAIL,  
1.27μm [0.00050] MIN NICKEL UNDERPLATE ON THE ENTIRE POST.  
OR  
0.38μm [0.00015] MIN GOLD PLATE ON THE LOCALIZED PLATE AREA,  
2.54μm [0.00100] MIN TIN-LEAD PLATE ON THE SOLDER-TAIL,  
1.27μm [0.00050] MIN NICKEL UNDERPLATE ON THE ENTIRE POST.
- △ MATERIAL:  
HOUSING: GLASS FILLED NYLON OR POLYESTER, 94V-0 RATED, BLACK.  
POSTS: BRASS.
- △ OBSOLETE PARTS: OBSOLETE CIS STREAMLINING PER D.RENAUD/D.SINISI



RECOMMENDED PC BOARD MOUNTING DIMENSIONS SCALE 2:1

	F	E	D	C	B	A	NO OF POSN	PART NUMBER
OBSOLETE	53.34	71.12	65.02	75.18	71.12	60.96	44	1-499910-3
OBSOLETE	78.74	96.52	90.42	100.58	96.52	86.36	64	1-499910-2
SUPERSEDED BY 1-102154-1	73.66	91.44	85.34	95.50	91.44	81.28	60	1-499910-1
	60.96	78.74	72.64	82.80	78.74	68.58	50	1-499910-0
	48.26	66.04	59.94	70.10	66.04	55.88	40	499910-9
	40.64	58.42	52.32	62.48	58.42	48.26	34	499910-8
SUPERSEDED BY 5499910-7	35.56	53.34	47.24	57.40	53.34	43.18	30	499910-7
	30.48	48.26	42.16	52.32	48.26	38.10	26	499910-6
	27.94	45.72	39.62	49.78	45.72	35.56	24	499910-5
	22.86	40.64	34.54	44.70	40.64	30.48	20	499910-4
	17.78	35.56	29.46	39.62	35.56	25.40	16	499910-3
	15.24	33.02	26.92	37.08	33.02	22.86	14	499910-2
	10.16	27.94	21.84	32.00	27.94	17.78	10	499910-1

THIS DRAWING IS A CONTROLLED DOCUMENT.

DIN H. MOLL 4-23-90  
CIRK R. STONE 11-28-90

STE TE Connectivity

PRODUCT SPEC: 108-40018  
APPLICATION SPEC: -

SIZE: A1 CAGE CODE: 00779 DRAWING NO: 499910  
WEIGHT: -

CUSTOMER DRAWING SCALE: 4:1 SHEET: 1 OF 1 REV: J1