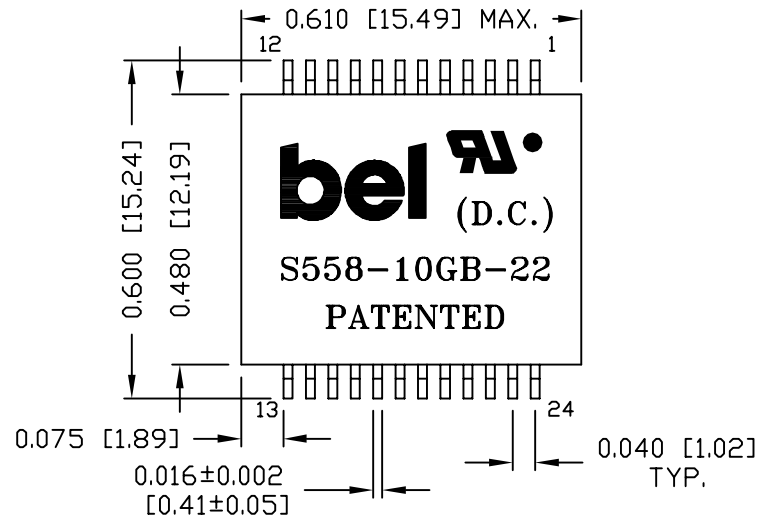
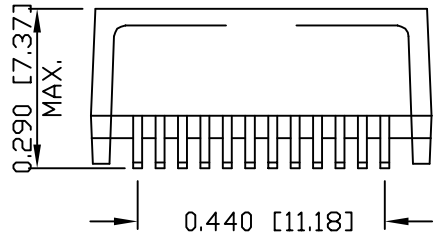
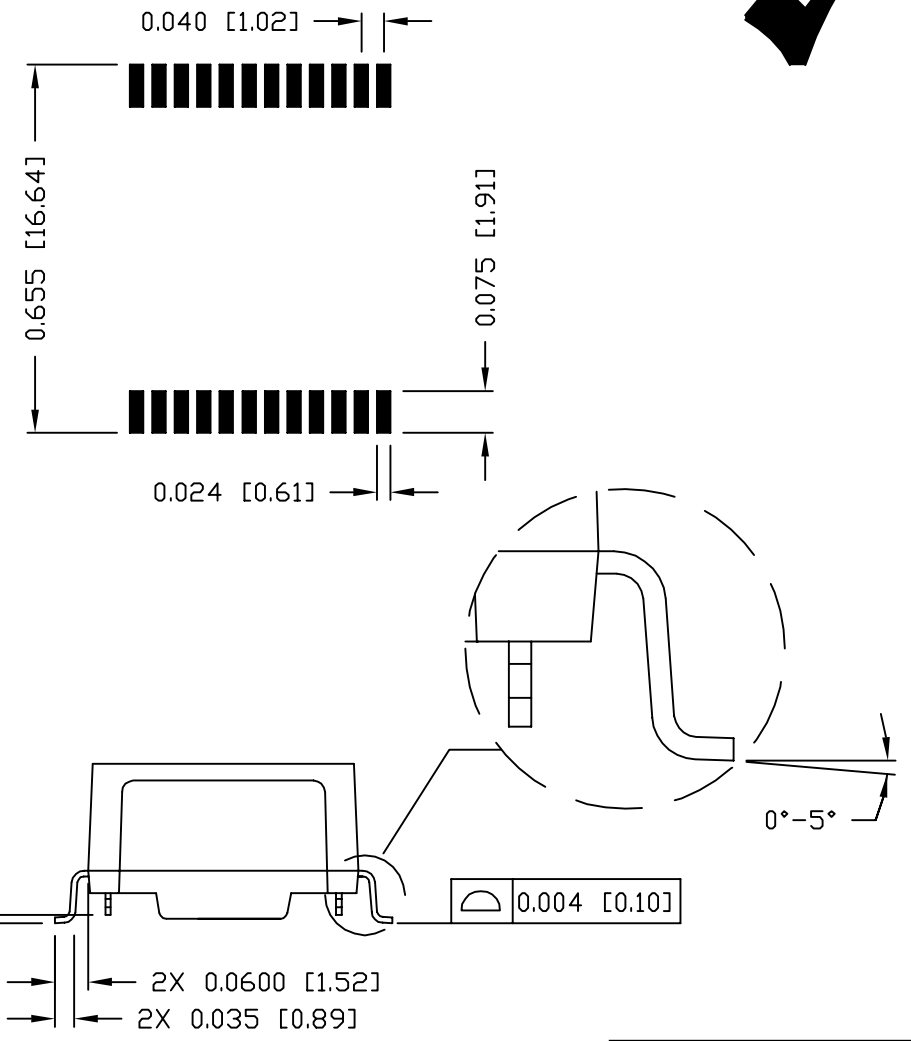


THE INFORMATION CONTAINED HEREIN IS CONSIDERED "PROPRIETARY" TO BEL FUSE INC. AND SHALL NOT BE COPIED, REPRODUCED OR DISCLOSED WITHOUT THE WRITTEN APPROVAL OF BEL FUSE INC.



SUGGESTED PCB PAD LAYOUT



- NOTES:
 1. STANDARD MARKING REFER TO DOC. HAND-WORK-04.
 2. PACKAGE CODE: "QABS001".

ORIGINATED BY	DATE	TITLE
Lawrence Tsang	2017-07-12	MECHANICAL SPECIFICATION
DRAWN BY	DATE	
ZC Guo	2017-07-12	

PART NO. / DRAWING NO.	STANDARD DIM.	[] METRIC DIM. AS REF.
S558-10GB-22	TOL. IN INCH	UNIT : INCH [mm]
FILE NAME	.X	SCALE : N/A
S55810GB22PA.DWG	.XX ±0.01	SIZE : A4
	.XXX ±0.005	

REV. : PA	PAGE : 3
-----------	----------

