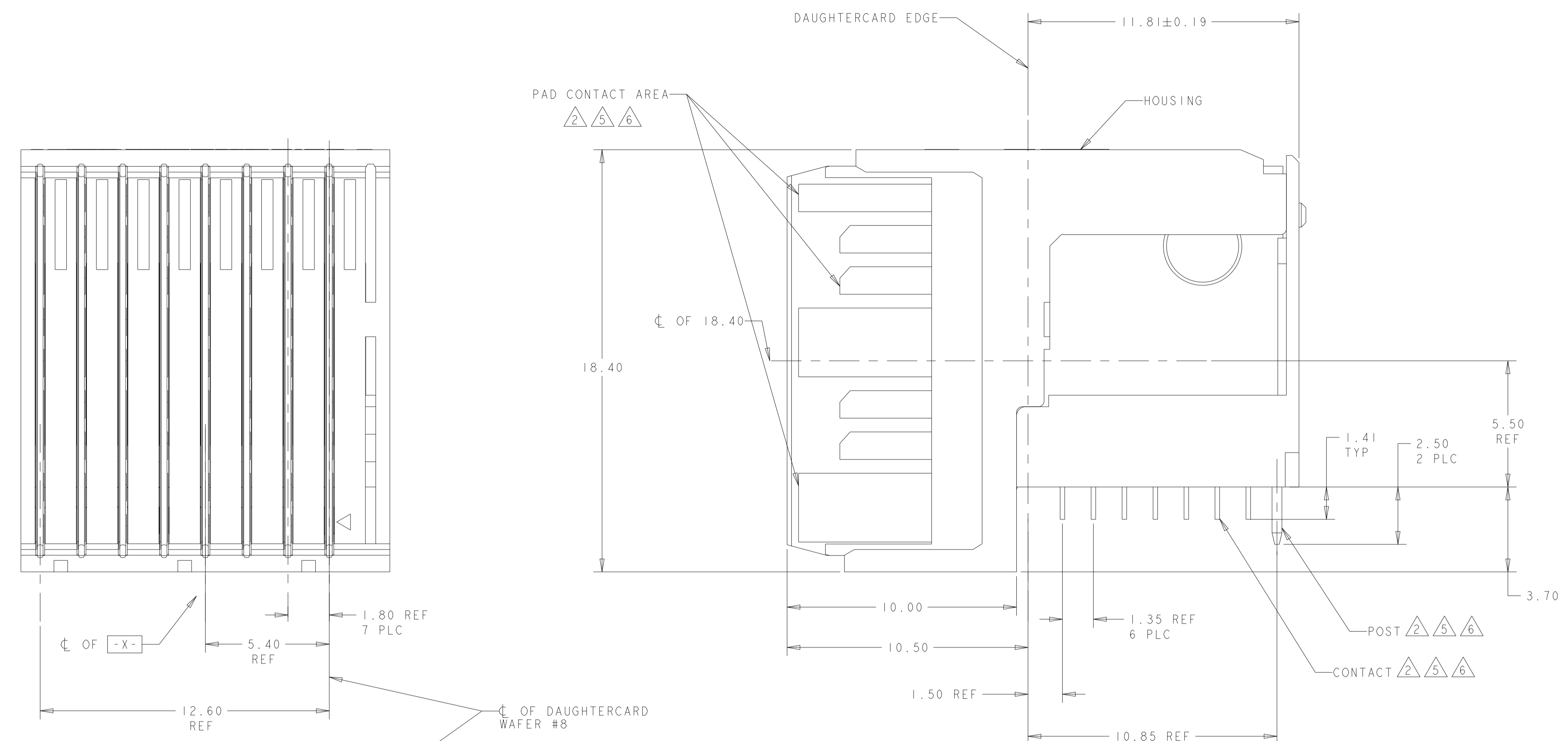


LOC		DIST		REVISIONS			
P	LTN	DESCRIPTION	DATE	OWN	APVD		
A		RELEASE PER ECO 19-002007	2-8-19	CT	DH		
B		REVISED PER ECO-21-003080	02NOV2021	LN	DH		



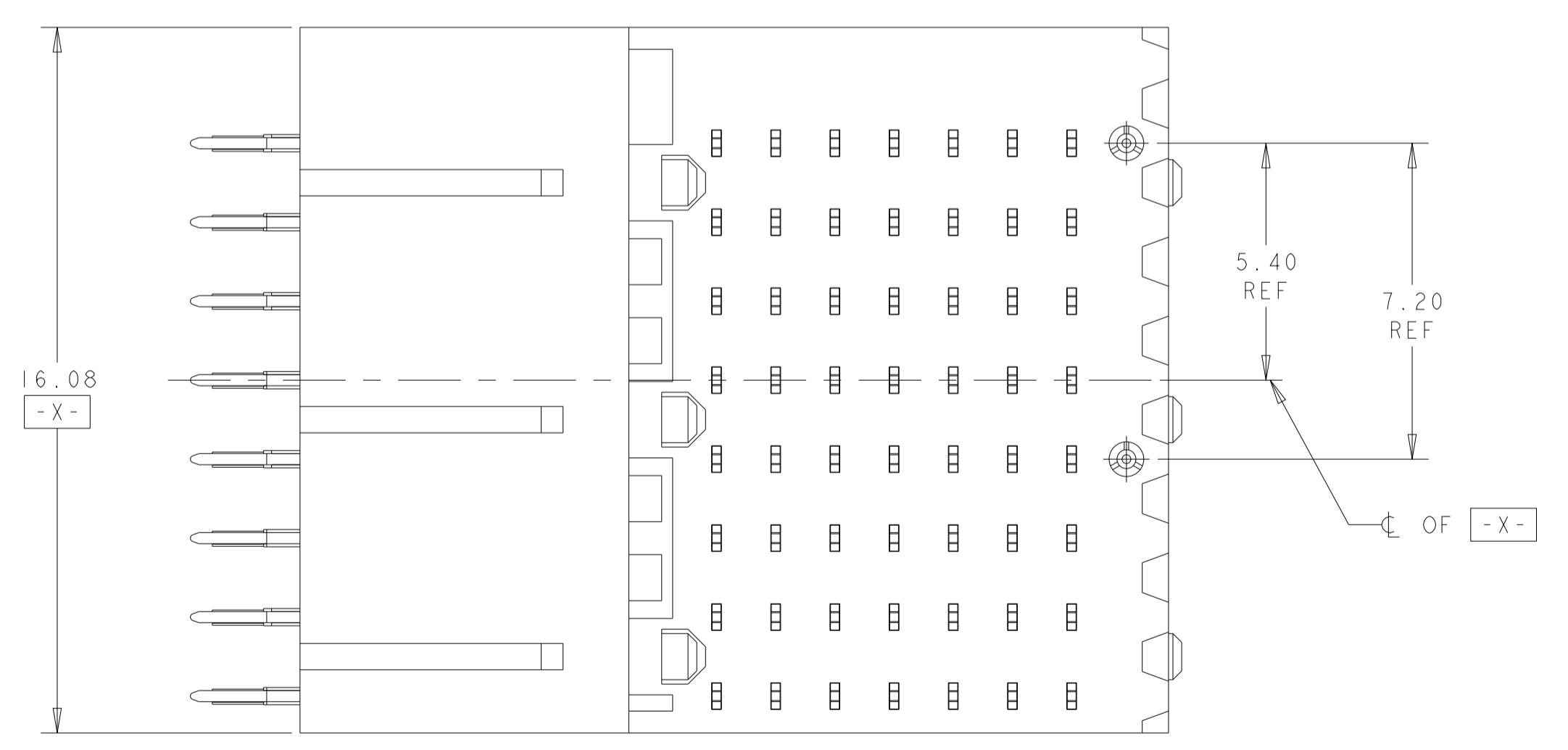
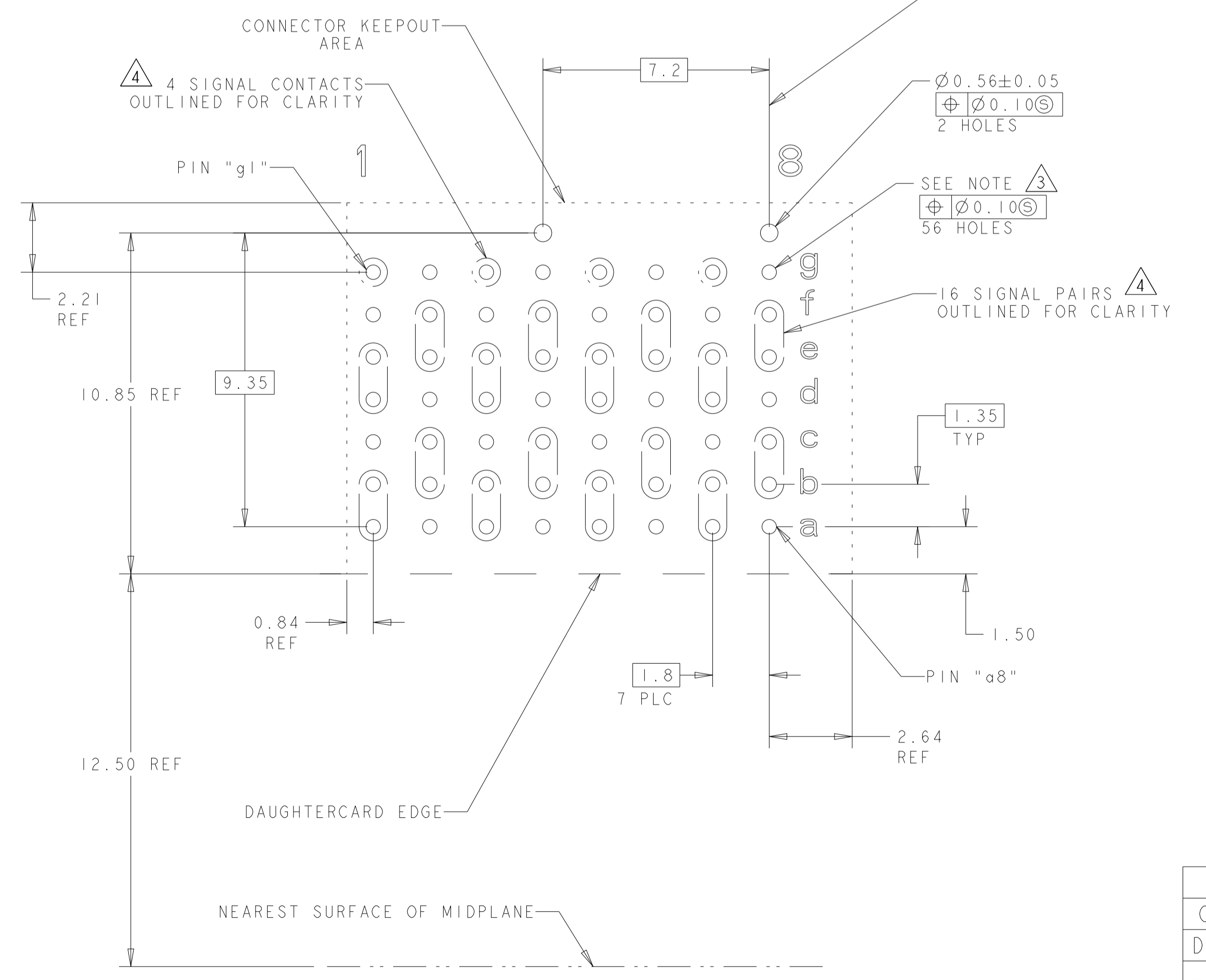
- △ HOUSING: LCP, UL94V0, COLOR: BLACK.
CONTACT: PHOSPHOR BRONZE.
POST: BRASS WIRE
- △ CONTACT: 1.27µm MIN GOLD IN PAD CONTACT AREA, 1.27µm MIN TIN-LEAD ON PCB TAIL OVER 1.27µm MIN. NICKEL OVER ALL.
POST: 1.27µm MIN NICKEL PLATED.
- △ PLATED THROUGH HOLE PER 114-163004, SECTION 3.6
- △ SEE TABLE 1 FOR INTERCONNECTIONS TO BACKPLANE CONNECTOR.
- △ CONTACT: 1.27µm MIN GOLD IN PAD CONTACT AREA, 1.27µm MIN TIN ON PCB TAIL OVER 1.27µm MIN. NICKEL OVER ALL.
POST: 1.27µm MIN NICKEL PLATED.
- △ CONTACT: 1.27µm MIN GOLD IN PAD CONTACT AREA, 1.27µm MIN TIN-LEAD (60/40) ON PCB TAIL OVER 1.27µm MIN. NICKEL OVER ALL.
POST: 1.27µm MIN NICKEL PLATED.

TABLE 1
 INTERCONNECTIONS WITH BACKPLANE CONNECTOR 2102735-1

TYPICAL INTERCONNECTIONS FOR ODD COLUMN (WAFER): 1,3,5,7		
CONTACT USAGE	DAUGHTERCARD CONNECTOR PIN	BACKPLANE CONNECTOR PIN
SIGNAL PAIR	ax	ax
	bx	bx
SIGNAL PAIR	dx	ex
	ex	fx
SIGNAL	gx	ix
GROUND	cx, fx (ALL COMMONED)	cx, dx, gx, hx

TYPICAL INTERCONNECTIONS FOR EVEN COLUMN (WAFER): 2,4,6,8		
CONTACT USAGE	DAUGHTERCARD CONNECTOR PIN	BACKPLANE CONNECTOR PIN
SIGNAL PAIR	bx	cx
	cx	dx
SIGNAL PAIR	ex	gx
	fx	hx
GROUND	ax, dx, gx, (ALL COMMONED)	ax, bx, ex, fx, ix

NOTE: "x" DESIGNATES THE COLUMN NUMBER



JURISDICTION	EAR
CLASSIFICATION	EAR99
DATE OF MARKING	19FEB2022
THIS DOCUMENT CONTAINS CONTROLLED TECHNICAL DATA SUBJECT TO THE EXPORT ADMINISTRATION REGULATIONS (EAR). VIOLATIONS OF THESE EXPORT LAWS AND REGULATIONS ARE SUBJECT TO CIVIL AND CRIMINAL PENALTIES.	

THIS DRAWING IS A CONTROLLED DOCUMENT.

OWN: R. MILLER 28JUN2016
 CHK: A. TSANG 28JUN2016
 APVD: M. McALONIS 28JUN2016

DIMENSIONS: mm

TOLERANCES UNLESS OTHERWISE SPECIFIED:
 0 PLC ±
 1 PLC ±0.5
 2 PLC ±0.13
 3 PLC ±
 4 PLC ±
 ANGLES ±1°

MATERIAL: SEE TABLE

FINISH: SEE TABLE

114-163004
 WEIGHT: 5.41g

108-2072
 APPLICATION SPEC

114-163004
 CUSTOMER DRAWING

NAME: RIGHT-ANGLE PLUG ASSY, 7 ROW, HALF LEFT END, 20.3mm, MULTIGIG RT 2-S DAUGHTERCARD CONNECTOR

SIZE: A100779
 CAGE CODE: 2302321

RESTRICTED TO: -

SCALE: 8:1 SHEET 1 OF 1 REV B

△ 6	2302321-3
△ 5	2302321-2
△ 2	2302321-1
PLATING	PART NO