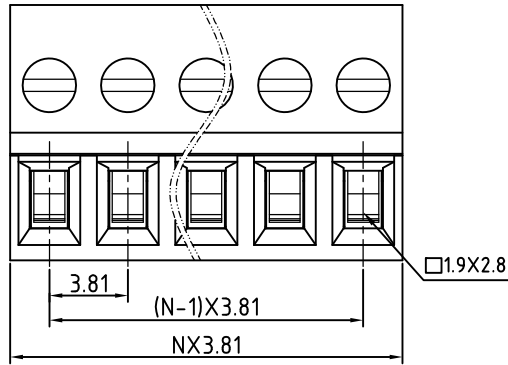
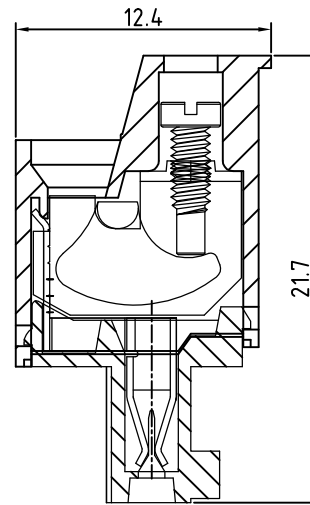
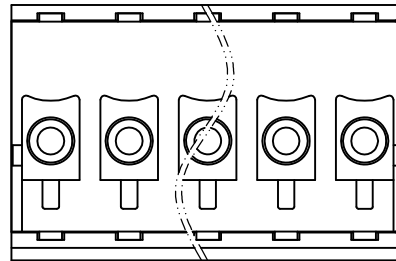
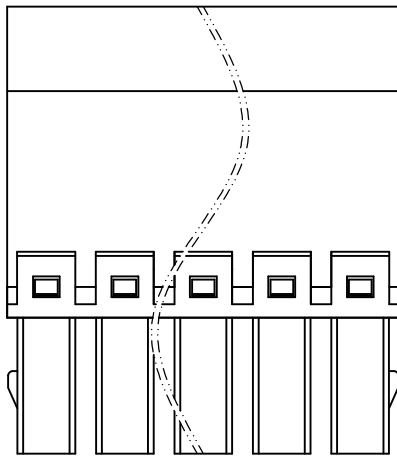


Transfer or duplication of this document as well as the utilisation or communication of its content are not permitted unless express consent is granted. Violations give rise to claims for damages. All rights reserved in case of patent, utility model or design patent registrations.



N=Number of contacts



Technical Data:

Electrical

Pitch: 3.81mm

Voltage rating: 300V

Current rating: 12 Amps

Contact resistance: 20mΩ(max)

Withstanding Voltage: 2500VAC(1min) Test time=60sec/1pcs

Wire Range:12-24AWG

Wire strip length: 6-7mm

Mechanical:

Torque: 2.5kgf.cm/M2

Operating temperature: -40°C to +105°C

Safety approval:

RoHS Compliance

Part No.:

OSTVMXX3550

No. of Poles

02 2 Poles

03 3 Poles

... ..

24 24 Poles

COLOR

0: Black

2: Red

3: Orange

4: Yellow

5: Green (Standard)

6: Blue

8: Grey

Nonstandard colors

Mins could apply

6	Contact	Copper Alloy	Cr3+ plated	1xN
5	Axe	Copper Alloy	Cr3+ plated	1xN
4	Screw	Steel / M2.0	Cr3+ plated	1xN
3	Wire guard	Copper Alloy	Tin plated	1xN
2	Cover	PA66 UL94V-0		1
1	Body	PA66 UL94V-0		1
ITEM	NAME OF PART	MATERIAL	NOTES	Q"TY

DWG.	DATE	UNITS:	MM	SHEET:	1 OF 1	Tolerance
CHK.	DATE	SCALE:	NONE 4:1 (:)	REV.:	A	X. ±0.50
APP.	DATE	TITLE:	OSTVM SERIES 3.81MM WITHOUT FLANGE		X.XX ±0.30	X.XX ±0.10
		PART NO.	OSTVMXX3550		X° ±1°	
		DWG NO.	OSTVMXX3550.DWG			

REV	△	SIGN	DESCRIPTION	CHK.	DATE
-----	---	------	-------------	------	------



ON-SHORE TECHNOLOGY, INC.