

+105°C ALUMINUM ELECTROLYTIC

VHT SERIES

SUBMINIATURE (Radial Lead, 105°C Max)

The NTE VHT series of aluminum electrolytic capacitors are designed for use in automotive, commercial, and industrial applications. These high temperature, radial lead capacitors are especially suitable for applications that require extended life and higher temperature operation.

RATINGS

Capacitance Range: 0.1 μ f to 10000 μ f

Tolerance: \pm 20%

Voltage Range: 6.3V to 450 Volts

PERFORMANCE SPECIFICATIONS

Operating Temperature Range:

6.3V to 63V: -40 °C to +105°C (-40 °F to +220.9°F)

160V to 450V: -25 °C to +105°C (-13 °F to +220.9°F)

Leakage Current:

6.3V to 100V: \leq 0.01CV (+3 μ A)

160V to 250V: \leq 0.03CV (+15 μ A)

350V to 450V: \leq 0.03CV (+10 μ A)

Capacitance Tolerance: \pm 20% (M)
measured at +20°C (+68°F), 120Hz

High Temperature Load Test:

1000 Hrs @ +105°C (+220.9°F) and rated voltage

Ripple Current:

The ripple current multipliers (See Table) adjust the current to make the capacitors operating temperature the same for different ambient temperatures and ripple frequencies.

Temperature	45°C	55°C	65°C	75°C	85°C	95°C	105°C
Multiplier	1.5	1.46	1.32	1.17	1.0	0.79	0.5

Load Life: 1000 Hrs @ +105°C (+220.9°F),
no voltage applied

Shelf Life: 1000 Hrs @ +105°C (+220.9°F),
no voltage applied

MECHANICAL SPECIFICATIONS

Lead Solderability:

Meets the requirements of MIL-STD 202,
Method 208

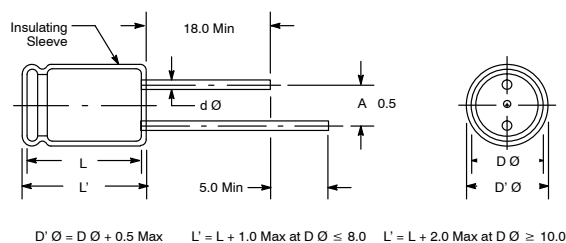

Marking:

Consists of series type, nominal capacitance,
rated voltage, temperature range, anode and/or
cathode identification, vendor identification.

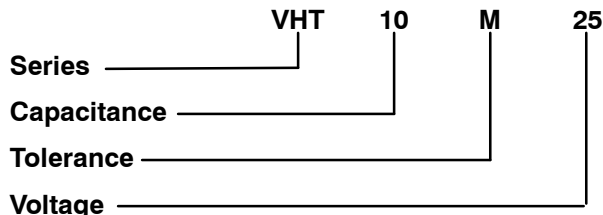
Recommended Cleaning Solvents:

Methanol, isopropanol ethanol, isobutanol, petroleum ether, propanol and/or commercial detergents. Halogenated hydrocarbon cleaning agents such as Freon (MF, TF, or TC), trichloroethylene, trichloroethane, or methylchloride are not recommended as they may damage the capacitor.

CASE SIZE AND DIMENSIONS:



ORDERING INFORMATION



+105°C ALUMINUM ELECTROLYTIC

VHT SERIES

VHT Series Dimensions: Diameter (D Ø) x Length (L): mm

WV Cap (µf)	6.3	10	16	25	35	50	63	100	160	250	350	450
0.1						5 x 11	5 x 11	5 x 11				
0.22						5 x 11	5 x 11	5 x 11				
0.33						5 x 11	5 x 11	5 x 11				
0.47						5 x 11	5 x 11	5 x 11	5 x 11	5 x 11		6 x 11
1.0						5 x 11	5 x 11	5 x 11	6 x 11	6 x 11	8 x 11	8 x 11
2.2						5 x 11	5 x 11	5 x 11	6 x 11	8 x 11.5	10 x 12	10 x 12
3.3						5 x 11	5 x 11	5 x 11	8 x 11.5	10 x 12.5	10 x 16	10 x 16
4.7				5 x 11	5 x 11	5 x 11	5 x 11	5 x 11	8 x 11.5	10 x 12.5	10 x 16	10 x 20
6.8						5 x 11	5 x 11	6 x 11	8 x 11	10 x 12	10 x 15	10 x 20
10			5 x 11	5 x 11	5 x 11	5 x 11	5 x 11	6 x 11	10 x 12.5	10 x 15	10 x 20	13 x 25
22			5 x 11	5 x 11	6 x 11	6 x 11	8 x 11.5	6 x 11	10 x 20	13 x 25	13 x 25	16 x 25
33		5 x 11	5 x 11	6 x 11	6 x 11	8 x 11.5	8 x 11.5	8 x 11	13 x 21	13 x 25	16 x 25	16 x 25
47		5 x 11	6 x 11	5 x 11	6 x 11	8 x 11.5	10 x 12.5	10 x 12	13 x 25	16 x 25	16 x 33	18 x 36
68		5 x 11		6 x 11		8 x 11		10 x 15	13 x 26	16 x 26	16 x 31	18 x 31
100		5 x 11	5 x 11	5 x 11	6 x 11	10 x 16	10 x 20	10 x 15	16 x 25	16 x 32	18 x 36	22 x 40
220	5 x 11	6 x 11	10 x 12.5	6 x 11	8 x 11	10 x 12	13 x 20	13 x 26	16 x 36	18 x 40		
330	6 x 11	8 x 11	8 x 11	10 x 20	10 x 12	13 x 20	13 x 25	16 x 26	18 x 32			
470	6 x 11	8 x 11	10 x 20	13 x 20	10 x 12	16 x 25	16 x 25	16 x 26	22 x 41			
560		8 x 11		10 x 15		13 x 21	13 x 21	16 x 36				
680	8 x 11	8 x 11	8 x 14	10 x 12		13 x 21	16 x 26	16 x 36				
820	8 x 11	10 x 12	10 x 15	10 x 15		13 x 26	16 x 26	19 x 32				
1000	8 x 11	10 x 16	10 x 15	10 x 20	13 x 21	16 x 25	18 x 31.5	18 x 41				
1500	10 x 15	10 x 17	10 x 20	13 x 21		16 x 26	18 x 36	22 x 42				
2200	10 x 17	10 x 20	16 x 25	16 x 31.5	13 x 26	16 x 32	18 x 36	25 x 45				
2700	10 x 20	13 x 21	13 x 21	16 x 31		18 x 36	22 x 42					
3300	10 x 20	13 x 20	16 x 31.5	18 x 31.5	16 x 32	18 x 40	22 x 41					
4700	10 x 25	16 x 25	18 x 31.5	16 x 32	18 x 36	20 x 40	25 x 44					
5600	13 x 26			18 x 36		25 x 42						
6800		16 x 31	16 x 32	18 x 36	22 x 42	25 x 44						
8200	16 x 26	16 x 31		18 x 36								
10000	16 x 31	16 x 36	18 x 36	22 x 41		25 x 42						
15000	16 x 36	18 x 36		22 x 42								

* These dimensions are for reference only, please consult the factory for actual size.

VHT Mechanical Specs: Dimensions (mm)

Outside Diameter	D Ø	5.0	6.0	8.0	10.0	13.0	16.0	18.0	20.0	22.0
Lead Spacing	A	2.0	2.5	3.5	5.0		7.5		10	
Lead Wire	d Ø	0.5			0.6		0.65	0.8	2.0	

* These dimensions are for reference only, please consult the factory for actual size.