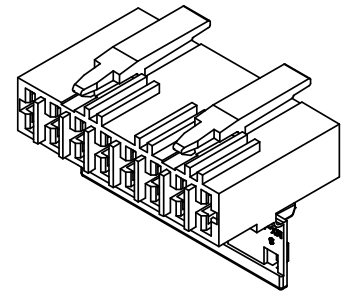
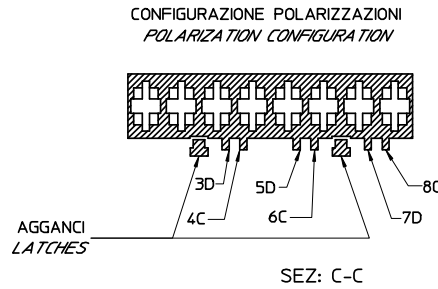


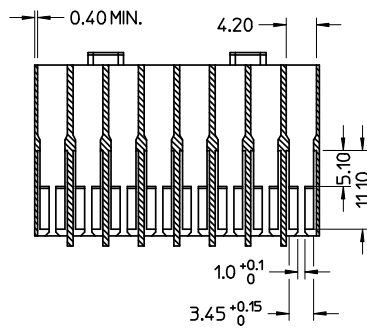
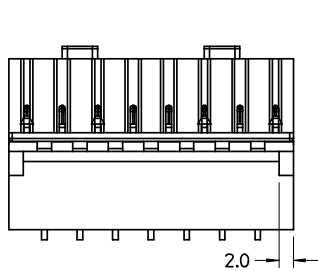
Dettaglio1
SCALA 5:1



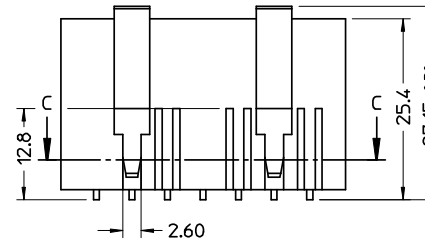
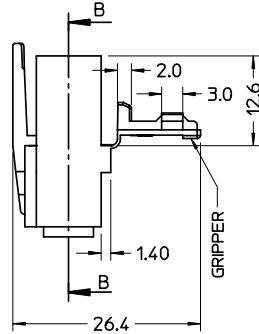
NOTE:
 - USATO CON TERMINALE 94518-0XXX E 94549-0XXX
 - SPECIFICA DI RIFERIMENTO PER IL CONNETTORE PS-94550-001
 - PER CARATTERISTICHE DI CRIMPATURA RIF. SD-94518-005 E SD-94549-001
 - FORZA DI DISACCOPIAMENTO CONNETTORE (TRAZIONANDO DAI CAVI SENZA AZIONARE L'AGGANCI): 60 N MIN.
 - SPESSORE MINIMO PARETI CONNETTORE 0.40 mm.

NOTE:
 - USED WITH TERMINALS 94518-0XXX AND 94549-0XXX
 - REFER TO PS-94550-001 FOR CONNECTOR SPECIFICATION
 - REFER TO SD-94518-005 AND SD-94549-001 FOR CRIMPING CHARACTERISTICS
 - CONNECTOR DISENGAGEMENT FORCE (PULLING BY THE WIRES, WITHOUT ACTUATING THE LATCH): 60 N MIN.
 - MINIMUM CONNECTOR WALL THICKNESS 0.40 mm.

CONFEZIONE: Box da 1200 Pz.
 PACKAGING: 1200 pcs in carton box

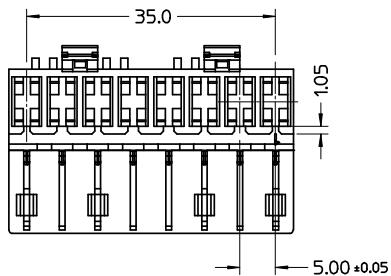


SEZ: B-B



* AGENCY
 RECOGNIZATIONS
 CSA (file LR19980)
 UL (file E-29179)

P/N	MATERIAL/COLOR
*94550-9008	NYLON 6.6 VO NATURAL
94550-4008	NYLON 6.6 GWT 750 °C secIEC 60335-1 TEST METHOD IEC 60695-2-11 NATURAL



SPQ =1200

Std. Descr: 'HSG W/SEC LOCK AND EXT LATCH 8 CKT _____ COLOR'

EC NO: Z2006-0056 DRWN:FGOTTARD2005/10/14 CHKD:RSANDAN2005/10/14 APPR:GZUIN 2005/10/17	QUALITY SYMBOLS	GENERAL TOLERANCES (UNLESS SPECIFIED)	SCALE 2:1	DESIGN UNITS METRIC	FIRST ANGLE PROJECTION	REVISE ON CAD ONLY																														
	- 0 ∇ 0	<table border="1"> <thead> <tr> <th></th> <th>mm</th> <th>INCH</th> </tr> </thead> <tbody> <tr> <td>4 PLACES</td> <td>± ---</td> <td>± ---</td> </tr> <tr> <td>3 PLACES</td> <td>± ---</td> <td>± ---</td> </tr> <tr> <td>2 PLACES</td> <td>± 0.10</td> <td>± ---</td> </tr> <tr> <td>1 PLACE</td> <td>± 0.2</td> <td>± ---</td> </tr> </tbody> </table>		mm	INCH	4 PLACES	± ---	± ---	3 PLACES	± ---	± ---	2 PLACES	± 0.10	± ---	1 PLACE	± 0.2	± ---	<table border="1"> <thead> <tr> <th colspan="2">DIMENSION STYLE</th> </tr> <tr> <th>mm</th> <th>ONLY</th> </tr> </thead> <tbody> <tr> <td>DRAWN BY</td> <td>DATE</td> </tr> <tr> <td>FGOTTARD</td> <td>2002/06/27</td> </tr> <tr> <td>CHECKED BY</td> <td>DATE</td> </tr> <tr> <td>MTESTAGU</td> <td>2002/06/27</td> </tr> <tr> <td>APPROVED BY</td> <td>DATE</td> </tr> <tr> <td>GZUIN</td> <td>2002/06/27</td> </tr> </tbody> </table>	DIMENSION STYLE		mm	ONLY	DRAWN BY	DATE	FGOTTARD	2002/06/27	CHECKED BY	DATE	MTESTAGU	2002/06/27	APPROVED BY	DATE	GZUIN	2002/06/27	TITLE HSG 8 CKT WITH SEC.LOCK AND EXTERNAL LATCH	
			mm	INCH																																
		4 PLACES	± ---	± ---																																
3 PLACES	± ---	± ---																																		
2 PLACES	± 0.10	± ---																																		
1 PLACE	± 0.2	± ---																																		
DIMENSION STYLE																																				
mm	ONLY																																			
DRAWN BY	DATE																																			
FGOTTARD	2002/06/27																																			
CHECKED BY	DATE																																			
MTESTAGU	2002/06/27																																			
APPROVED BY	DATE																																			
GZUIN	2002/06/27																																			
DRAFT WHERE APPLICABLE MUST REMAIN WITHIN DIMENSIONS	ANGULAR ± 2 °	MOLEX INCORPORATED MATERIAL NO. SEE TABLE DOCUMENT NO. SD-94550-005 SHEET NO. 1 OF 1																																		