

Chip beads
For power line
Large current/Low DC resistance type
MPZ-H series



MPZ1005-H type



FEATURES

- Noise reduction solution for power line.
- This product is a low resistance of more than 30% than [-C] series standards.
- Reduced from the -C on the standard series power loss in circuits.
- Downsizing of 1608 shape easy due to the 30% or more improvement compared to the conventional power beads rated current.
- Operating temperature range: -55 to +125°C

APPLICATION

- Noise countermeasures for power lines of mobile devices such as smartphones and tablet terminals, base stations, and wearable devices
- Noise countermeasures for power lines of information devices such as PCs, servers, STBs, and routers
- Noise countermeasures for industrial equipment such as smart grids and power lines for robots, etc.

PART NUMBER CONSTRUCTION

| | | | | | | |
|-------------|------------------------------------|---------------|-------------------------------------|---------------------|-----------------|---------------|
| MPZ | 1005 | S | 330 | H | T | 000 |
| Series name | LxWxT dimensions 1.0x0.5x0.5 mm | Material name | Impedance (Ω) at 100MHz | Characteristic type | Packaging style | Internal code |

CHARACTERISTICS SPECIFICATION TABLE

| Impedance [100MHz] (Ω) | DC resistance (Ω)max. | Rated current* (A)max. | Part No. |
|---------------------------------------|-----------------------------------|---------------------------|----------------------------------|
| 18 | $\pm 35\%$ | 4.0 | MPZ1005S180HT000 |
| 33 | $\pm 25\%$ | 3.0 | MPZ1005S330HT000 |
| 90 | $\pm 25\%$ | 2.3 | MPZ1005S900HT000 |
| 120 | $\pm 25\%$ | 2.0 | MPZ1005S121HT000 |
| 180 | $\pm 25\%$ | 1.6 | MPZ1005S181HT000 |
| 220 | $\pm 25\%$ | 1.5 | MPZ1005S221HT000 |


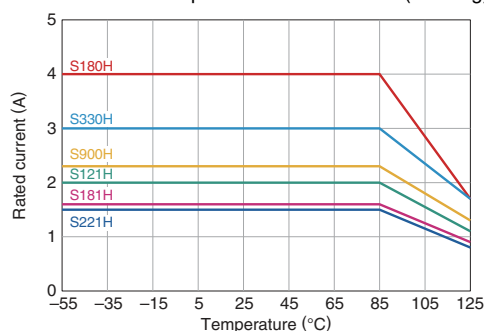
* Please refer to the graph of rated current vs. temperature characteristics (derating) about the rating current at 85°C or more in temperature of the product.

Measurement equipment

| Measurement item | Product No. | Manufacturer |
|------------------|--------------|-----------------------|
| Impedance | 4991A+16192A | Keysight Technologies |
| DC resistance | Type-755611 | Yokogawa |

* Equivalent measurement equipment may be used.

Rated current vs. temperature characteristics (derating)



⚠ Please be sure to request delivery specifications that provide further details on the features and specifications of the products for proper and safe use. (1/4)
Please note that the contents may change without any prior notice due to reasons such as upgrading.

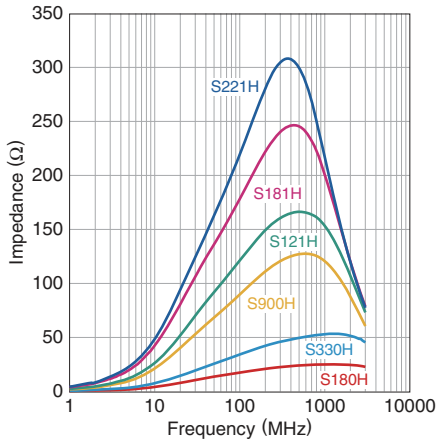
20220203

beads_commercial_power_mpz1005-h_en

MPZ1005-H type

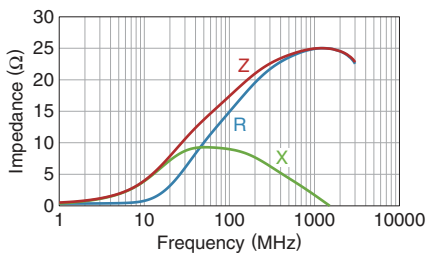
Z VS. FREQUENCY CHARACTERISTICS (BY SERIES)

MPZ1005-H series

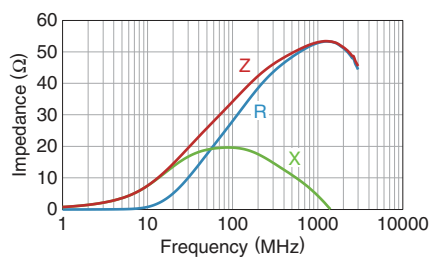


Z, X, R VS. FREQUENCY CHARACTERISTICS

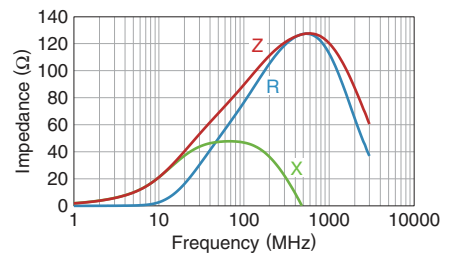
MPZ1005S180HT000



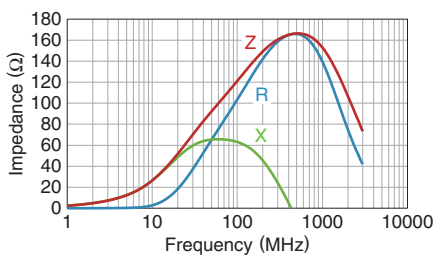
MPZ1005S330HT000



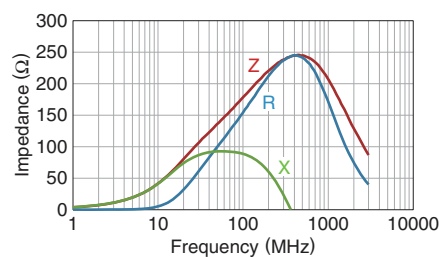
MPZ1005S900HT000



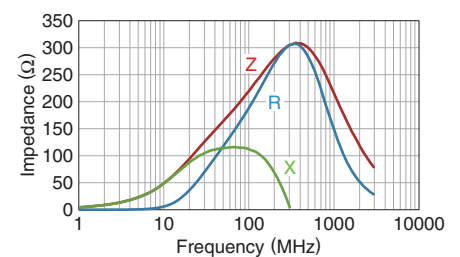
MPZ1005S121HT000



MPZ1005S181HT000

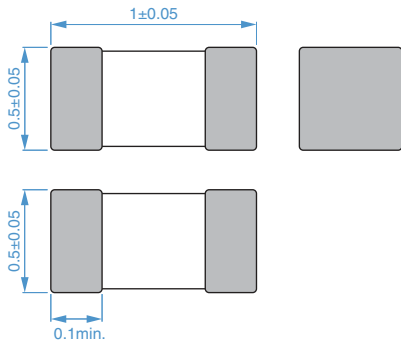


MPZ1005S221HT000



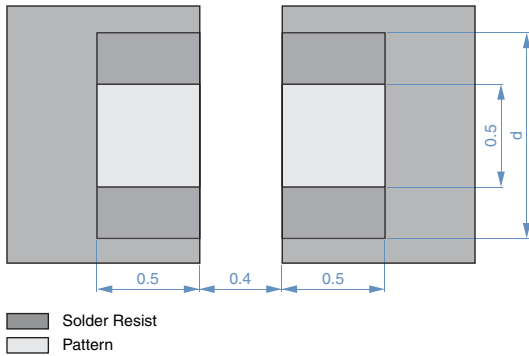
MPZ1005-H type

SHAPE & DIMENSIONS



Dimensions in mm

RECOMMENDED LAND PATTERN

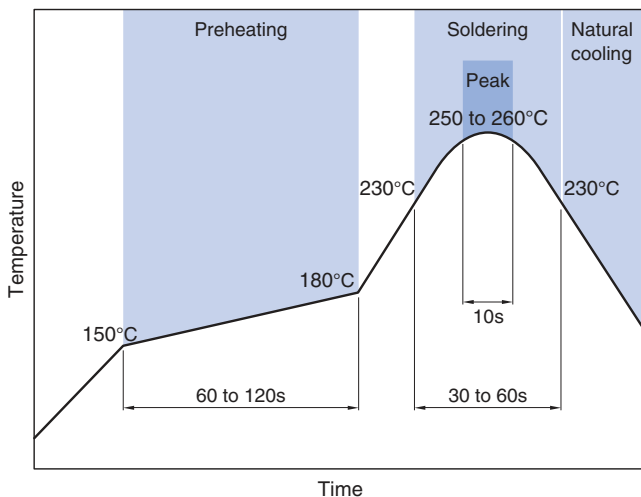


■ Solder Resist
□ Pattern

| Rated current (A) | Pad thickness & d | | |
|-------------------|-------------------|------|------|
| | 18um | 35um | 70um |
| 1.5max. | 0.5 | 0.5 | 0.5 |
| 2.3max. | 1.2 | 0.7 | 0.5 |
| 3.0max. | 2.4 | 1.2 | 0.5 |
| 4.0max. | 5.0 | 3.0 | 1.0 |

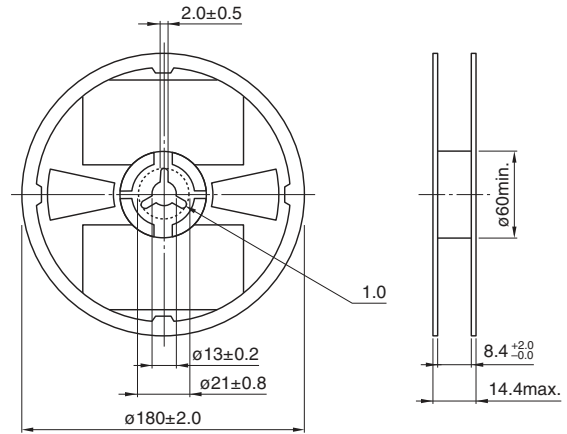
Dimensions in mm

RECOMMENDED REFLOW PROFILE



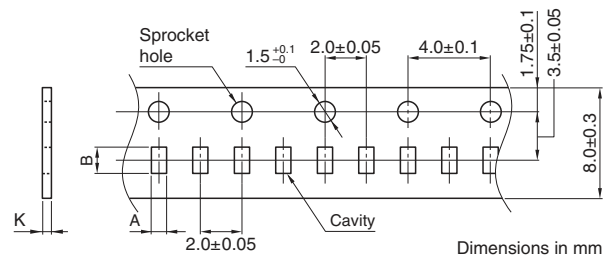
PACKAGING STYLE

REEL DIMENSIONS



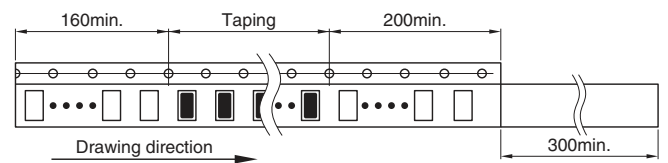
Dimensions in mm

TAPE DIMENSIONS



Dimensions in mm

| Type | A | B | K |
|-----------|----------|----------|---------|
| MPZ1005-H | 0.65±0.1 | 1.15±0.1 | 0.8max. |



Dimensions in mm

PACKAGE QUANTITY

| | |
|------------------|-----------------|
| Package quantity | 10,000 pcs/reel |
|------------------|-----------------|

TEMPERATURE RANGE, INDIVIDUAL WEIGHT

| Operating temperature range | Storage temperature range* | Individual weight |
|-----------------------------|----------------------------|-------------------|
| -55 to +125°C | -55 to +125°C | 1 mg |

* The storage temperature range is for after the assembly.

REMINDERS FOR USING THESE PRODUCTS

Before using these products, be sure to request the delivery specifications.

SAFETY REMINDERS

Please pay sufficient attention to the warnings for safe designing when using this products.

REMINDERS

- The storage period is within 12 months. Be sure to follow the storage conditions (temperature: 5 to 40°C, humidity: 10 to 75% RH or less).
If the storage period elapses, the soldering of the terminal electrodes may deteriorate.
- Do not use or store in locations where there are conditions such as gas corrosion (salt, acid, alkali, etc.).
- Before soldering, be sure to preheat components.
The preheating temperature should be set so that the temperature difference between the solder temperature and chip temperature does not exceed 150°C.
- Soldering corrections after mounting should be within the range of the conditions determined in the specifications.
If overheated, a short circuit, performance deterioration, or lifespan shortening may occur.
- When embedding a printed circuit board where a chip is mounted to a set, be sure that residual stress is not given to the chip due to the overall distortion of the printed circuit board and partial distortion such as at screw tightening portions.
- Self heating (temperature increase) occurs when the power is turned ON, so the tolerance should be sufficient for the set thermal design.
- Carefully lay out the coil for the circuit board design of the non-magnetic shield type.
A malfunction may occur due to magnetic interference.
- Use a wrist band to discharge static electricity in your body through the grounding wire.
- Do not expose the products to magnets or magnetic fields.
- Do not use for a purpose outside of the contents regulated in the delivery specifications.
- The products listed on this catalog are intended for use in general electronic equipment (AV equipment, telecommunications equipment, home appliances, amusement equipment, computer equipment, personal equipment, office equipment, measurement equipment, industrial robots) under a normal operation and use condition.
The products are not designed or warranted to meet the requirements of the applications listed below, whose performance and/or quality require a more stringent level of safety or reliability, or whose failure, malfunction or trouble could cause serious damage to society, person or property.
If you intend to use the products in the applications listed below or if you have special requirements exceeding the range or conditions set forth in the each catalog, please contact us.

- (1) Aerospace/aviation equipment
- (2) Transportation equipment (cars, electric trains, ships, etc.)
- (3) Medical equipment
- (4) Power-generation control equipment
- (5) Atomic energy-related equipment
- (6) Seabed equipment
- (7) Transportation control equipment

- (8) Public information-processing equipment
- (9) Military equipment
- (10) Electric heating apparatus, burning equipment
- (11) Disaster prevention/crime prevention equipment
- (12) Safety equipment
- (13) Other applications that are not considered general-purpose applications

When designing your equipment even for general-purpose applications, you are kindly requested to take into consideration securing protection circuit/device or providing backup circuits in your equipment.