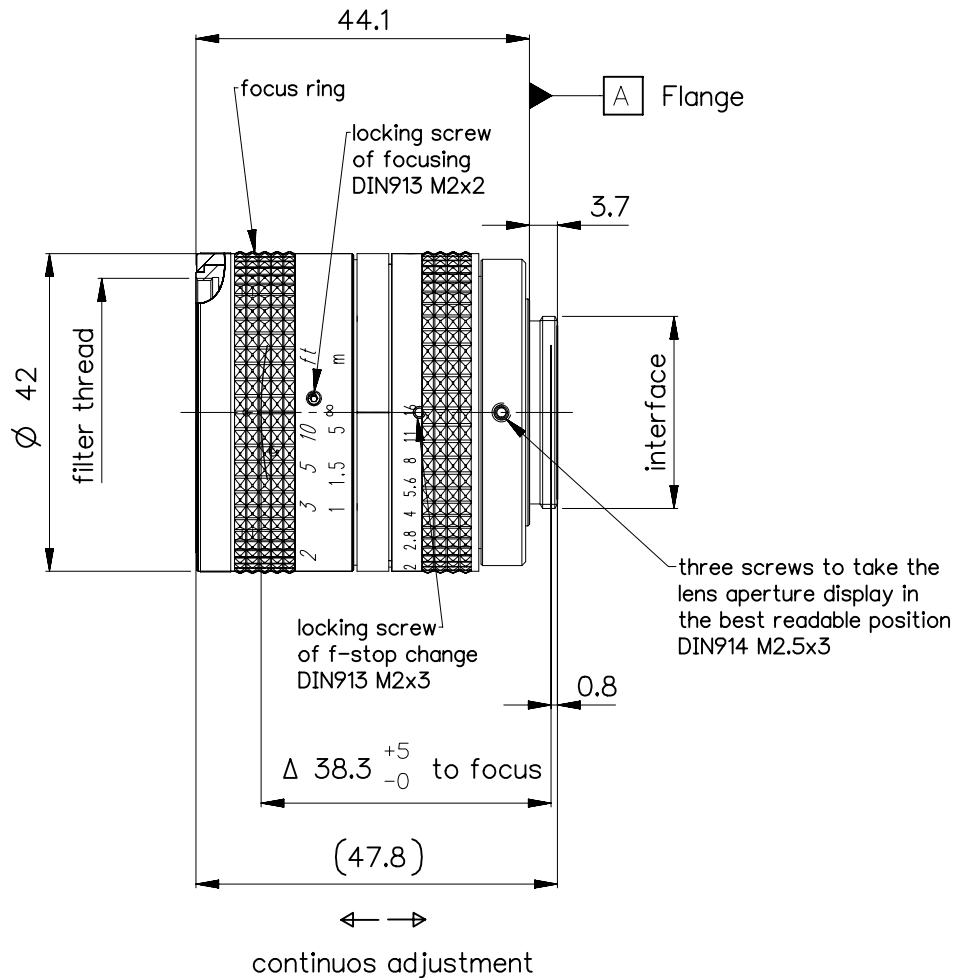
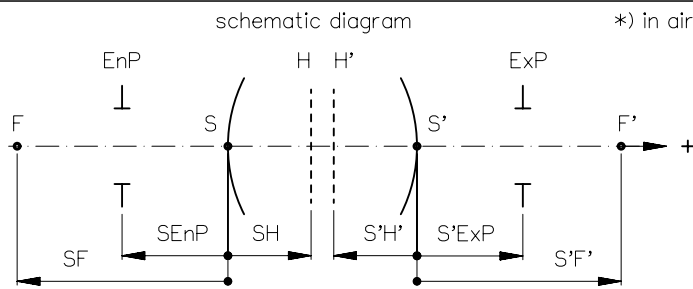


order number	lens name
0020-002-000-45	MeVis-C traffic 1.6/25



Specification	ON	5801-8013	
image circle max. (mm)	16	working distance (mm)	260 - ∞
focal length f' (mm)	25.1	interface	C-mount (1-32 UN 2A)
magnification β' [range]	-0.0	filter thread	M35.5 x0.5
spectral range λ (nm)	450-950	weight (g)	155



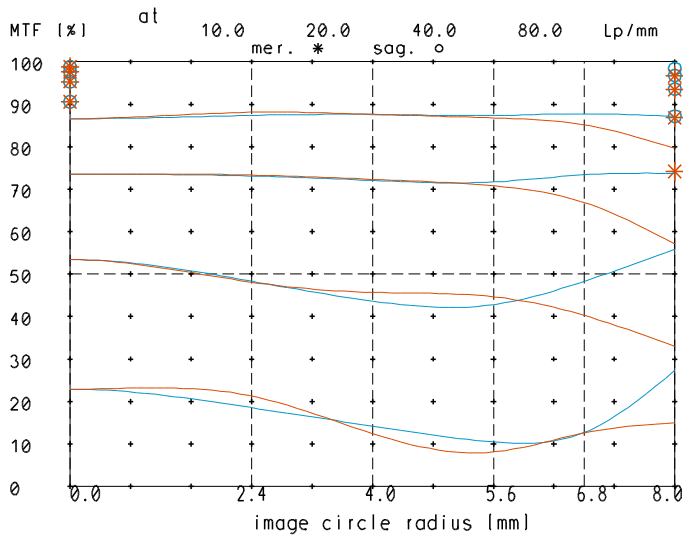
design includes CCD cover glass:	yes / 1mm K7		
SF (mm)	1.3	f-stop	1.6
S'F' (mm) *	14.8	∅ EnP	15.1
HH' (mm) *	1.6	∅ Exp	27.9
SH (mm)	26.4		
S'H' (mm) *	-10.3		
SEnP (mm)	15.4		
S'Exp (mm) *	-30.1		

NX	EU-D	AL-T1A	US-D	US-ML	not export controlled
	REV	ECC	DATE	APPROVED	PDM Status Freigabe
	a	Neuausg			-
PROTECTIVE NOTE "DIN ISO 16016" TO BE OBSERVED	GENERAL TOLERANCE OF DIMENSION, FORM, POS.				SCALE 1:1
	BASIC TOLERANCING PRINCIPLE				MATERIAL
	TITLE				MeVis-C traffic 1.6/25
	FIRST ISSUE	DATE	NAME		
CHKD	10.05.16	Denk			
		Stauder			
DIN A 4	ALL DIMENSIONS ARE IN MM AND INCLUDE SURFACE TREATMENT				DRAWING NO. 0020-002-100-45-0001a
					SHEET 1 OF 1
REPLACES					

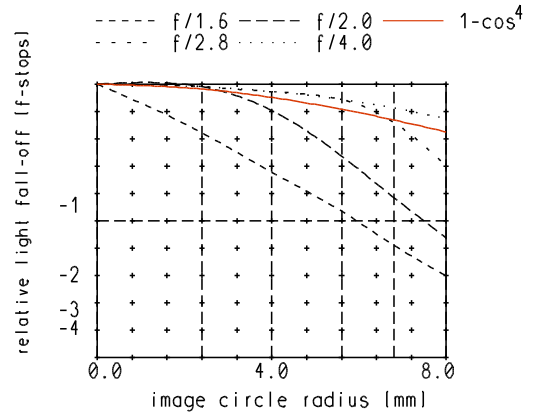


MeVis-C_25mm_traffic

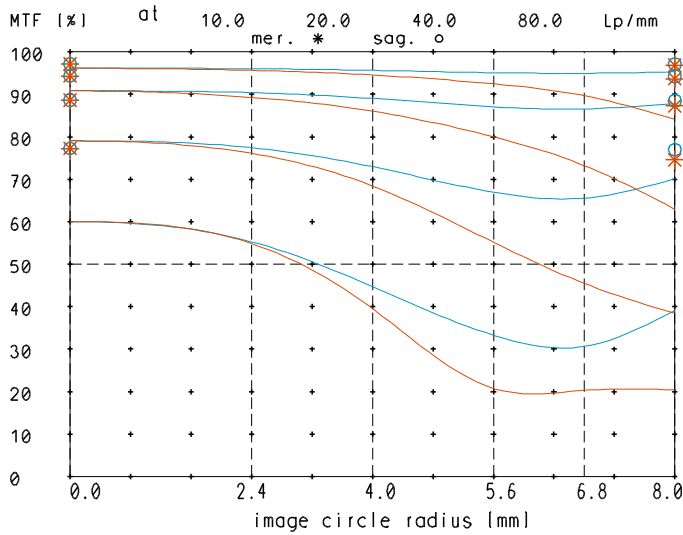
MTF at ratio 0.0x f/ 1.6



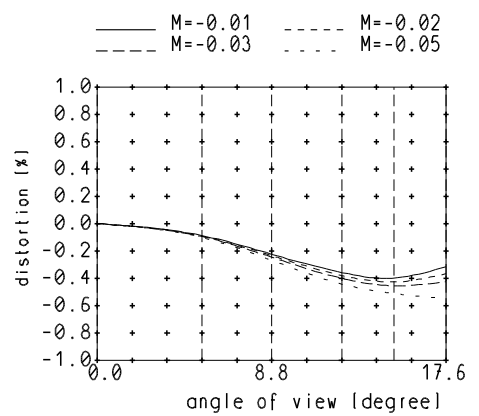
relative light fall-off at ratio 0.0x



MTF at ratio 0.0x f/ 4

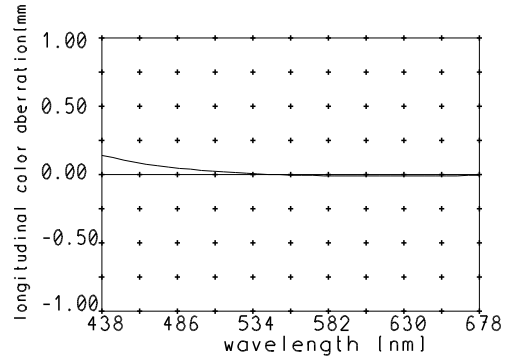


Distortion at ratio -0.01 to -0.05



— sagittal. o Diffraction limited value
 — meridional * Diffraction limited value

Longitudinal color aberration at ratio 0.0x



Named frequencies (line pairs/mm) in modular transfer function (MTF) as well as diagrams of relative light fall-off, distortion and longitudinal color aberration refer to film plane.