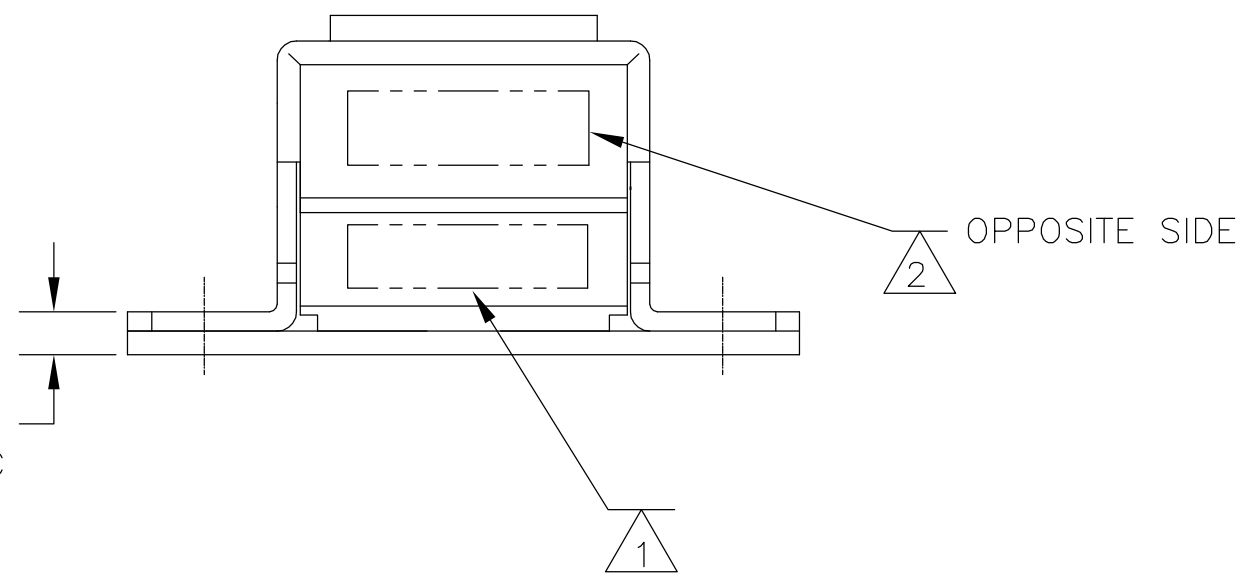
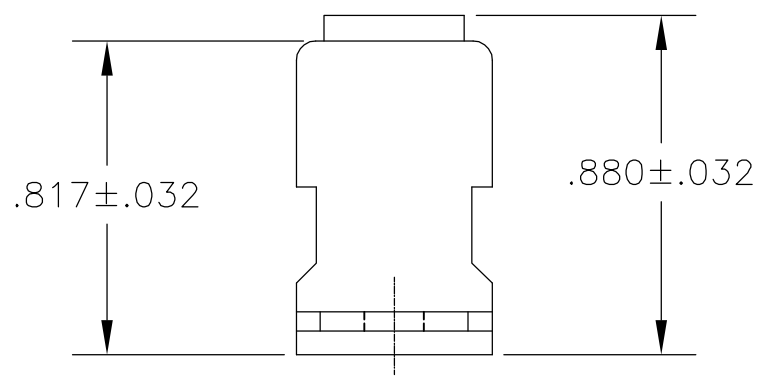
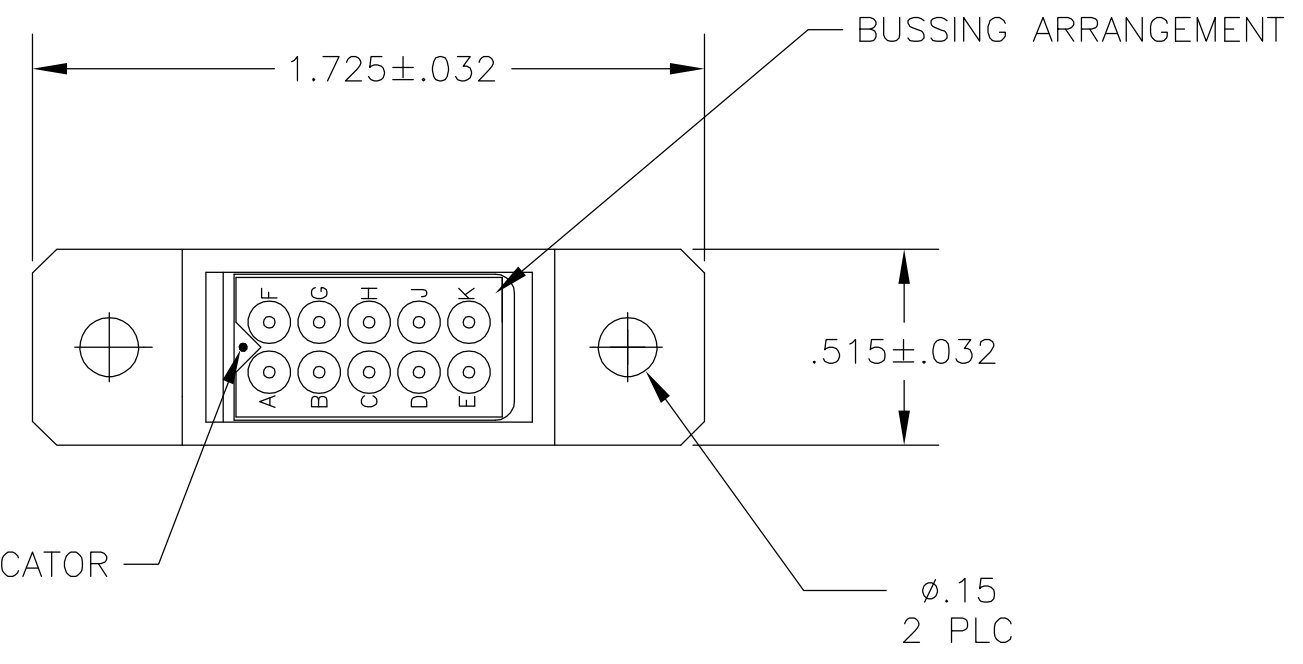


THIS DRAWING IS UNPUBLISHED. RELEASED FOR PUBLICATION  
 © COPYRIGHT BY TYCO ELECTRONICS CORPORATION. ALL RIGHTS RESERVED.

LOC	DIST	REVISIONS					
DF	A0	P	LTR	DESCRIPTION	DATE	DWN	APVD
		C		REV PER ECO 06-14871	6-23-06	CT	DE

DESCRIPTION	MATERIAL	FINISH
GROMMET	FLUOROSILICONE	COLOR: BLUE
MODULE ASSEMBLY	EPOXY, EPIALL 1908-B OR E-484 OR FIBERITE E-8354	COLOR: BLACK
CONTACT, SOCKET ASSEMBLY	BERYLLIUM COPPER PER ASTM-B194	GOLD PLATE PER MIL-G-45204
CLIP CONTACT RETAINING	BERYLLIUM COPPER PER ASTM-B194 OR STAINLESS STEEL PER QQ-S-766	NONE
BRACKET/ GROUNDING PLATE	AL-ALLOY 6061-T4	CADMIUM PLATE PER QQ-P-416
CONTACT PIN	COPPER ALLOY PER MIL-C-39029/1	GOLD PLATE PER MIL-G-45204
SEALING PLUGS	F.E.D. PER MIL-P-19468	COLOR: RED



- 1 MODULE ASSEMBLY MARKED WITH "AMP", AMP PART NO., DATE CODE & AMP CAGE CODE 00779 AT APPROXIMATE AREA SHOWN.
- 2 MODULE ASSEMBLY MARKED WITH CUSTOMER PART NO. 65610-01807-101 ON OPPOSITE SIDE.
- 3. PIN CONTACTS AND SEALING PLUGS PACKAGED SEPARATELY AS REQUIRED.

592855-1  
 PART NUMBER

THIS DRAWING IS A CONTROLLED DOCUMENT.		DWN J. KAISER 19JUN2003	<b>AMP</b> Tyco Electronics Corporation Harrisburg, PA 17105-3608	
DIMENSIONS: INCHES		CHK D.EABY 7-7-03		
TOLERANCES UNLESS OTHERWISE SPECIFIED:		APVD D.EABY 7-7-03	NAME	
0 PLC ± -		PRODUCT SPEC	MODULE, FEED-BACK WITH GROUNDING BRACKET SIZE 20 ASSEMBLY TJ	
1 PLC ± -		APPLICATION SPEC	SIZE	CAGE CODE
2 PLC ± .02		WEIGHT -	A3	00779
3 PLC ± .005		CUSTOMER DRAWING	DRAWING NO	C-592855
4 PLC ± -		SCALE 2:1	SHEET 1 OF 1	REV C
ANGLES ± -				
MATERIAL SEE TABLE				
FINISH SEE TABLE				