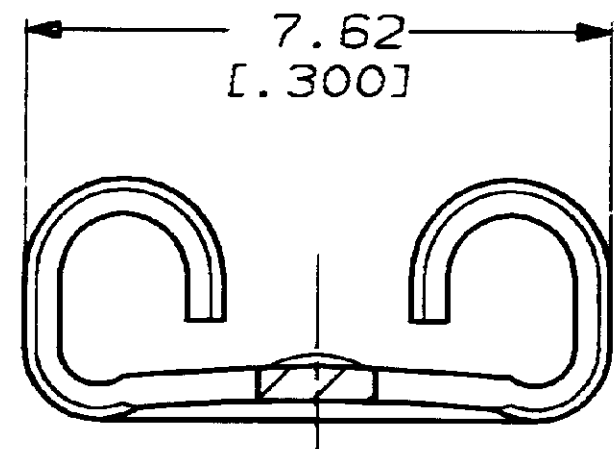
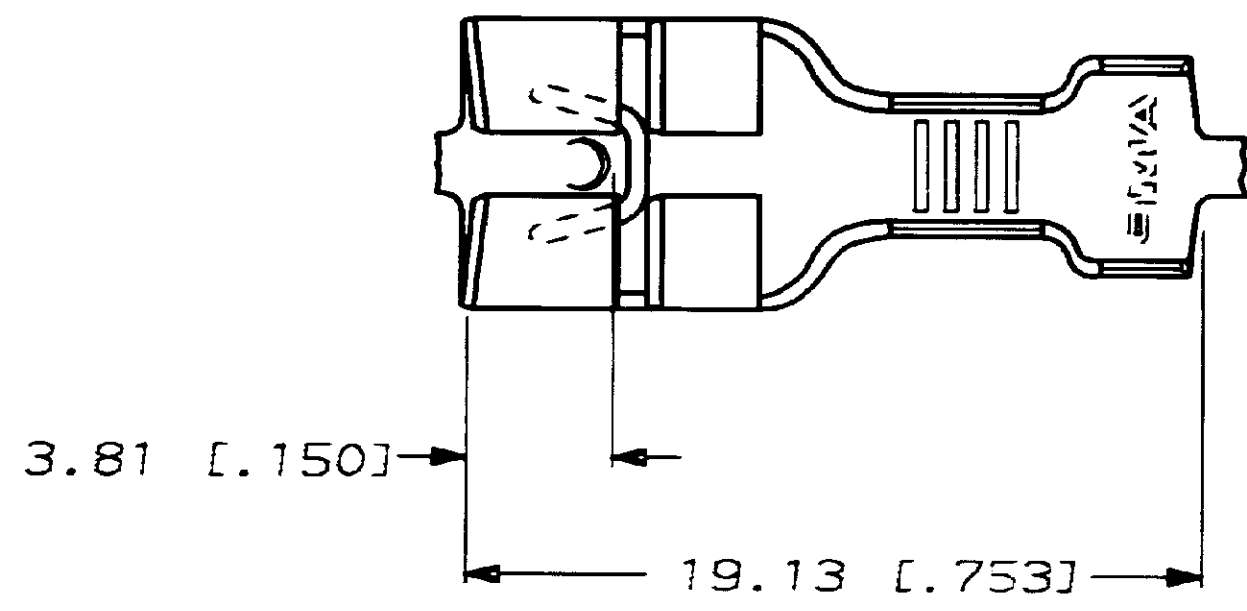


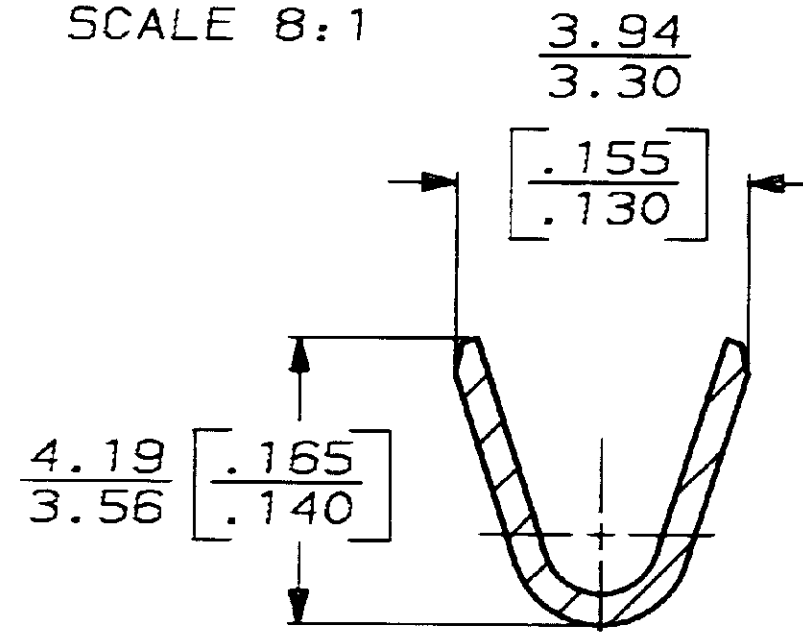
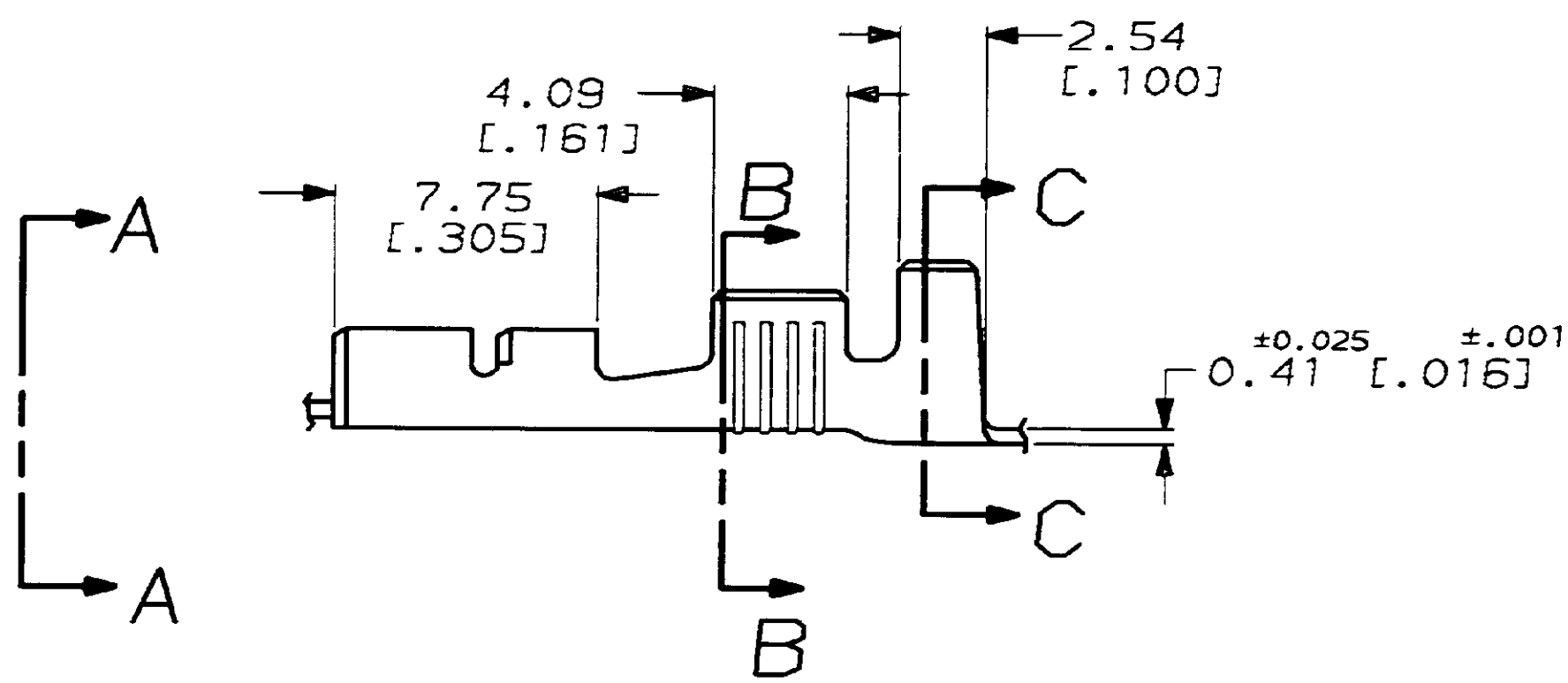
THIS DRAWING IS UNPUBLISHED. RELEASED FOR PUBLICATION .19  
 © COPYRIGHT 19 BY AMP INCORPORATED. ALL INTERNATIONAL RIGHTS RESERVED.

LOC		DIST		REVISIONS				DATE	APPD
P	F	ZONE	LTR	DESCRIPTION					
AF	50			A	REL PER 0197-93			6/11/93	-

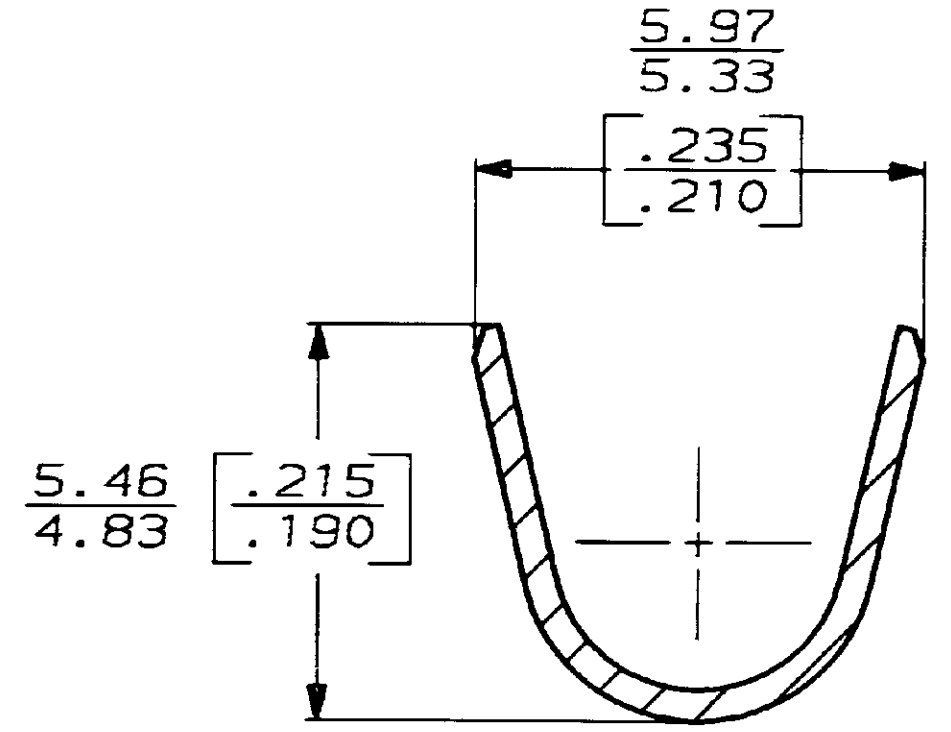
1 CONTINUOUS STRIP ON REELS.



VIEW A-A  
SCALE 8:1



SECTION B-B  
SCALE 8:1



SECTION C-C  
SCALE 8:1

3.05-4.32 DIA [.120-.170] DIA		0.8-2.0mm <sup>2</sup> [18-14] AWG		0.81 [.032]		63674-1	
INSUL RANGE		WIRE SIZE		MATING TAB THK ±0.025 [.001]		PART NO.	
F	4.57 [.180]	5.59 [.220]	F	2.79 [.110]	<b>AMP</b>   AMP INCORPORATED Harrisburg, Pa. 17105		
TYPE	WIDTH	STRIP LENGTH ±.015	TYPE	WIDTH	NAME RECEPTACLE, FASTON, LOW-INSERTION 6.35 [.250] SERIES		
INSUL BARREL CRIMP			WIRE BARREL CRIMP		SIZE	FSCM NO	DRAWING NO
				±0.051 [.002] HEIGHT	<b>B</b>	00779	63674
				WIRE	SCALE	4:1	SHEET 1 OF 1
DO NOT SCALE PRINT. UNLESS SPECIFIED DIMENSIONS ARE IN METRIC TOLERANCES ON: 2 PLC DEC ± 0.25 [.010] 3 PLC DEC ± - ANGLES ± -				MATERIAL TEMP 2 STEEL		FINISH NICKEL 0.00381 [.000150] MIN	
DR 11/5/92 JR RUTH CHK 11/5/92 MS FEHER APPD 11/5/92 C MEYERS APPD 11/5/92 R REINER PRODUCT SPEC				APPLICATION SPEC		WEIGHT -	