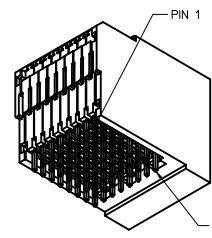
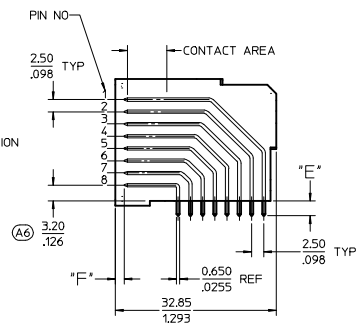
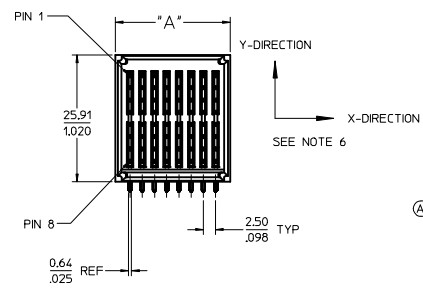
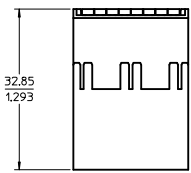
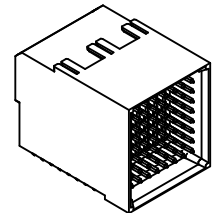
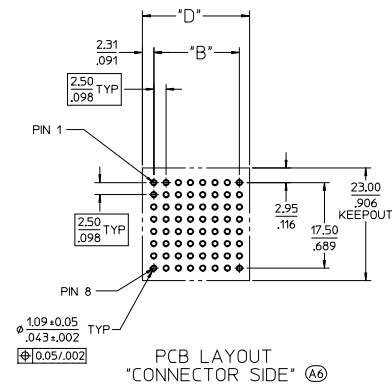


PART NUMBER	CIRCUIT SIZE	DIM "A"	DIM "B"	DIM "D"	DIM "E" TAIL	DIM "F" PIN	MATING MODULE	PLATING
75568-5000	64	23.50/.925	17.50/.689	27.50/1.08	3.07±0.10/ .12±.004	2.51/.099	75548-6000	30µ INCH MIN SELECT HARD GOLD IN CONTACT AREA WITH 100µ INCH MIN SELECT TIN IN TAIL AREA OVER 50µ INCH MIN NICKEL OVERALL
75568-5056	56	21.00/.827	15.00/.591	25.00/.984			75548-6056	
75568-5048	48	18.50/.728	12.50/.492	22.50/.885			75548-6048	
75568-5040	40	16.00/.630	10.00/.394	20.00/.787			75548-6040	
75568-5032	32	13.50/.531	7.50/.295	17.50/.689			75548-6032	
75568-5024	24	11.00/.433	5.00/.197	15.00/.590	75548-6024			
75568-5100	64	23.50/.925	17.50/.689	27.50/1.08	3.07±0.10/ .12±.004	2.80/.110 PIN 8	75548-6000	
75568-5156	56	21.00/.827	15.00/.591	25.00/.984			75548-6056	
75568-5148	48	18.50/.728	12.50/.492	22.50/.885			75548-6048	
75568-5140	40	16.00/.630	10.00/.394	20.00/.787			75548-6040	
75568-5132	32	13.50/.531	7.50/.295	17.50/.689			75548-6032	
75568-5124	24	11.00/.433	5.00/.197	15.00/.590	75548-6024			
75568-5200	64	23.50/.925	17.50/.689	27.50/1.08	3.84±0.10/ .15±.004	2.51/.099	75548-6000	
75568-5256	56	21.00/.827	15.00/.591	25.00/.984			75548-6056	
75568-5248	48	18.50/.728	12.50/.492	22.50/.885			75548-6048	
75568-5240	40	16.00/.630	10.00/.394	20.00/.787			75548-6040	
75568-5232	32	13.50/.531	7.50/.295	17.50/.689			75548-6032	
75568-5224	24	11.00/.433	5.00/.197	15.00/.590	75548-6024			

- NOTES:
- MATERIALS:
 - HOUSING: 30% GLASS FILLED LCP 94V-0, COLOR: BLACK
 - TERMINALS: COPPER ALLOY
 - PLATING: PER ES-88 - SEE CHART
 - LUBRICATION: EB1 IN CONTACT AREA
 - SEE CHART FOR REFERENCE DOCUMENTS
 - MODULE IS DESIGNED FOR SOLDERING TO THE PCB
 - MODULE ASSEMBLY IS RoHS COMPLIANT
 - PLUG MATES WITH RECEPTACLE ASSEMBLIES: 75548-6***
 - GATHERABILITY: +0.65/.026 X-DIRECTION
+1.30/.051 Y-DIRECTION



75568-1000
64 CIRCUIT
(SHOWN FOR REFERENCE ONLY)

REFERENCE DOCUMENTS	
PS-75431-999	PRODUCT SPECIFICATION: PERFORMANCE AND RATINGS
SD-75555-***	MODULE CONFIGURATION DRAWING

UPDATE PART NO. IEC NO: UCP2016-2884 DRVN/BANDURA 2015/11/25 CHKO/BANDURA 2015/11/25 APPR:BPJ/SZCZOR 2015/11/20 REV DESCRIPTION	QUALITY SYMBOLS	GENERAL TOLERANCES (UNLESS SPECIFIED)	DIMENSION STYLE	SCALE	DESIGN UNITS	THIRD ANGLE PROJECTION
	▽=0	4 PLACES ±.008	MM/IN	2:1	METRIC	
	▽=0	3 PLACES ±.013				
	▽=0	2 PLACES ±0.20				
		1 PLACE ±0.33				
		ANGULAR ±1/2°				
		DRAFT WHERE APPLICABLE MUST REMAIN WITHIN DIMENSIONS				
			MATERIAL NO.	DATE	DOCUMENT NO.	SHEET NO.
			SEE CHART	2005/04/11	SD-75568-100	1 OF 1
			THIS DRAWING CONTAINS INFORMATION THAT IS PROPRIETARY TO MOLEX INCORPORATED AND SHOULD NOT BE USED WITHOUT WRITTEN PERMISSION			