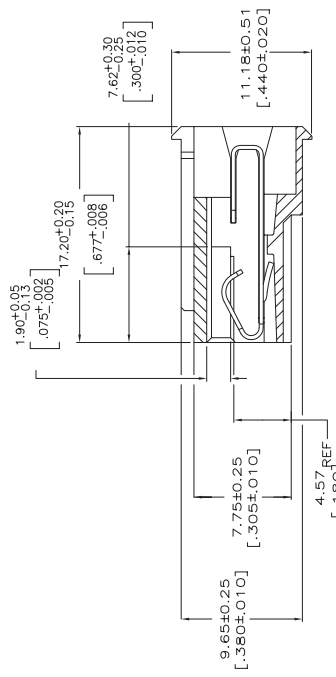
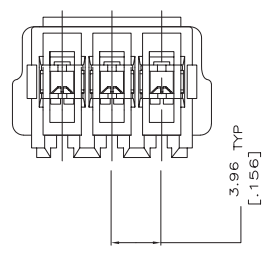
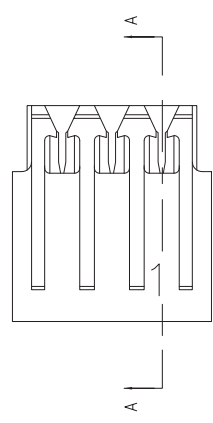
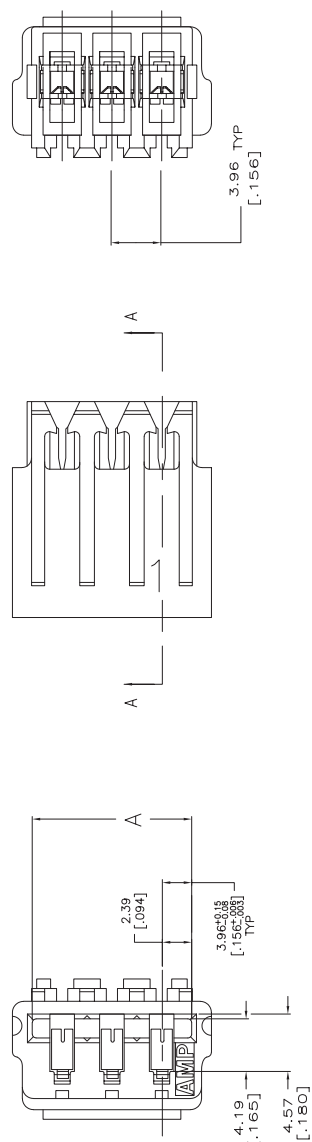
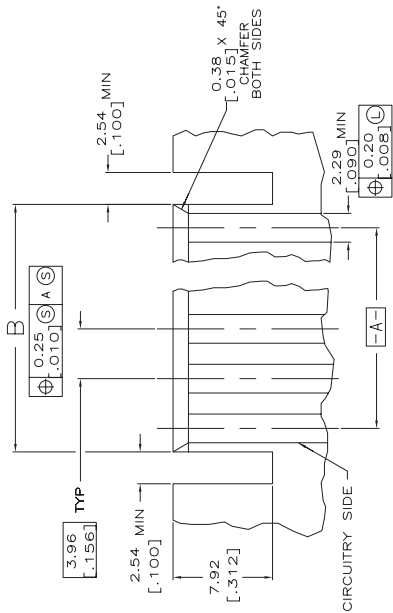


1. MATERIAL: POLYESTER UL94V-0 (BLUE).
 CONTACTS: 0.30 [.012] THK COPPER ALLOY.
 CONTACT ACCEPT #26 AWG WIRE WITH 2.41 [.095] MAXIMUM INSULATION DIAMETER.
2. CONNECTOR MATES WITH 1.57±0.20 [.062±.008] THICK PC BOARD.
3. HOUSING FEATURES: CLOSED END, STANDARD MOUTH WITHOUT MOUNTING EARS.
4. CONTACT FINISH: BRIGHT TIN-LEAD 0.00203 [.00080] MIN THK. MIN THICKNESS OVER NICKEL UNDERPLATE.



SECTION A-A



RECOMMENDED P.C. BOARD LAYOUT

95.50	3.760	95.91	3.776	24	5-640863-4
91.54	3.604	91.95	3.620	23	5-640863-3
87.58	3.448	87.99	3.464	22	5-640863-2
83.62	3.292	84.02	3.308	21	5-640863-1
79.65	3.136	80.06	3.152	20	5-640863-0
71.73	2.824	72.14	2.840	18	4-640863-8
59.84	2.356	60.25	2.372	15	4-640863-5
47.96	1.888	48.36	1.904	12	4-640863-2
36.07	1.420	36.47	1.436	9	3-640863-9
24.18	.952	24.59	.968	6	3-640863-6
12.29	.484	12.70	.500	3	3-640863-3
95.50	3.760	95.91	3.776	24	2-640863-4
91.54	3.604	91.95	3.620	23	2-640863-3
87.58	3.448	87.99	3.464	22	2-640863-2
83.62	3.292	84.02	3.308	21	2-640863-1
79.65	3.136	80.06	3.152	20	2-640863-0
71.73	2.824	72.14	2.840	18	1-640863-8
59.84	2.356	60.25	2.372	15	1-640863-5
47.96	1.888	48.36	1.904	12	1-640863-2
36.07	1.420	36.47	1.436	9	640863-9
24.18	.952	24.59	.968	6	640863-6
12.29	.484	12.70	.500	3	640863-3

CONTACT FINISH	B	A	NO. OF CIRCUITS	PART NUMBER
THIS DRAWING IS A CONTROLLED DOCUMENT. SEE NOTE 1				
DRAWING NO. 241407 KW DB				
DATE 07-01-87				
DESIGNER S				
CHECKED BY				
APPROVED BY				
MATERIAL				
SEE NOTE 1				
CUSTOMER DRAWING				
Type Electronics Corporation Horseshoe, PA 17105-3608				
CARD EDGE CONNECTOR ASSEMBLY, MTA-156				
PART NO. 241407 KW DB				
DRAWING NO. 241407 KW DB				
REVISED BY				
DATE				
REV. 1				
REV. 2				
REV. 3				

