



Smart Technology. Delivered.

CLS69273

698-960 MHz/1695-2700 MHz Low Profile Ceiling Mount Antenna



Patent Pending CLS69273

MULTI-BAND CEILING MOUNTED OMNIDIRECTIONAL ANTENNA

The CLS69273 is an indoor wideband omnidirectional low profile ceiling mount antenna. It is designed to provide pattern coverage that is optimized for indoor coverage requirements at 698-960 MHz, and 1695-2700 MHz for the GSM, DCS, UMTS, and LTE/WiMAX frequency bands. The antenna features a pattern that has been specifically shaped to provide optimal performance from a ceiling mount location. The pattern is also very uniform and symmetrical, providing system integrators with the ability to precisely determine cell size.

FEATURES

- Low profile aesthetically neutral housing
- Mounts directly and easily to ceiling tile
- Performance optimized using Laird proprietary RF optimization tools
- Excellent flame rating

MARKETS / APPLICATIONS

- Small Cells
- Meeting rooms
- Offices
- Hotels
- Museums
- iDAS
- Libraries
- Retail malls
- Bus terminals & train stations
- Other in-building areas

STANDARD CEILING MOUNT



Twist & Lock Ceiling Mount: HKIT-CMx-003

OPTIONAL CEILING MOUNTS



Above Ceiling Mount: HKIT-CMx-001



Hard Ceiling Mount: HKIT-CMx-002



Above Ceiling Mount - Foam Standoff w/Adhesive:
HKIT-CMx-004

PARAMETERS	SPECIFICATIONS							
Frequency Bands, MHz	698-806	824-894	880-960	1695-1880	1850-1990	1910-2170	2300-2500	2500-2700
Peak Gain, dBi (Typ)	2.7	2.6	3.5	5.4	6.4	6.5	6.2	6.8
Peak Gain, dBi (Max)	3.0	3.0	4.1	5.6	7.0	7.0	6.7	7.3
VSWR, Typ	<1.6:1	<1.5:1	<1.8:1	<1.7:1	<1.7:1	<1.7:1	<1.5:1	<1.3:1
VSWR, Max	<2.0:1	<2.0:1	<2.0:1	<2.0:1	<2.0:1	<2.0:1	<2.0:1	<2.0:1
Nominal Impedance	50Ω							
Polarization	Vertical							
Max Power (Ambient 25°C)	50 Watts							
Azimuth Beamwidth	Omnidirectional							
Antenna Dimension (Dia x Ht)	250 x 47.5 mm (9.84" x 1.87")							
Weight	Approx. 0.45 kg (0.99 lbs)							
Operating Temperature	-30°C to +70°C							
Storage Temperature	-40°C to +85°C							
Radome	PC / ABS, White							
Mounting	Ceiling mount (drywall or tile flush mount)							
Flammability Rating (Radome)	UL94 V-0 Rating							
Material Substance Compliance	RoHS							

PART NUMBER	CABLE LENGTH	CONNECTOR
CLS69273-30NF	30 cm (12")	Type N- female
CLS69273-B30NF	30 cm (12")	Type N-female

Americas: +1.847 839.6925
IAS-AmericasEastSales@lairdtech.com

Europe: +44.1628.858941
IAS-EUSales@lairdtech.com

Asia: +86.21.5855.0827.127
IAS-AsiaSales@lairdtech.com

www.lairdtech.com

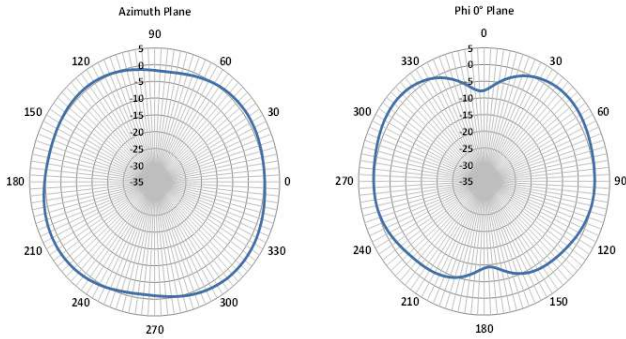
Laird warrants to the original end user customer of its products that its products are free from defects in material and workmanship. Subject to conditions and limitations Laird will, at its option, either repair or replace any part of its products that prove defective by reason of improper workmanship or materials. This limited warranty is in force for the useful lifetime of the original end product into which the Laird product is installed. Useful lifetime of the original end product may vary but is not to exceed five (5) years from the original date of the end product purchase.



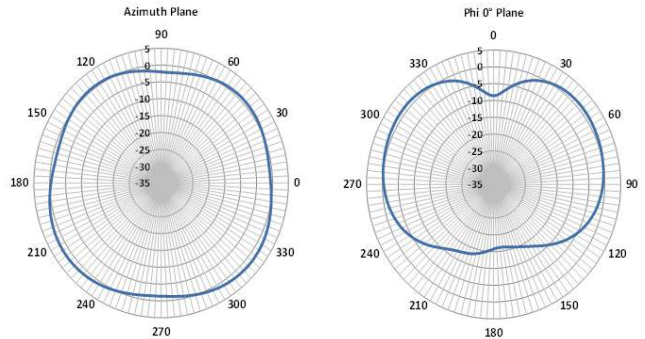
**698-960 MHz/1695-2700 MHz
Low Profile Ceiling Mount Antenna**

PATTERNS

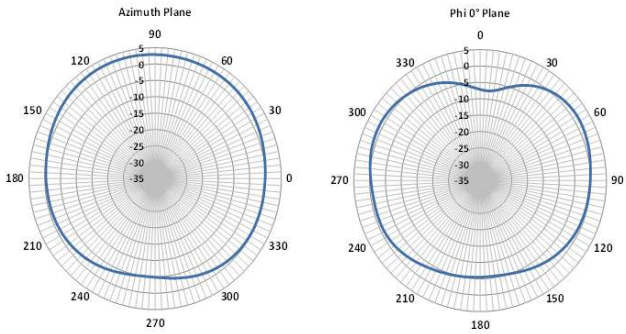
698 MHz



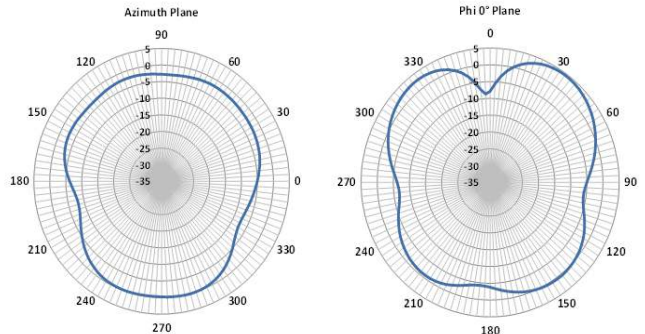
824 MHz



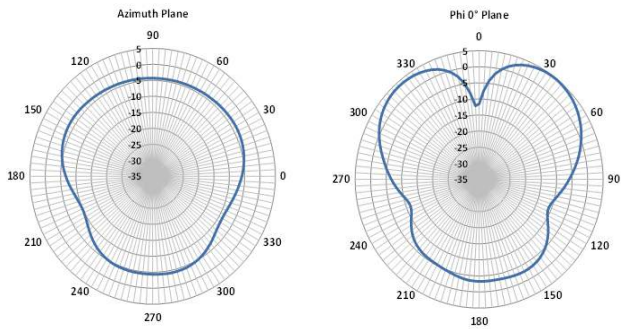
960 MHz



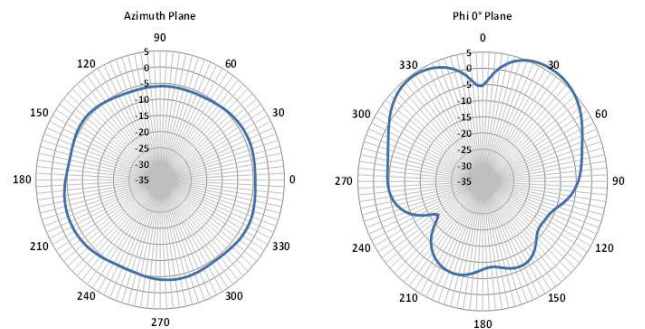
1710 MHz



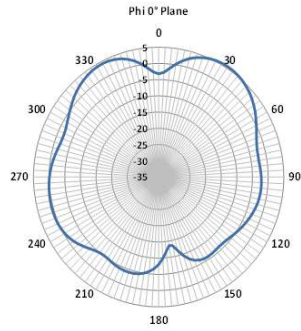
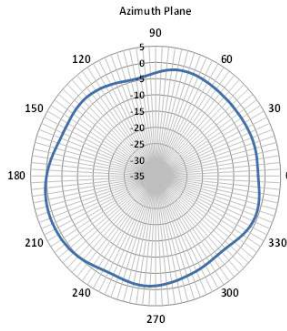
1880 MHz



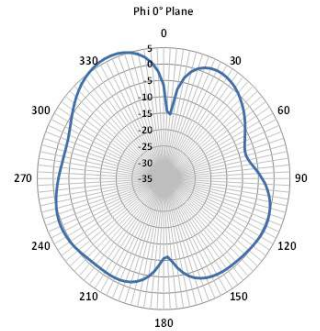
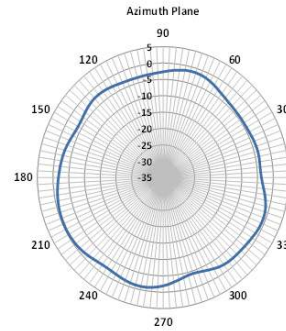
2110 MHz



2305 MHz



2507 MHz



2700 MHz

