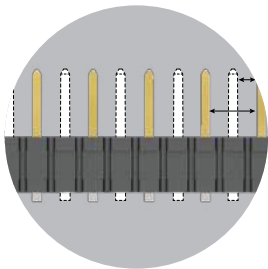


HIGH-POWER SYSTEMS


20-60 A
per blade

FEATURES & BENEFITS


- Current Rating: 23 A - 58.7 A per power blade
- 3.81 mm, 5.00 mm and 6.35 mm pitch
- Dual blade contact system
- Power only or power/signal combinations available
- Right-angle and vertical orientations
- Rugged screw down and locking clip options
- Discrete wire cable assembly with 10-16 AWG wire
- "Hinged" for unique mating in any orientation from 0° to 90° and space confined applications



Selectively loading contacts achieves customer specific creepage and clearance requirements.



Hermaphroditic options available (samtec.com?MPPT)



Hinging options available (samtec.com?FMPT samtec.com?FMPS)

KEY SPECIFICATIONS

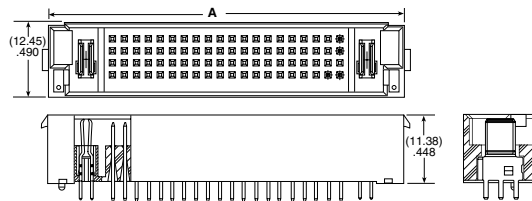
SERIES	PET/PES	PETC/PESC	MPT/MPS	MPTC/MPSC	UPT/UPS	FMPT/FMPS	UPPT	MPPT
PITCH	(6.35 mm) .250"	(6.35 mm) .250" (pwr) (2.54 mm) .100" (sig)	(5.00 mm) .1969"	(5.00 mm) .197" (pwr) (2.00 mm) .079" (sig)	(3.81 mm) .150"	(5.00 mm) .1969"	(3.81 mm) .150"	(5.00 mm) .1969"
CCC (1 PIN)*	58.7 A	31.4 A	28.8 A	28.8 A	23 A	26.7 A	21.4 A	23.3 A
CCC (2 PINS)*	48.5 A	28.0 A	24.7 A	24.7 A	18.6 A	22.9 A	19.8 A	20.5 A
CCC (3 PINS)*	41.1 A	24.4 A	24.1 A	24.1 A	17.5 A	19.1 A	17.1 A	19.4 A
CREEPAGE	(3.66 mm) .144"	(3.66 mm) .144"	(2.86 mm) .113"	(2.86 mm) .113"	(5.5 mm) .217"	(6.53 mm) .257"	(1.91 mm) .075"	(2.95 mm) .116"
CLEARANCE	(3.31 mm) .130"	(3.31 mm) .130"	(2.71 mm) .106"	(2.71 mm) .106"	(1.51 mm) .059"	(2.71 mm) .106"	(1.51 mm) .059"	(2.71 mm) .106"
VAC	725 VAC	Signal: 450 VAC Power: 650 VAC	575 VAC	250 VAC	438 VAC	525 VAC	425 VAC	600 VAC
VDC	1025 VDC	Signal: 636 VDC Power: 919 VDC	812 VDC	354 VDC	620 VDC	742 VDC	600 VDC	848 VDC
CYCLES	100	100	100	100	25	100	100	100

(5.00 mm) .197"(PWR) / (2.00 mm) .079"(SIG) • 30 A SIGNAL/POWER COMBO SYSTEMS

SERIES	POWER PINS	SIGNAL PINS	POWER PINS	LEAD STYLE	TAIL LENGTH	PLATING OPTION	V	OTHER OPTION
MPTC Terminal	Per end -01	-16 -24	Per end -01	-6.30 = (6.30 mm) 0.248" (MPTC only)	-01 = Use with (1.60 mm) .062" Thick PCB	-L = 10 μ" (0.25 μm) Gold on contact, Matte Tin on tail (Power & Signal)		-LC = Locking Clip (Manual placement required)
MPSC Socket	-02	-40 -80	-02	-7.70 = (7.70 mm) 0.303" (MPSC only)	-03 = Use with (2.36 mm) .093" Thick PCB	-T = Matte tin on contact and tail (power), Gold on contact, Matte tin on tail (Signal)		

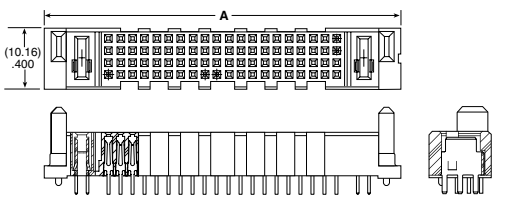

MPTC

Board Mates:
MPSC
Cable Mates:
MPCC



MPSC

Board Mates:
MPTC



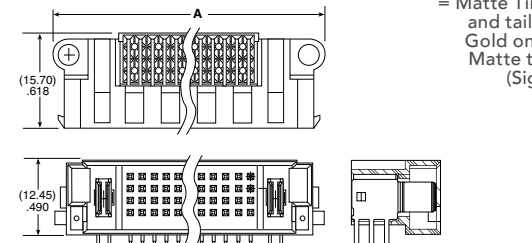
POWER PINS/ENDS	A			
	16 SIGNAL PINS	24 SIGNAL PINS	40 SIGNAL PINS	80 SIGNAL PINS
-01	(27.44) 1.081	(31.45) 1.238	(39.44) 1.553	(59.44) 2.340
-02	(37.44) 1.474	(41.45) 1.632	(49.44) 1.946	(69.44) 2.734

View complete specifications at: samtec.com?MPTC & samtec.com?MPSC

SERIES	POWER PINS	SIGNAL PINS	POWER PINS	01	TAIL LENGTH	PLATING OPTION	RA	OTHER OPTION
MPTC Terminal	Per end -01	-24 -80	Per end -01		-01 = Use with (1.60 mm) .062" Thick PCB	-L = 10 μ" (0.25 μm) Gold on contact, Matte Tin on tail (Power & Signal)		-SD or -LC is a required callout
MPSC Socket	-02		-02		-03 = Use with (2.36 mm) .093" Thick PCB	-T = Matte Tin on contact and tail (power), Gold on contact, Matte tin on tail (Signal)		-SD = Screw Down -LC = Locking Clip (Manual placement required)

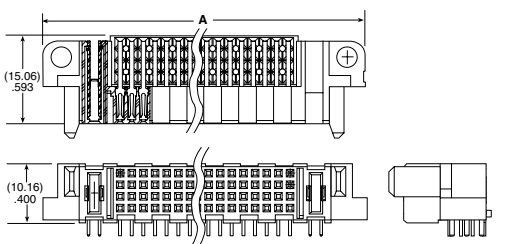

MPTC-RA

Board Mates:
MPSC
Cable Mates:
MPCC



MPSC-RA

Board Mates:
MPTC



POWER PINS/ENDS	A	
	24 SIGNAL PINS	80 SIGNAL PINS
-01	(35.25) 1.388	(63.25) 2.490
-02	(45.25) 1.781	(73.25) 2.884

POWER PINS/ENDS	A	
	24 SIGNAL PINS	80 SIGNAL PINS
-01	(36.25) 1.438	(64.25) 2.540
-02	(46.25) 1.831	(74.25) 2.934

View complete specifications at: samtec.com?MPTC & samtec.com?MPSC

Note: Some lengths, styles and options are non-standard, non-returnable