

21 mm - 2 or 4 Relays RTMA2 Part number 88895203



- Miniature plug-in timer (21 x 27 mm)
- Function A : Delay on energisation
- Multi-range 0.1 s to 10 h
- Excellent noise resistance
- Relay output, 2 or 4 changeover contacts

Part numbers

	Type	Functions	Relay outputs	Nominal rating	Supply voltage	Absorbed power (W)
88 895 203	RTMA2	A	2 timed changeover	5 A AC	24 V AC	1,7

Specifications

Timing ranges	0,1 →1s 1 →10s 0,1 →1 min 1 →10 min 0,1 →1h 1 →10 h
Display precision	-0 % / + 10 % at 25 °C of full scale, according to CEI/EN61812
Repetition accuracy (with constant parameters)	± 0,5 %
Drift Temperature	± 0,05 %/ °C
Drift Voltage	± 0,2 %/V
Maximum reset time by de-energisation during timed delay	50 ms
Maximum reset time by de-energisation after timing	250 ms
Operating range	±15 % of supply (AC) ±10 % of supply (DC)
Frequency (Hz)	50/60 Hz ± 1 Hz
Immunity from micro power cuts : typical	< 5 ms
Ripple	± 10 % (DC)
Operating factor	100 %
Maximum power rating (resistive)	1250 VA / 120 W
Minimum current	100 mA
Maximum breaking voltage	250 V AC
Type of contacts	AgNi
Max. permitted number of operations at 1 max 250 V AC resistive per hour	600
Electrical life at I max. 250 V AC resistive (number of operations)	10 ⁵
Mechanical life (operations)	10 ⁷
Breakdown voltage conforming to IEC/EN 61812-1 and 60601-1	2 kV at 1 mA / 1 min / 50 Hz
Display of output state by LED	Green : power on yellow : output on
Conformity to standards	CEI/EN61812-1, CEI/EN60601-1, EN50081-2, EN61000-6-2, CEI/EN60601-1-2, Directives BT (73/23/CEE + 93/68/CEE (CE marking)) + CEM (89/336/CEE)
Approvals	UL - cUL
Temperature limits use (°C)	-20 →+60
Temperature limits stored (°C)	-40 →+70
Insulation coordination (IEC/EN 60664-1)	4 kV / surge category 3
Degree of protection IEC 60529	IP 50 (casing)
Vibration resistance acc. to IEC/EN 60068-2-6	f = 10 →55 Hz A = 0,35 mm
Relative humidity (no condensation)	95 % max (CEI 60068-2-3)
Electromagnetic compatibility (EMC)	Class 2 according to EN61812-1/A11
Immunity to electrostatic discharges acc. IEC/EN 61000-4-2	Level III (Air 8 K : contact 6kV)
Immunity to radiated, radio-frequency, electromagnetic field acc. IEC/EN 61000-4-3	Level III (10 V/m : 26 M Hz to 1 G Hz / 900 M Hz)
Immunity to rapid transient bursts acc. to IEC/EN 61000-4-4	Level III (Direct 2 kV : coupled 1kV)
Immunity to radio frequency in common mode acc. to IEC/EN 61000-4-6	Level III (10 V (rms) : 0,15 M Hz to 80 Mhz)
Immunity to shock waves according to IEC/EN 61000-4-5	AC : level III (common mode 2 kV, differential mode : 1 kV) DC : MC/MD : 0,5 kV
Immunity to voltage dips and breaks acc. to IEC/EN 61000-4-11	30 % / 10 ms 60 % / 100 ms / 1 s > 95 % 5 s

Mains-borne and radiated emissions acc. to EN 55022
(CISPR22), EN55011 (CISPR11)

Class B

Housing material

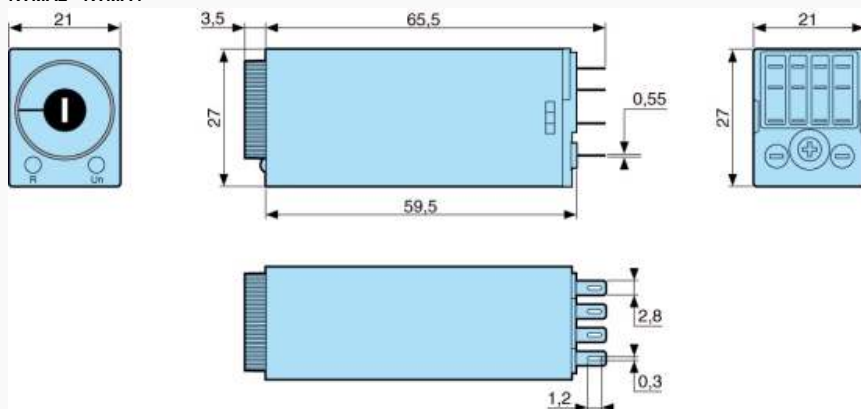
Self-extinguishing

Weight (g)

55

Dimensions (mm)

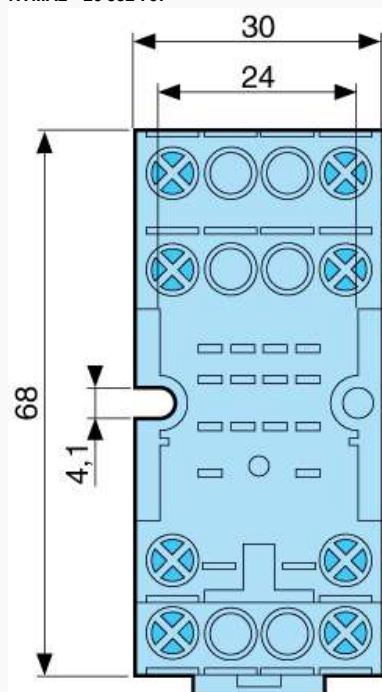
RTMA2 - RTMA4



Dimensions (mm)

Base for DIN rail mounting

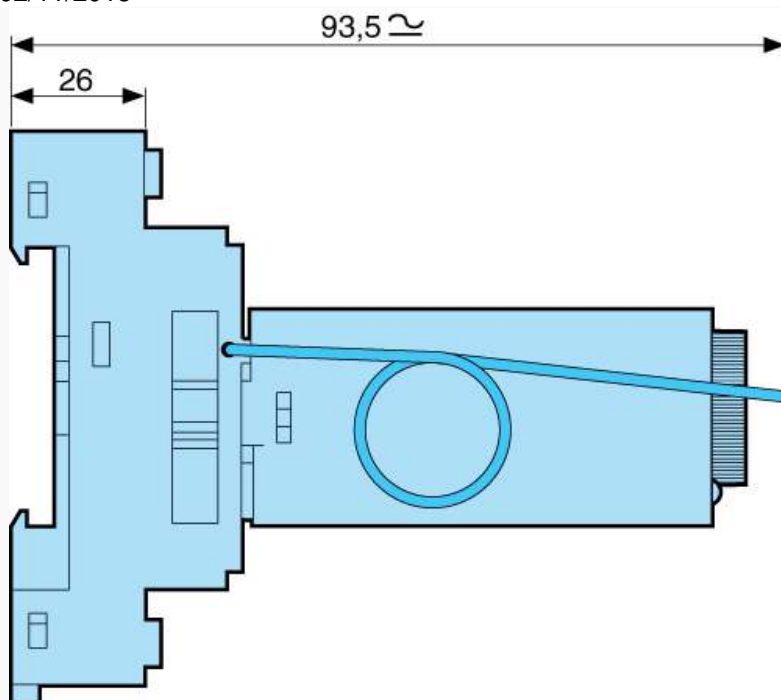
RTMA2 - 26 532 707



Dimensions (mm)

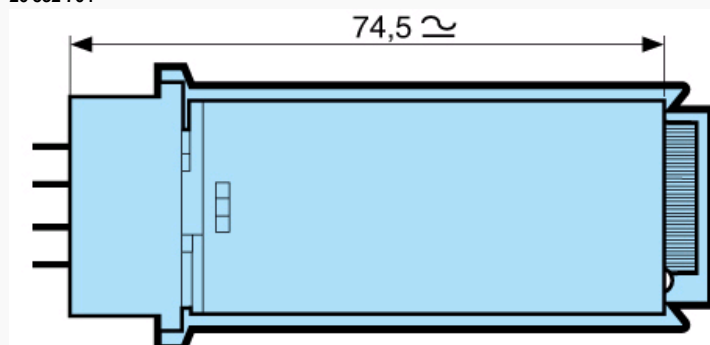
Spring clip for DIN rail base

26 532 702



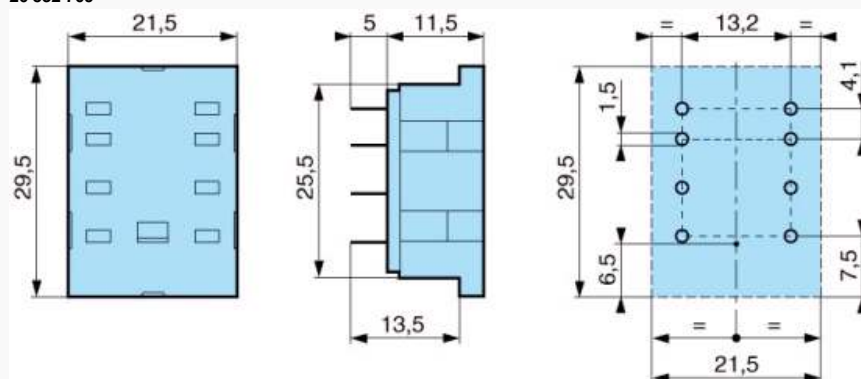
Dimensions (mm)

Spring clip for PCB base
26 532 704



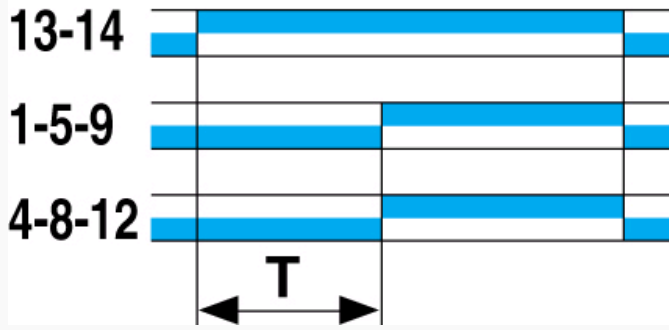
Dimensions (mm)

PCB base RTMA2
26 532 709



Curves

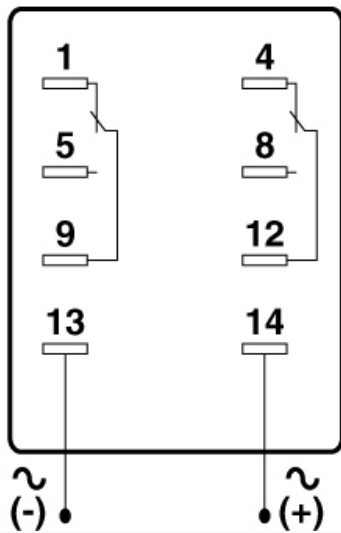
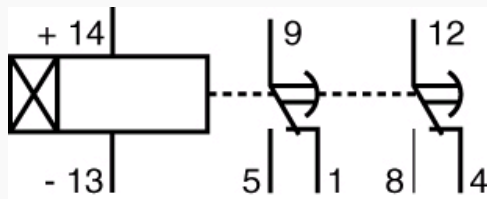
RTMA2



Function A
*** TRADUCTION MANQUANTE ***

Connections

RTMA 2



N°	Legend
	Supply
	Timed or instantaneous (switch set to "INST") relay outputs