






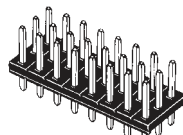

Low-profile, Economical Circuit Jumper Plugs

- Low profiles that are only 5.8 mm (XJ8) and 6.8 mm (XG8S/T) high on the board.
- 2.54-mm high-density grid can be mounted horizontally or vertically.
- From Single-row up to Triple-row Connectors.
- Through-holes handle 0.8-mm wires.
- Designed for easy insertion and protection against accidental removal.
- Highly-reliable 2-point contacts.
- Thin Plug Housing (XJ8) employs flame-resistant PPS resin.
- See the "Standards certification / conformity list" for information on conformity to certification standards.



RoHS Compliant

Connectors

Model	XG8S	XG8T	XJ8B	XJ8C	XJ8D	XJ8A
Appearance	Single-row Plugs 	Double-row Plugs 	Single-row Plugs 	Double-row Plugs 	Triple-row Plugs 	Jumper Socket 
Page	2	3	4			6

Ratings and Characteristics

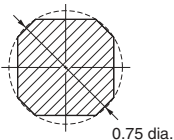
Item	Gold plating	Tin plating
Rated voltage	2 A	
Rated current	300 VAC	
Contact resistance	20 mΩ max. (at 20 mV, 100 mA max.)	
Insulation resistance	1,000 MΩ min. (at 500 VDC)	
Dielectric strength	750 VAC for 1 min (leakage current: 1 mA max.)	
Total insertion force (See note.)	1.96 N max.	7.85 N max.
Total removal force (See note.)	0.39 N min.	0.98 N min.
Insertion durability	50 times	20 times
Ambient operating temperature	- 55 to 105°C (with no icing at low temperature)	

Note: Insertion and removal force are for the XJ8A.

Materials and Finish

Item	XJ8A	XJ8B/C/D	XG8S/T
Housing	Fiber-glass reinforced PBT resin (UL94 V-0)/black or natural	Fiber-glass reinforced PPS resin (UL94 V-0)/black	Fiber-glass reinforced PBT resin (UL94 V-0)/black
Contacts	Phosphor bronze/nickel base, 0.15-μm gold plating	Brass/nickel base, 0.15-μm gold plating (See note.)	Brass/nickel base, 0.15-μm gold plating
	Phosphor bronze/nickel base, 2.0-μm tin plating	---	Brass/nickel base, 2.0-μm tin plating

Cross-sectional View of Terminal

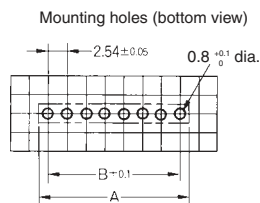
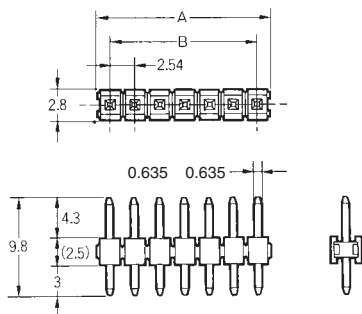
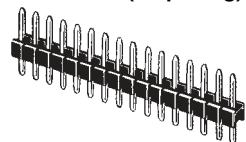


XG8S Single-row Jumper Plugs

■ Dimensions

(unit: mm)

XG8S-□□31 (gold plating)
XG8S-□□41 (tin plating)



Dimensions

No. of contacts	Dimensions (mm)	
	A	B
2	5.1	2.54
3	7.6	5.08
4	10.2	7.62
6	15.2	12.70
8	20.3	17.78
16	40.6	38.10
18	45.7	43.18

■ Ordering Information

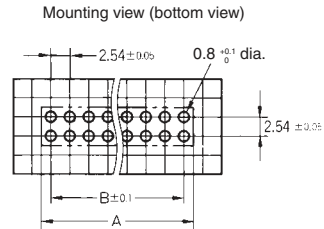
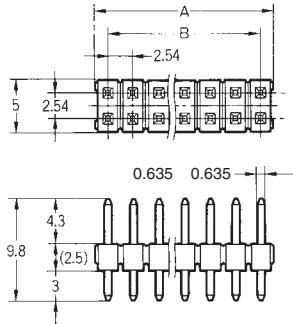

No. of contacts	Model Plugs with straight terminals	
	Model (gold plating)	Model (tin plating)
2	XG8S-0231	XG8S-0241
3	XG8S-0331	XG8S-0341
4	XG8S-0431	XG8S-0441
6	XG8S-0631	---
8	XG8S-0831	XG8S-0841
16	XG8S-1631	XG8S-1641
18	XG8S-1831	---

XG8T Double-row Jumper Plugs

■ Dimensions

(unit: mm)

XG8T-□□31 (gold plating)
XG8T-□□41 (tin plating)



Dimensions

No. of contacts	Dimensions (mm)	
	A	B
2	2.5	---
4	5.1	2.54
6	7.6	5.08
8	10.2	7.62
10	12.7	10.16
12	15.2	12.70
14	17.8	15.24
16	20.3	17.78
18	22.9	20.32
20	25.4	22.86

■ Ordering Information

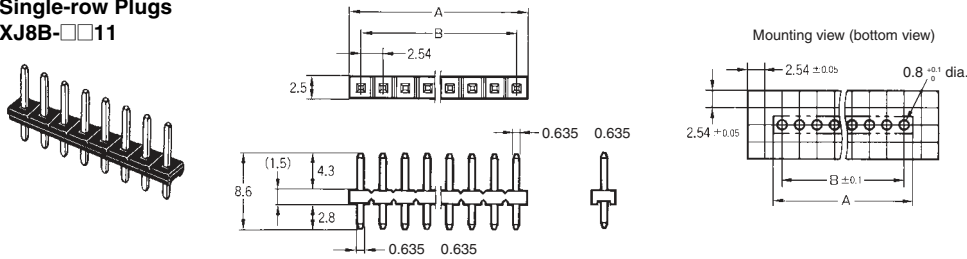
No. of contacts	Model	
	Model (gold plating)	Model (tin plating)
2	XG8T-0231	XG8T-0241
4	XG8T-0431	XG8T-0441
6	XG8T-0631	XG8T-0641
8	XG8T-0831	XG8T-0841
10	XG8T-1031	XG8T-1041
12	XG8T-1231	XG8T-1241
14	XG8T-1431	XG8T-1441
16	XG8T-1631	XG8T-1641
18	XG8T-1831	XG8T-1841
20	XG8T-2031	XG8T-2041

XJ8B/XJ8C/XJ8D Low-profile Single-, Double-, and Triple-row Jumper Plugs

■ Dimensions

(unit: mm)

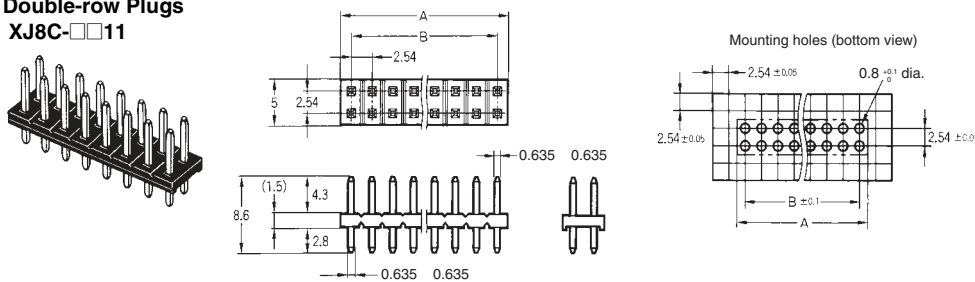
Single-row Plugs XJ8B-□□11



Dimensions

No. of contacts	Dimensions (mm)	
	A	B
2	5.1	2.54
3	7.6	5.08
4	10.2	7.62
5	12.7	10.16
6	15.2	12.70
7	17.8	15.24
8	20.3	17.78
9	22.9	20.32
12	30.5	27.94
14	35.6	33.02
16	40.6	38.10

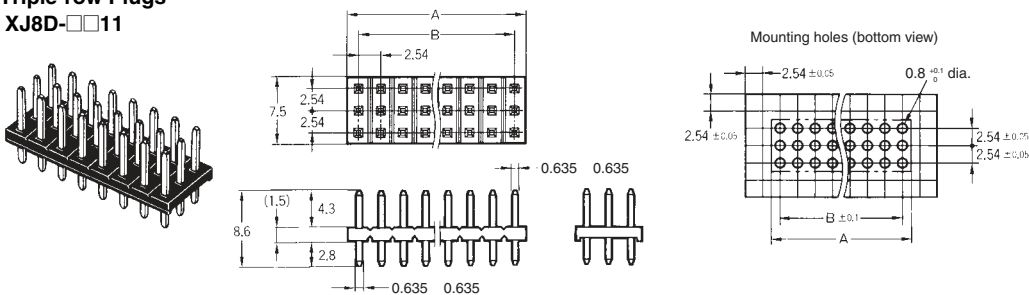
Double-row Plugs XJ8C-□□11



Dimensions

No. of contacts	Dimensions (mm)	
	A	B
2	2.5	---
4	5.1	2.54
6	7.6	5.08
8	10.2	7.62
10	12.7	10.16
12	15.2	12.70
14	17.8	15.24
16	20.3	17.78

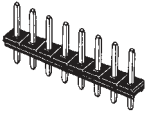


Triple-row Plugs XJ8D-□□11



Dimensions

No. of contacts	Dimensions (mm)	
	A	B
3	2.5	---
6	5.1	2.54
9	7.6	5.08
12	10.2	7.62
15	12.7	10.16
18	15.2	12.70
21	17.8	15.24
24	20.3	17.78

■ Ordering Information

Single-row Plugs		Double-row Plugs		Triple-row Plugs	
					
No. of contacts	Model (gold plated)	No. of contacts	Model (gold plated)	No. of contacts	Model (gold plated)
2	XJ8B-0211	2	XJ8C-0211	3	XJ8D-0311
3	XJ8B-0311	4	XJ8C-0411	6	XJ8D-0611
4	XJ8B-0411	6	XJ8C-0611	9	XJ8D-0911
5	XJ8B-0511	8	XJ8C-0811	12	XJ8D-1211
6	XJ8B-0611	10	XJ8C-1011	15	XJ8D-1511
7	XJ8B-0711	12	XJ8C-1211	18	XJ8D-1811
8	XJ8B-0811	14	XJ8C-1411	21	XJ8D-2111
9	XJ8B-0911	16	XJ8C-1611	24	XJ8D-2411
12	XJ8B-1211				
14	XJ8B-1411				
16	XJ8B-1611				

XJ8A Jumper Socket

■ Dimensions

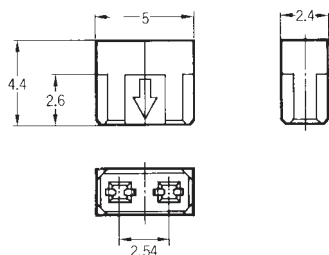
(unit: mm)

Jumper Socket

XJ8A-0211 (gold plating/black)

XJ8A-0241 (tin plating/black)

XJ8A-0214 (gold plating/natural)



■ Ordering Information

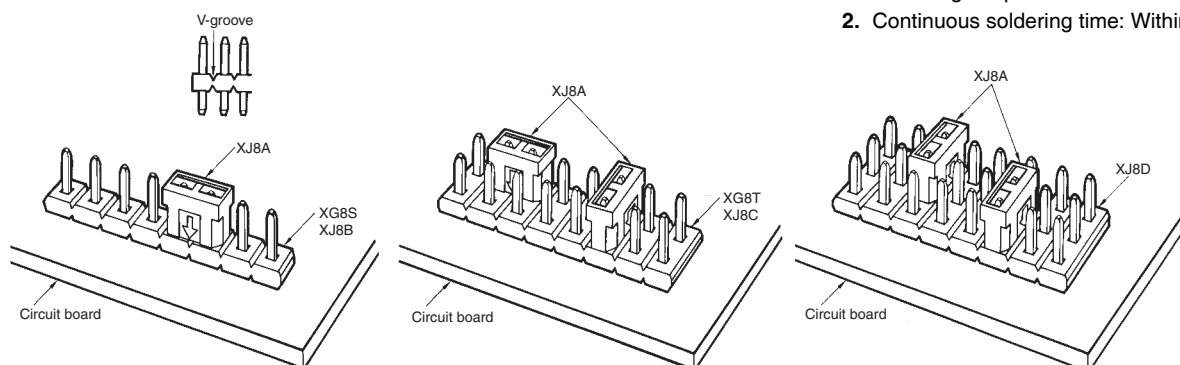
No. of contacts	Type		
	Plating	Housing color	Model
2	Gold plating	Black	XJ8A-0211
	Tin plating	Black	XJ8A-0241
	Gold plating	Natural	XJ8A-0214

■ Precautions

Correct Use

- Plugs can be easily cut along the V-groove.
- Jumper Socket should be inserted so that the arrow points down.

Mounting Example



Automated Soldering Conditions (Jet Flow)

1. Soldering temperature: $250 \pm 5^{\circ}\text{C}$
2. Continuous soldering time: Within 5 ± 1 s

Please check each region's Terms & Conditions by region website.

OMRON Corporation
Electronic and Mechanical Components Company

Regional Contact

Americas

<https://www.components.omron.com/>

Asia-Pacific

<https://ecb.omron.com.sg/>

Korea

<https://www.omron-ecb.co.kr/>

Europe

<http://components.omron.eu/>

China

<https://www.ecb.omron.com.cn/>

Japan

<https://www.omron.co.jp/ecb/>