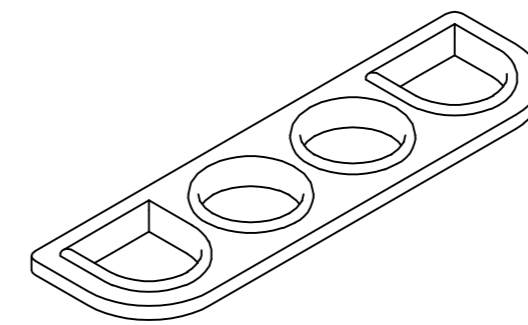
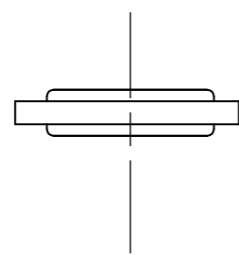
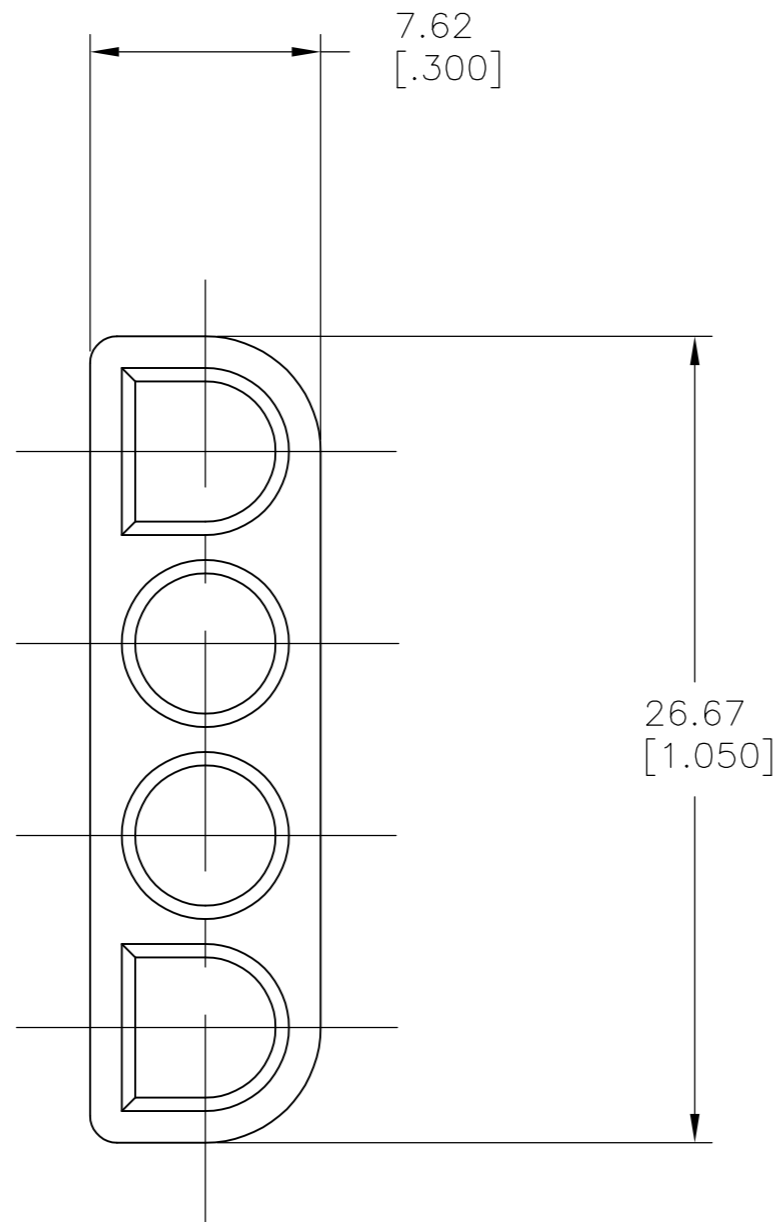


THIS DRAWING IS UNPUBLISHED. RELEASED FOR PUBLICATION
 © COPYRIGHT - By - ALL RIGHTS RESERVED.

LOC	DIST	REVISIONS			
P	LTR	DESCRIPTION	DATE	DWN	APVD
CM	53	C	REVISED PER ECR-12-011218	08OCT12	KH TM

- 1 MATERIAL: SELF LUBRICATING SILICON RUBBER
COLOR: BLUE
- 2 DIMENSIONS IN BRACKETS ARE IN INCHES.



3-DIMENSIONAL MODEL NTS

794273-1
PART NUMBER

THIS DRAWING IS A CONTROLLED DOCUMENT.		DWN B. LEWIS 3-25-97																				
DIMENSIONS: mm [INCHES]		CHK R. SWING 3-25-97																				
TOLERANCES UNLESS OTHERWISE SPECIFIED:		APVD D. SELF 3-25-97	NAME INTERFACE SEAL,4 CIRCUIT, UNIVERSAL MATE-N-LOK™																			
<table border="1"> <tr><td>0 PLC</td><td>±</td><td>-</td></tr> <tr><td>1 PLC</td><td>±</td><td>-</td></tr> <tr><td>2 PLC</td><td>±</td><td>0.38[.015]</td></tr> <tr><td>3 PLC</td><td>±</td><td>-</td></tr> <tr><td>4 PLC</td><td>±</td><td>-</td></tr> <tr><td>ANGLES</td><td>±</td><td>0°30'</td></tr> </table>		0 PLC	±	-	1 PLC	±	-	2 PLC	±	0.38[.015]	3 PLC	±	-	4 PLC	±	-	ANGLES	±	0°30'	PRODUCT SPEC APPLICATION SPEC	SIZE A2	CAGE CODE 00779
0 PLC	±	-																				
1 PLC	±	-																				
2 PLC	±	0.38[.015]																				
3 PLC	±	-																				
4 PLC	±	-																				
ANGLES	±	0°30'																				
MATERIAL 1	FINISH -	WEIGHT -	DRAWING NO C=794273	RESTRICTED TO -																		
CUSTOMER DRAWING			SCALE 4:1	SHEET 1 of 1																		
			REV C																			