

**FL Series Quartz Crystal Legacy NKS3 Series**  
**3.2 x 2.5mm**

**Miniature Quartz Crystal Ceramic SMD**

**FL**



3.2 x 2.5mm Ceramic SMD

**Product Description**

The 4-pad FL series seam seal devices incorporate a sub-miniature AT-cut crystal resonator housed in a standard 3.2 x 2.5mm ceramic package.

These compact crystals are ideal for surface mounting in densely populated or small form-factor PCB applications.

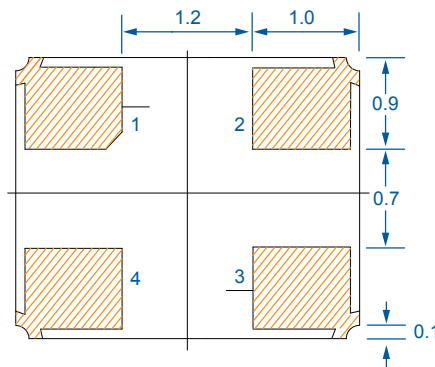
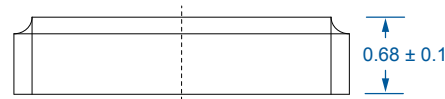
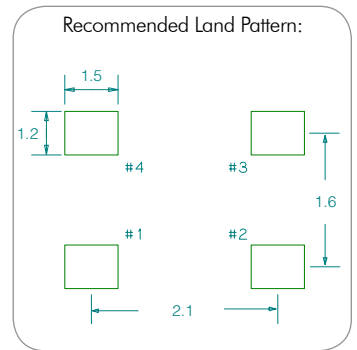
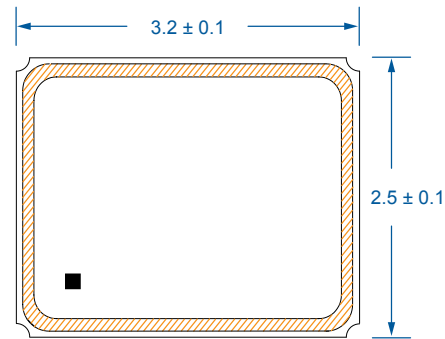
**Product Features**

- Rugged AT-cut crystal construction
- Miniature 3.2 x 2.5mm ceramic package
- Available on tape & reel; 8mm tape, 3000 units per reel
- Pb-free and RoHS/Green compliant

**Typical Applications**

- GSM, CDMA, GPRS
- PCMCIA Cards
- Portable / hand-held PCs
- Notebook PC
- HDD
- GPS
- Bluetooth
- Wireless LAN
- UWB
- ZigBee
- Digital Tuner

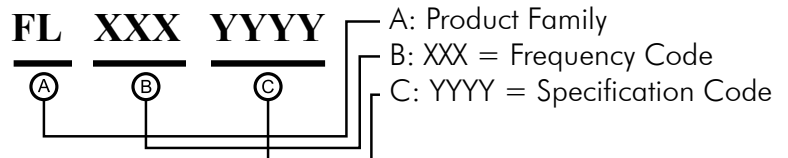
**Package:** (Scale: none; dimensions are in mm)



**Pin Functions:**

Pin	Function
1	Xtal
2	Case
3	Xtal
4	Case

**Part Ordering Information:**



Following the above format, Saronix-eCera part numbers will be assigned upon confirmation of exact customer requirements.

# Miniature Quartz Crystal Ceramic SMD **FL**



A product Line of  
Diodes Incorporated



**FL Series Quartz Crystal**  
**Legacy NKS3 Series | 3.2 x 2.5mm**

## Frequency Range:

- 8 MHz to 66.0000 MHz (Fundamental)

## Characteristics at 25°C ±2°C:

- Frequency Calibration Tolerance: ±10ppm, ±20ppm, or ±30ppm
- Load Capacitance: 8 to 32pF or Series Resonance
- Effective Series Resistance (ESR):
  - 500Ω max (8 to 11.9 MHz)
  - 80Ω max (12 to 19.9 MHz)
  - 60Ω max (20 to 29.9 MHz)
  - 40Ω max (30 to 66 MHz)
- Drive Level: 10μW typ. (100μW max)
- Shunt Capacitance: 5pF Max

## Temperature Range:

- Operating: -20 to +70°C or -40 to +85°C or -40 to +125°C
- Storage: -55 to +125°C

## Temperature Stability:

- ±10ppm, ±20ppm, ±30ppm, or ±50ppm (-20 to +70°C)
- ±30ppm, or ±50ppm (-40 to +85°C)
- ±50ppm, or ±70ppm (-40 to 125°C)

## Aging at 25°C, First Year:

- ±3ppm Max

## Reflow Temperature:

- 260°C Max, 10 seconds Max

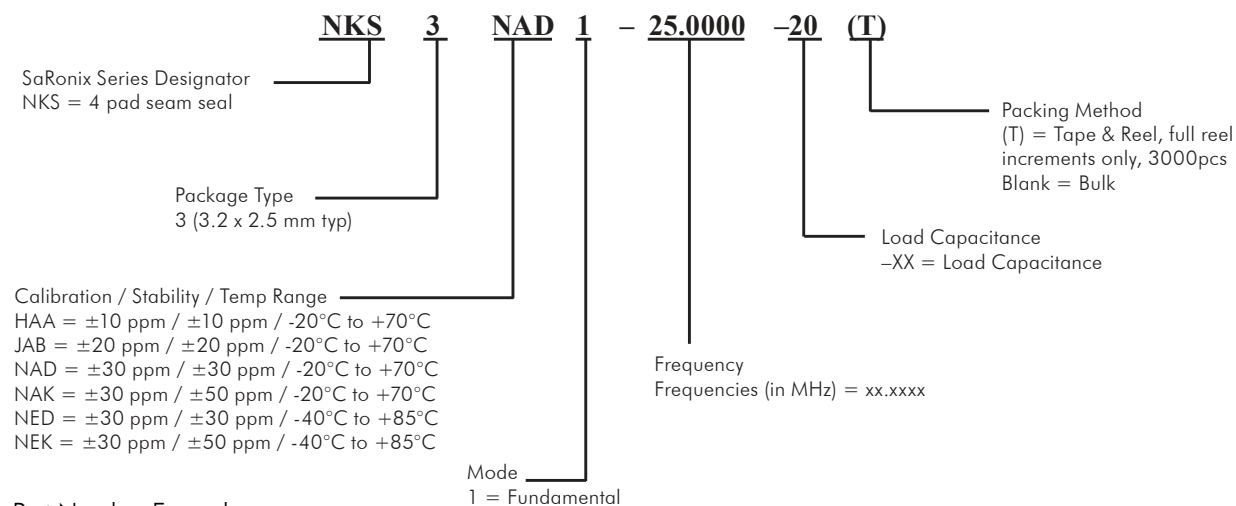
## Mechanical

- Shock: JESD22-B104 Condition B
- Solderability: J-STD-002
- Terminal Strength: MIL-STD-883 Method 2004
- Vibration: JESD22-B103
- Solvent Resistance: JESD22-B107
- Resistance to Soldering Heat: J-STD-020C Table 5-2 Pb-free devices (3 cycles max)

## Environmental

- Gross Test Leak: JESD22-A109, Condition C
- Fine Test Leak: JESD22-A109, Condition A1
- Moisture Resistance: JESD22-A113
- Insulation Resistance: 500 MΩ min (100 VDC)

## Legacy Ordering Information - For Reference Only:



### Part Number Example:

Spec: Freq 18.1234MHz, ±30ppm calib, ±30ppm stab, -20 to +70°C, 16pF, T&R = NKS3NAD1-18.1234-16(T)