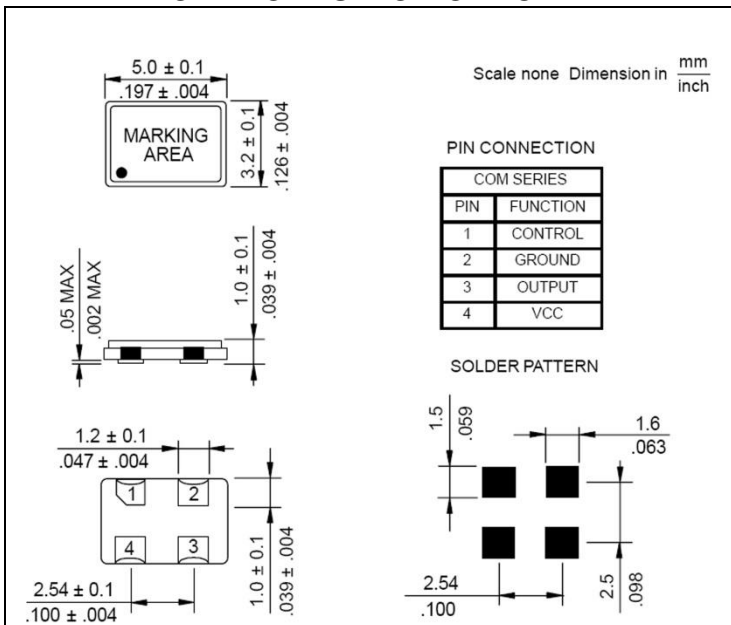


ELECTRICAL SPECIFICATION

PARAMETER	SYMBOL	CONDITIONS	VALUE	UNIT
Nominal Frequency	fo	Ta=25°C	25.000	MHz
Supply Voltage range	V _{CC}	±10%	3.3	VDC
Supply Current, max	I _s	Ta=25°C	20	mA
Operating Temperature Range	Ta	---	-40 to +85	°C
Storage Temperature Range	T _(stg)	Absolute max	-55 ~ +125	°C
Frequency Tolerance	Δf/fo	Inclusive of 25°C Tolerance and Changes due to Operating Temperature, Supply Voltage, Load, Aging, Shock and Vibration	±25	ppm
Output Voltage	V _{OL}	Logic "0" Level	0.1 x V _{CC}	VDC
	V _{OH}	Logic "1" Level	0.9 x V _{CC}	VDC
Output Load	---	CMOS Output	15	pF
Enable / Disable Function	E/D	Pin 1: N.C. (Open) or High	Pin 3 – Oscillation (Enabled)	
		Pin 1: Low	Pin 3 – High Impedance (Disabled)	
Symmetry (Duty Cycle)	DC	@50% V _{DD}	45 to 55	%
Rise Time and Fall Time	tr / tf	@10% to 90% V _{DD}	4	ns
Enable/Disable Time	---	---	100	nsec
Stand-by Current	I _(std-by)	---	10	μA
Start-up Time, max	t _s	V _{OUT} ≥ 90% V _{P-P}	10	ms
Accumulated Jitter, max	---	@pk-pk	50	ps
Jitter, RMS, max	J	@12kHz ~ 20MHz	1	ps

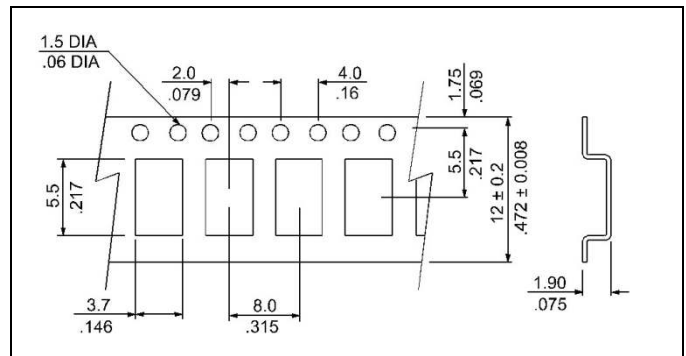
NOTE: HCMOS/TTL Compatible

MECHANICAL SPECIFICATION



NOTE: A capacitor of 0.01 μF between V_{CC} and Ground is recommended

CARRIER TAPE DIMENSIONS



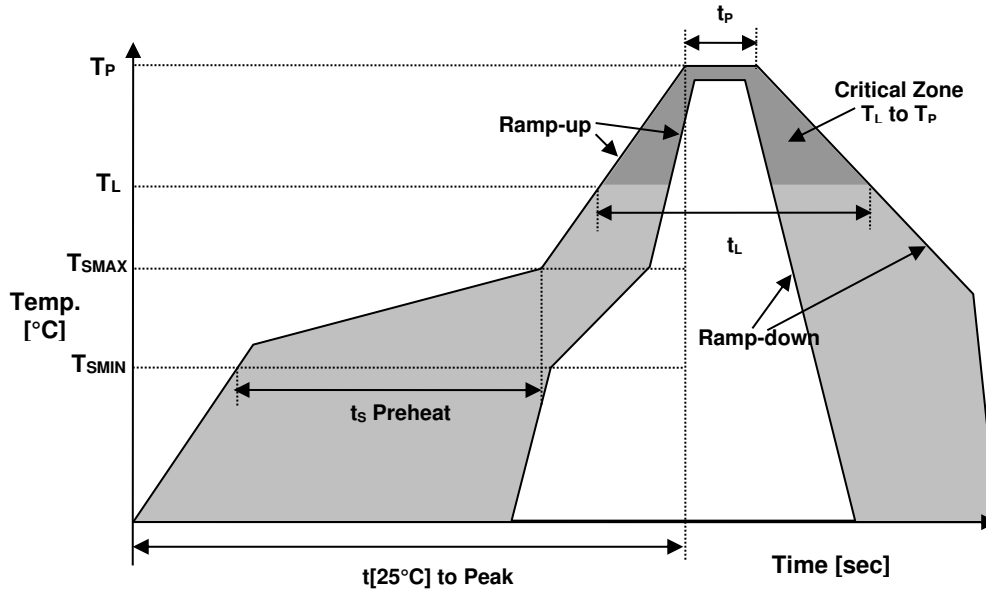
NOTE: REFER TO EIA-481 FOR DIMENSIONS NOT LISTED

PACKAGING

178 mm REEL DIAMETER
12 mm TAPE WIDTH, 8 mm PITCH
QUANTITY: 1000 PIECES PER REEL

IN ACCORDANCE WITH EIA-481

REFLOW PROFILE



Reflow profile		
Temperature Min Preheat	T_{SMIN}	150°C
Temperature Max Preheat	T_{SMAX}	200°C
Time (T_{SMIN} to T_{SMAX})	t_s	60-180 sec.
Temperature	T_L	217°C
Peak Temperature	T_P	260°C
Ramp-up rate	R_{UP}	3°C/sec max.
Ramp-down rate	R_{DOWN}	6°C/sec max.
Time within 5°C of Peak Temperature	t_p	10 sec.
Time $t_{[25^\circ\text{C}]}$ to Peak Temperature	$t_{[25^\circ\text{C}] \text{ to Peak}}$	480 sec.
Time	t_L	60-150 sec.

ENVIRONMENTAL

PARAMETER	VALUE
MOISTURE SENSITIVITY LEVEL	1
RoHS	Compliant
REACH-SVHC	Compliant
HALOGEN-FREE	Compliant
TERMINATION FINISH	Au





A RAMI TECHNOLOGY Company

CLOCK OSCILLATOR

Page 3 of 3

COM23025-25.000-EXT-T-TR-REV C

MARKING

Rx25.00T

•3AEyw

x – Internal Production ID code

y – Year code

YEAR CODE	
Year	Code
2019	9
2020	0
2021	1
2022	2
2023	3
2024	4
2025	5
2026	6
2027	7
2029	8
2029	9

ALPHA WEEK CODE TABLE					
Week	Code	Week	Code	Week	Code
1	a	19	s	37	K
2	b	20	t	38	L
3	c	21	u	39	M
4	d	22	v	40	N
5	e	23	w	41	O
6	f	24	x	42	P
7	g	25	y	43	Q
8	h	26	z	44	R
9	i	27	A	45	S
10	j	28	B	46	T
11	k	29	C	47	U
12	l	30	D	48	V
13	m	31	E	49	W
14	n	32	F	50	X
15	o	33	G	51	Y
16	p	34	H	52	Z
17	q	35	I		
18	r	36	J		

APPROVAL

RALTRON	
DRAWN BY:	KJackson, October 12, 2021
APPROVED BY:	Jlvns, October 12, 2021
REVISION:	A, Initial Release B, CP, October 20, 2021 Added Start-up Time, Jitter C, AR, January 03, 2022 Updated the Current Revision Levels

Raltron Electronics / RAMI Technology USA, LLC, including its affiliates, employees, agents and other persons acting on its behalf (collectively Raltron/RAMI Tech), disclaim any and all liability for any errors or inaccuracies contained in this data sheet. While Raltron/RAMI Tech has made every reasonable effort ensure the accuracy of all product information, specifications and data contained herein, Raltron/RAMI Tech does not guarantee that the information is accurate, reliable or current. The product information is provided only for reference purposes only and is subject to change, correction or revision, at any time without notice. Raltron/RAMI Tech does not assume any liability arising out of an application or use of any product described herein and disclaims any warranties expressed or implied. The user of products in such applications shall assume all risks of such use and will agree to hold Raltron/RAMI Tech, harmless against all damages.

Copyright © 2016, Raltron Electronics / RAMI Technology USA, LLC. All rights reserved. No part of this document may be reproduced in any form without the prior written permission of Raltron Electronics / RAMI Technology USA, LLC.