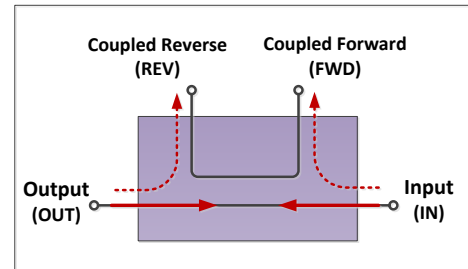


RoHS Compliant

Electrical schematic

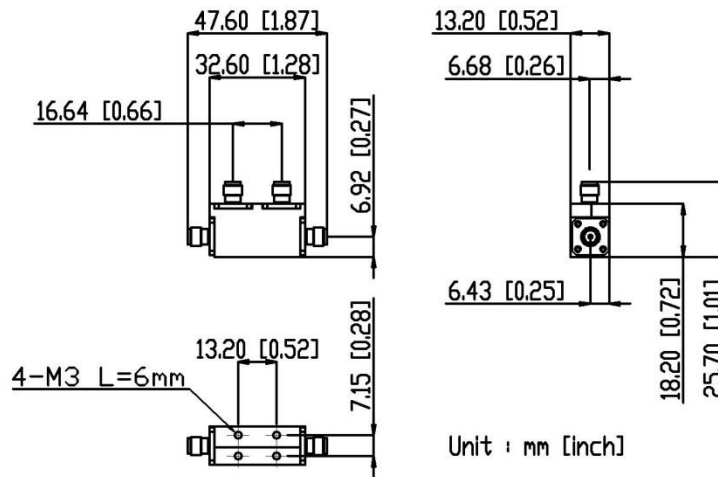


## Electrical Specifications

Parameter	Unit	Frequency (GHz)	Min.	Typ.	Max.	
Nominal Coupling (Forward Direction)	dB	4 – 8	8.75	10	11.25	
Coupling Flatness (Forward Direction)				±0.6	±0.9	
Directivity (Forward Direction)			23	27		
Main Line VSWR	:1			1.15	1.25	
Coupled Line VSWR				1.15	1.25	
Insertion Loss (Including Coupling Loss)	dB				0.9	1.1
Nominal Coupling (Reverse Direction)			8.75	10	11.25	
Coupling Flatness (Reverse Direction)				±0.6	±0.9	
Directivity (Reverse Direction)			21	25		
Average Power Handling			W			

Operated in 50Ω system, 25°C environment.

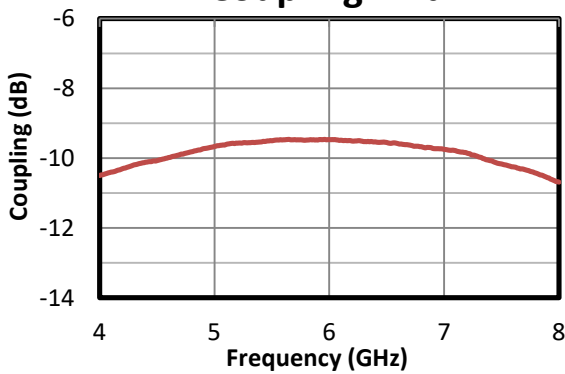
## Outline Drawing



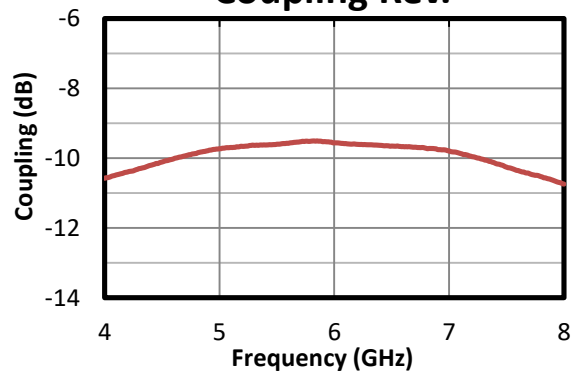
Connectors: SMA Female

## Typical Performance

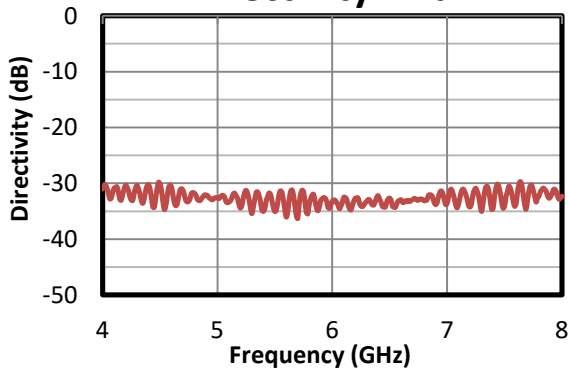
Coupling Fwd.



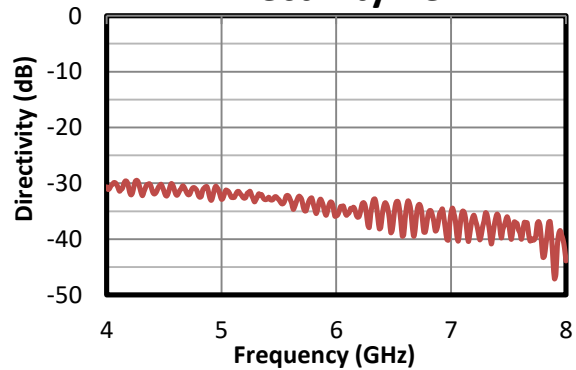
Coupling Rev.

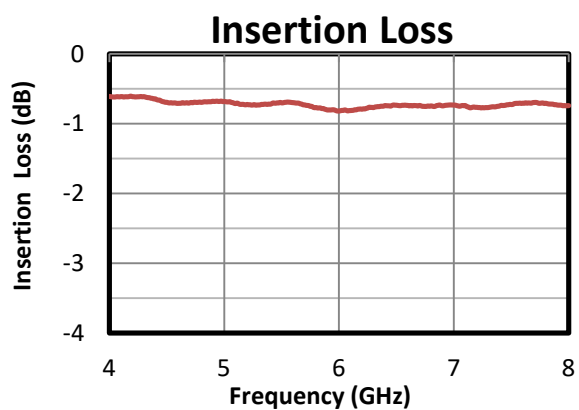
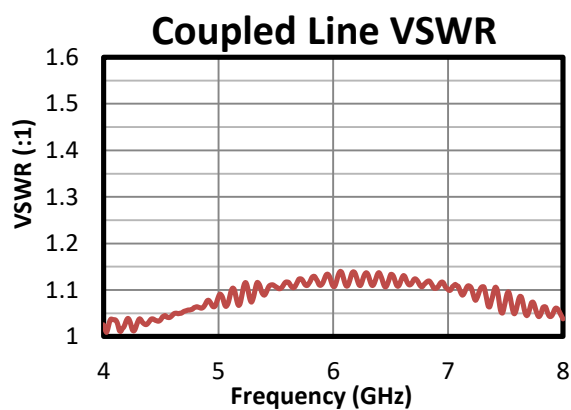
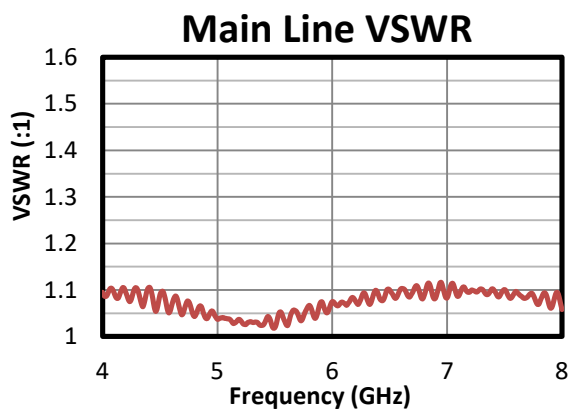


Directivity Fwd.



Directivity Rev.





Typical performance S-parameter file: <https://www.amtery.com/zh-tw/goods-56>

For each S/N S-parameter file, go to <https://www.amtery.com/en/downloads>

Note: Specifications are subject to change without notice.