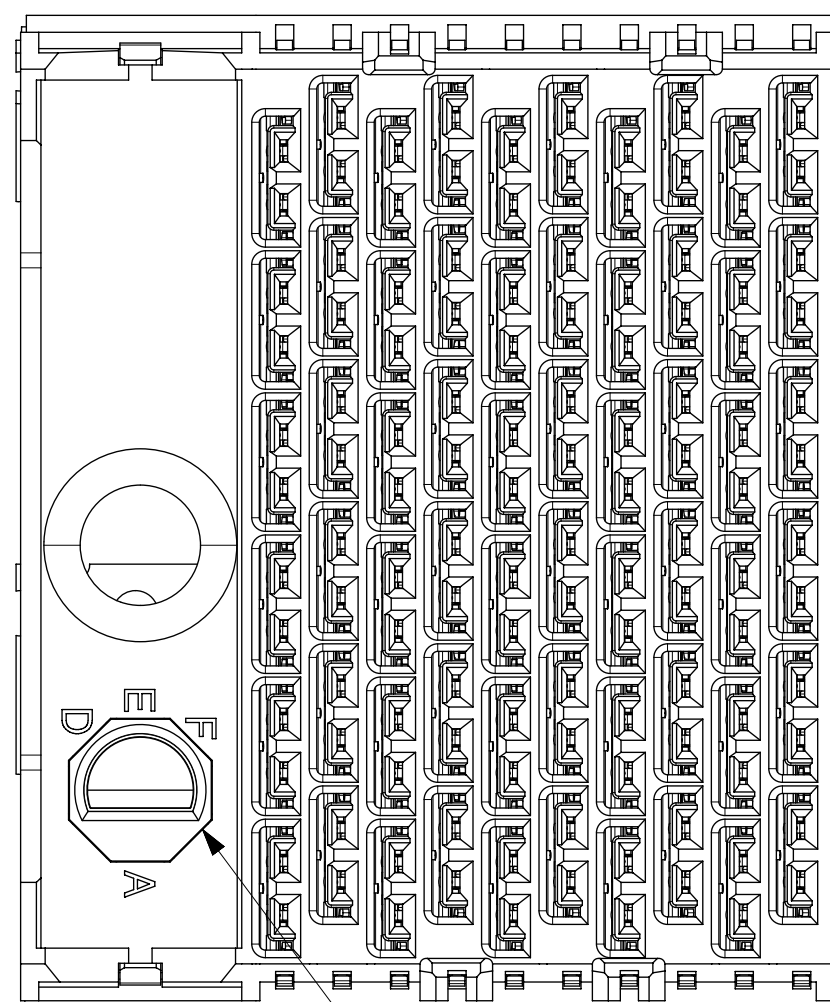
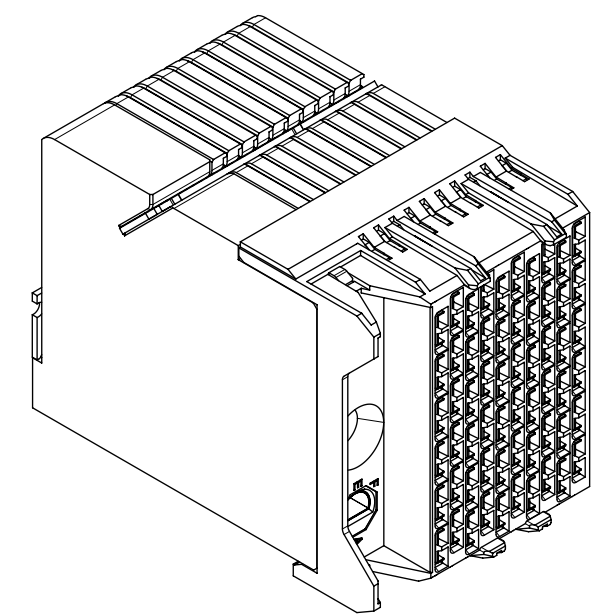
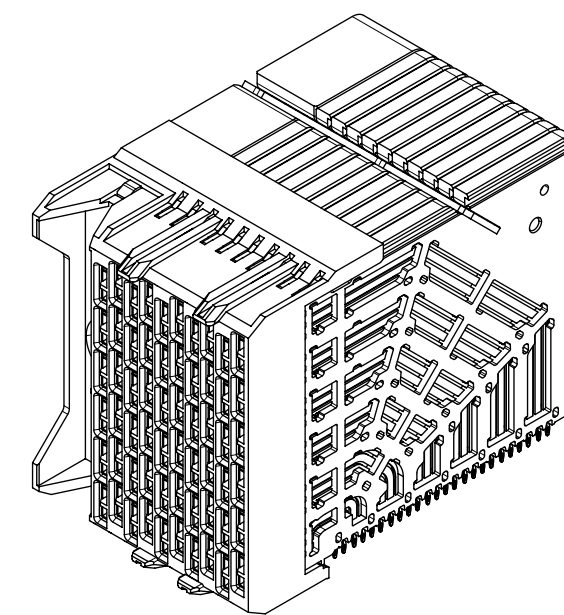


NOTES:

1. MATERIALS: HOUSING - LIQUID CRYSTAL POLYMER (LCP)  
GLASS-FILLED, UL94V-0  
TERMINALS - HIGH PERFORMANCE COPPER ALLOY
2. FINISH: 30uIN GOLD IN CONTACT AREA.  
SELECTIVE TIN ON PCB TAILS.  
NICKEL OVERALL.
3. REFER TO MOLEX PRODUCT SPECIFICATION PS-171320-999 FOR PERFORMANCE SPECIFICATIONS.
4. THIS PART CONFORMS TO CLASS B REQUIREMENTS OF MOLEX COSMETIC SPEC PS-45499-002.
5. PRODUCT WILL BE PACKAGED PER PK-78888-088.
6. SEE SHEET 2 FOR HOLE PATTERN DIMENSIONS.
7. MATES WITH IMPEL BP SERIES NUMBER 171395.
8. REFER TO IMPEL PCB ROUTING GUIDE AS-171320-990 FOR ANTIPAD, ROUTING RECOMMENDATIONS, AND ADDITIONAL PCB INFORMATION.
9. WHEN STACKING MODULES END TO END, THE MINIMUM COLUMN TO COLUMN HOLE SPACING IS 2.65mm.
10. WHEN USING THE SUPPLIED 2-32 THREAD FORMING SCREW (P/N 73726-0000), THE MAXIMUM RECOMMENDED BOARD THICKNESS IS 4.4mm.



KEY SHOWN IN POSITION "A"

QUALITY SYMBOLS		THIS DRAWING CONTAINS INFORMATION THAT IS PROPRIETARY TO MOLEX ELECTRONIC TECHNOLOGIES, LLC AND SHOULD NOT BE USED WITHOUT WRITTEN PERMISSION					
▽ = 0	▽ = 0	EC NO: 177599 DRWN: ABN CHKD: CYLAW APPR: DWLE01 MIGRATED TO NXECTR 2017/12/14 2018/06/07 2018/06/19	GENERAL TOLERANCES (UNLESS SPECIFIED)		DIMENSION UNITS	SCALE	
▽ = 0	▽ = 0		ANGULAR TOL ± 0.5 °		mm	4:1	
▽ = 0	▽ = 0		4 PLACES ±	JLAURX		DATE	2012/01/18
▽ = 0	▽ = 0		3 PLACES ±	CHKD BY		DATE	
▽ = 0	▽ = 0		2 PLACES ± 0.13	APPR BY		DATE	
▽ = 0	▽ = 0		1 PLACE ± 0.25	JLAURX		DATE	2012/05/18
▽ = 0	▽ = 0	0 PLACES ±	DRAFT WHERE APPLICABLE MUST REMAIN WITHIN DIMENSIONS		DRAWING SIZE	THIRD ANGLE PROJECTION	
▽ = 0	▽ = 0	A4	C	171400		SEE CHART	
RELEASE STATUS		P1	RELEASE DATE	2018/06/19	03:31:33	<b>molex</b> IMPEL DAUGHTERCARD ASSY 6 PAIR - 1.9MM PITCH GUIDE LEFT SALES DWG PRODUCT CUSTOMER DRAWING SERIES MATERIAL NUMBER CUSTOMER 171400 SEE CHART GENERAL MARKET DOCUMENT NUMBER DOC TYPE DOC PART SHEET NUMBER SD-171400-0002 PSD 001 1 OF 2	

