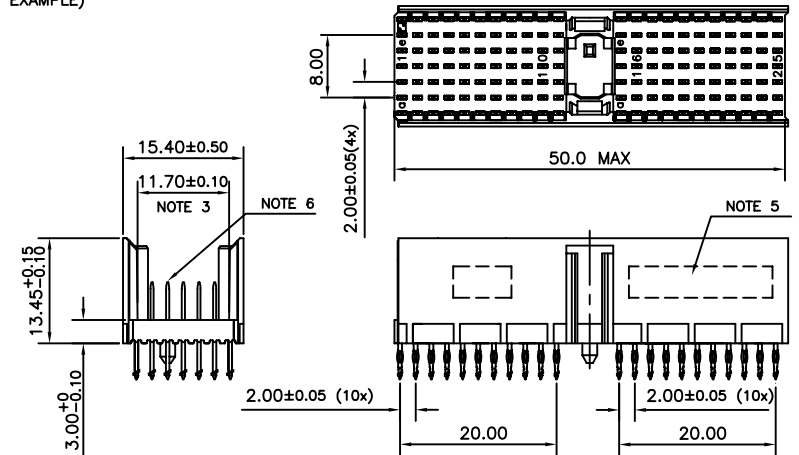


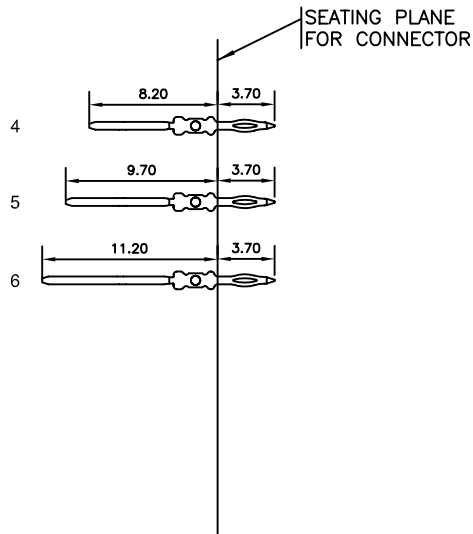
LOADING PATTERN MATING SIDE

f	0	0	0	0	0	0	0	0	0	0	0	0	0	0	0	0	0	0	0	0	0	0
e	5	5	4	4	4	4	4	4	4	4	4	4	4	4	4	4	4	4	4	4	4	4
d	5	5	4	6	4	6	4	6	4	6	4	6	4	4	4	4	4	4	4	4	4	4
c	5	5	4	4	4	4	4	4	4	4	4	4	4	4	4	6	4	4	4	4	4	4
b	5	5	4	5	4	5	4	5	4	5	4	5	4	5	4	5	4	5	4	5	4	5
a	5	5	4	4	4	4	4	4	4	4	4	4	4	4	4	4	4	4	4	4	4	4
z	0	0	0	0	0	0	0	0	0	0	0	0	0	0	0	0	0	0	0	0	0	0
P	0																					
OS	1																					
		0																				
			5																			
				0																		
					1																	
						5																
							2															
								2														
									2													

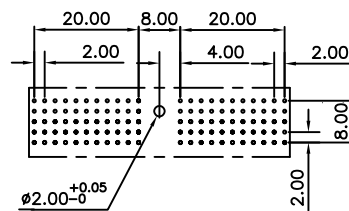
LOADED CONNECTOR ASSEMBLY (FOR EXAMPLE)



CONTACT OVERVIEW



LAY-OUT P.C.B.-HOLE



HM2P07PDP3A0-  
LEAD FREE INDICATOR : LF = LEAD FREE (DIGIT 15 & 16)

PLATING CODE (DIGIT 13 AND 14) (REF DRW NO. BS,C , 201844 , 003)

NOTES

- THIS PRODUCT IS CSA APPROVED.
  - THIS PRODUCT IS UL RECOGNIZED.
  - MEASURED AT THE BOTTOM.
  - MATERIAL CONTACT: PHOSPHORBRONZE  
HOUSING: CREAM WHITE GLASS FILLED POLYESTER UL-94V0
  - CONNECTOR PRINTED WITH P/N AND DATE CODE.
  - FOR ACTUAL CONTACT LOADINGS, SEE LOADING PATTERN MATING SIDE.
  - SHAPE OF CONNECTOR HOUSING CAN ALTER DEPENDING ON PRODUCTION LOCATION
  - THE PRODUCT (LF) MEETS EUROPEAN UNION DIRECTIVES AND OTHER COUNTRY REGULATIONS AS DESCRIBED IN GS-22-008
  - FOR RECOMMENDED PTH DIMENSIONS REFER DRAWING : BS, A , 201572 , 001
- CATALOG NO: HM2P07PDP3A0----

mat'l. code		SEE NOTE 4		surface	ISO 1302	tolerance	ISO 406 ISO 1101	projection	product family	MILLIPACS	
ltr	ecn no	dr	date	tolerances unless otherwise specified					title		
A	111-0181	AB	2011-11-07	angles	linear	.0±0.2		MM	MPACS 5+2R STR HDR PF CONN TYPE A		
				0°±1°		.00±0.1		scale			
		dr	ALEX BABU	2011-11-07					dwg no		
		enr	ALEX BABU	2011-11-07					sheet 1 of 1		
		chr	ALEX BABU	2011-11-07					size		
		appd	BIJU K PAUL	2011-11-07					A3		
sheet		revision	A								
index		sheet	1								