

**IMPACT**

TE Internal #: 2007715-1

High Speed Backplane Connectors, 120 Position, Mating Alignment, Keyed Mating Alignment Type, 12 Row, 10 Column, PCB Mount Receptacle, IMPACT

[View on TE.com >](#)

Connectors > PCB Connectors > Backplane Connectors > High Speed Backplane Connectors

Connector System: **Board-to-Board**Number of Positions: **120**Row-to-Row Spacing: **1.35 mm [ .053 in ]**Mating Alignment: **With**Mating Alignment Type: **Keyed****Features****Product Type Features**

Signal Arrangement	Differential
Connector System	Board-to-Board
PCB Connector Assembly Type	PCB Mount Receptacle
Shroud Style	Unshrouded
Connector & Contact Terminates To	Printed Circuit Board

**Configuration Features**

Number of Ground Positions	40
Number of Pairs	40
Stackable	No
Number of Signal Positions	80
Number of Positions	120
Number of Rows	12
Number of Columns	10
PCB Mount Orientation	Right Angle
Guide Location	Left

**Electrical Characteristics**

Impedance	100 $\Omega$
Operating Voltage	30 VAC



### Signal Characteristics

Number of Differential Pairs per Column	4
Data Rate	20 – 25 Gb/s

### Body Features

Primary Product Color	Black
-----------------------	-------

### Contact Features

PCB Contact Termination Area Plating Material Thickness	1.27 $\mu\text{m}$ [50 $\mu\text{in}$ ]
Contact Layout	Inline
Contact Type	Socket
Contact Underplating Material Thickness	1.27 $\mu\text{m}$ [50 $\mu\text{in}$ ]
Contact Mating Area Plating Material Thickness	.762 $\mu\text{m}$ [30 $\mu\text{in}$ ]
Contact Mating Area Plating Material	Gold
Contact Shape & Form	Dual Beam
Contact Underplating Material	Nickel
PCB Contact Termination Area Plating Material	Tin
Contact Base Material	Copper Alloy
Contact Current Rating (Max)	.75 A

### Termination Features

Termination Post & Tail Length	1.2 mm[.047 in]
Termination Method to Printed Circuit Board	Through Hole - Press-Fit

### Mechanical Attachment

PCB Mount Alignment Type	Locating Posts
Guide Hardware	With
Mating Retention	Without
PCB Mount Retention	With
PCB Mount Retention Type	Action/Compliant Tail & Screw
Mating Alignment	With
Mating Alignment Type	Keyed
Connector Mounting Type	Board Mount

### Housing Features

Number of Shrouded Sides	0
Housing Material	LCP - GF (Liquid Crystal Polymer)



Centerline (Pitch)	1.9 mm[.075 in]
--------------------	-----------------

### Dimensions

Connector Length	26.6 mm[1.047 in]
------------------	-------------------

Connector Height	17.3 mm[.681 in]
------------------	------------------

Connector Width	28.2 mm[1.11 in]
-----------------	------------------

PCB Thickness (Recommended)	1 mm
-----------------------------	------

PCB Hole Diameter	.39 mm[.015 in]
-------------------	-----------------

Row-to-Row Spacing	1.35 mm[.053 in]
--------------------	------------------

### Usage Conditions

Operating Temperature Range	-55 – 85 °C[-67 – 185 °F]
-----------------------------	---------------------------

### Operation/Application

Circuit Application	Signal
---------------------	--------

### Industry Standards

Approved Standards	CSA Certified, UL E28476
--------------------	--------------------------

UL Flammability Rating	UL 94V-0
------------------------	----------

### Packaging Features

Packaging Method	Box & Tube, Tube
------------------	------------------

### Product Compliance

[For compliance documentation, visit the product page on TE.com>](#)

EU RoHS Directive 2011/65/EU	Compliant
------------------------------	-----------

EU ELV Directive 2000/53/EC	Compliant
-----------------------------	-----------

China RoHS 2 Directive MIIT Order No 32, 2016	No Restricted Materials Above Threshold
---	---

EU REACH Regulation (EC) No. 1907/2006	Current ECHA Candidate List: JUNE 2023 (235) Candidate List Declared Against: JUNE 2023 (235) Does not contain REACH SVHC
--	---

Halogen Content	Low Halogen - Br, Cl, F, I < 900 ppm per homogenous material. Also BFR/CFR/PVC Free
-----------------	---

Solder Process Capability	Not applicable for solder process capability
---------------------------	--

Product Compliance Disclaimer



This information is provided based on reasonable inquiry of our suppliers and represents our current actual knowledge based on the information they provided. This information is subject to change. The part numbers that TE has identified as EU RoHS compliant have a maximum concentration of 0.1% by weight in homogenous materials for lead, hexavalent chromium, mercury, PBB, PBDE, DBP, BBP, DEHP, DIBP, and 0.01% for cadmium, or qualify for an exemption to these limits as defined in the Annexes of Directive 2011/65/EU (RoHS2). Finished electrical and electronic equipment products will be CE marked as required by Directive 2011/65/EU. Components may not be CE marked. Additionally, the part numbers that TE has identified as EU ELV compliant have a maximum concentration of 0.1% by weight in homogenous materials for lead, hexavalent chromium, and mercury, and 0.01% for cadmium, or qualify for an exemption to these limits as defined in the Annexes of Directive 2000/53/EC (ELV). Regarding the REACH Regulation, the information TE provides on SVHC in articles for this part number is based on the latest European Chemicals Agency (ECHA) 'Guidance on requirements for substances in articles' posted at this URL: <https://echa.europa.eu/guidance-documents/guidance-on-reach>

## Compatible Parts




TE Part # 2007820-2  
IMP100S,H,V4P10C,UG,OEWS39,4,9



TE Part # 2018530-1  
TOOL, SEAT 4 PR 10 COL,BP CONN

## Also in the Series | IMPACT



High Speed Backplane Connectors  
(1768)

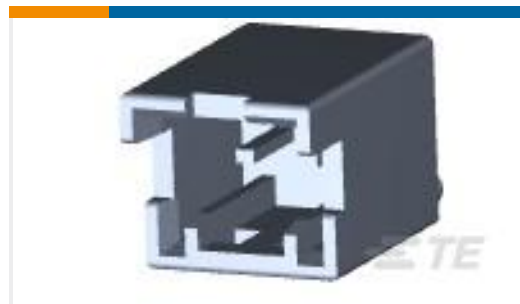
## Customers Also Bought



TE Part #1658871-1  
XFP CAGE ASSY W/ INSULATING TA



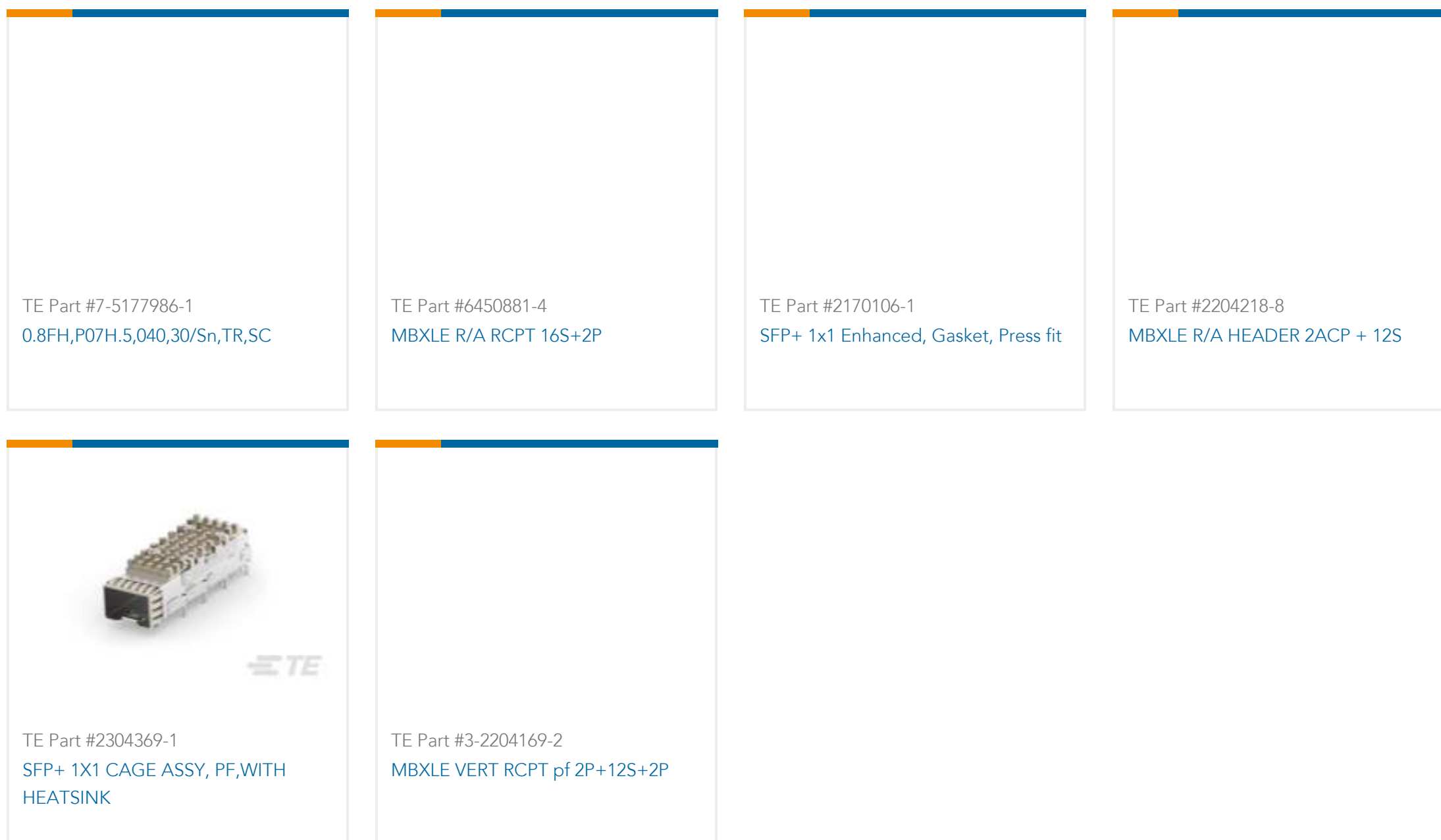
TE Part #6123001-5  
0.8FH,P08H.5,120,30/Sn,TR,SC



TE Part #1-1747067-2  
GRACE INERTIA CONN 2.5 HDR ASSY  
2P RED



TE Part #1932605-1  
1X1SFP CAGE ASSY & PT  
CONNECTOR ASSY



## Documents

### Product Drawings

[IMP100S,R,RA4P10C,LG,39](#)

English

### CAD Files

#### Customer View Model

[ENG\\_CVM\\_CVM\\_2007715-1\\_A.2d\\_dxf.zip](#)

English

#### 3D PDF

3D

#### Customer View Model

[ENG\\_CVM\\_CVM\\_2007715-1\\_A.3d\\_igs.zip](#)

English

#### Customer View Model

[ENG\\_CVM\\_CVM\\_2007715-1\\_A.3d\\_stp.zip](#)

English

By downloading the CAD file I accept and agree to the [Terms and Conditions](#) of use.

### Datasheets & Catalog Pages

[7-1773458-1\\_IMPACT\\_BACKPLANE\\_CONNECTOR\\_SYSTEM\\_CATALOG](#)

English

### Product Specifications

[Application Specification](#)

English

### Product Environmental Compliance

[MD\\_2007715-1\\_011520151512\\_dmtec](#)



English

[MD\\_2007715-1\\_011520151512\\_dmtec](#)

English

---

[Agency Approvals](#)

[Agency Approval Document](#)

English