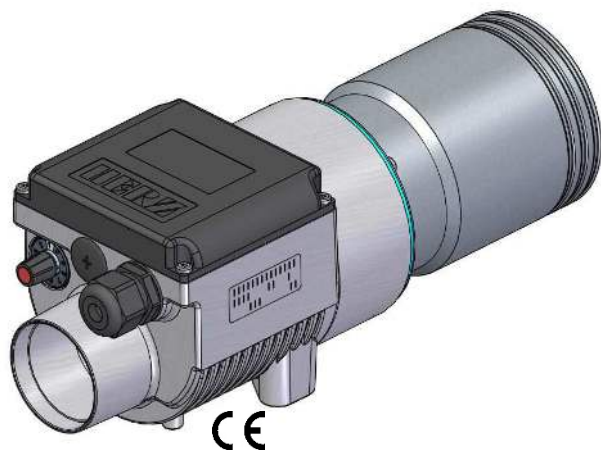


Air heater type XL92 to 25,0 KW



Function: Air heater with external air supply by means of fan or compressed air.
CAUTION !!! Device is not pressure-resistant !!!

Configuration: Default: Temperature control with potentiometer (1 – 9)
 - alternatively with external potentiometer (cable length 5 meter) or
 - external control by control unit or SPS (cable length per meter)
 The Device is equipped with a reliable heating element protection. The integrated device protection turns off the device when tripped, the fault must be with a "reset" reset again.

Features: Special designs with internal thermocouple (cable length 1 or 5 meter)
 - for devices with electronic equipment max. supply air temperature 50°C/122°F
 - the unit is available without electronics (without heating element and device protection)
 - for devices without electronic equipment max. supply air temperature 80°C/176°F (Special design up to max. 100°C/212°F)

Power: 5,7 KW – 25,0 KW
Voltage: 230 VAC (3Ph), 400-440-480 VAC

Technical data:

Item number/Basic versions	Potentiometer	5700098	5102747	5102761	5102762	5102760	5102765	on request
	external control	5102750	5102748	5112328	5102179	5110521	5113726	on request
	without electronic	5102755	5102753	5102766	5102180	5102768	5102770	5102770
Voltage	VAC	230 (3Ph)			400 - 480		400	480
Frequency	Hz	50 / 60						
Power	KW	5,7	10,2	5,9 - 8,5	7,6 - 10,9	11,8 - 17,1	17,0	25,0
Current	A	14,3	25,6	8,5 - 10,2	11,0 - 13,1	17,0 - 20,6	25,5	30,1
Max. temperature	°C/°F	650/1202						
Min. air volume	l/min	550	930	560	680	950	1480	
Weight	kg	3,3						
Air intake	Ø mm	60						
Air outlet	Ø mm	84						
Heater tube	Ø mm	92 / 102						
Dimensions	mm (L x W x H)	335 x 123 x 124						
Conformity mark								
Protection class I								

Air heater type XL92 to 25,0 KW

Product description:	Connection scheme:	
	<p style="text-align: center;">With electronics</p>	<p style="text-align: center;">Without electronics</p>
<ol style="list-style-type: none"> 1. Cable fitting mains supply 2. Cable fitting control cable for external control 3. Potentiometer 0-9 (no Potentiometer for devices without electronic and external control) 4. Mounting on bottom of housing M 8 (screw depth 16 mm) 5. Heating element pipe (type L= 62mm; type XL = 92 mm) 6. Cover 7. Data plate 8. Air intake Ø 38mm 	<ol style="list-style-type: none"> 1. L1, N or L1, L2 or L1, L2, L3 Main connection according to data plate 2. earth 3. 1 – 3 potential-free changeover contact (230VAC, 1A) <ul style="list-style-type: none"> - 2 → 1 = close - 2 → 3 = open 4. +/- external control signal from for example SPS or Controller (PWM 12 – 24VDC max. 1 Hz) <p>NOTE: For devices without electronics, the terminals + / - and 1/2/3 not available!</p>	

NOTE:

After activation of the heating element and / or equipment protection is indicated on the devices with electronics has a relay contact this disorder. The built-in relay, will give the following model with the terminals 1-3 (3), a potential-free changeover contact. This signal can only be a "reset" back off, that is, the device must be energized.

Measures in case the heating element and protection:

Unit from the mains, after 3 seconds automatically reset the electronics. Check the air supply (air flow, pressure, fan filter). Restore power supply.

Air heater type XL92 to 25,0 KW

Available Versions:






Item no.	Description
5700098	Air heater XL92 230 VAC 3Ph 5,7 KW with potentiometer
5102750	Air heater XL92 230 VAC 3Ph 5,7 KW externally controllable (PWM 12-24 VDC, 1 Hz)
5102755	Air heater XL92 230 VAC 3Ph 5,7 KW without electronic
5102747	Air heater XL92 230 VAC 3Ph 10,2 KW with potentiometer
5102748	Air heater XL92 230 VAC 3Ph 10,2 KW externally controllable (PWM 12-24 VDC, 1 Hz)
5102753	Air heater XL92 230 VAC 3Ph 10,2 KW without electronic
5102761	Air heater XL92 400-440-480 VAC 5,9-7,1-8,5 KW with potentiometer
5112328	Air heater XL92 400-440-480 VAC 5,9-7,1-8,5 KW externally controllable (PWM 12-24 VDC, 1 Hz)
5102766	Air heater XL92 400-440-480 VAC 5,9-7,1-8,5 KW without electronic
5102762	Air heater XL92 400-440-480 VAC 7,6-9,1-10,9 KW with potentiometer
5102179	Air heater XL92 400-440-480 VAC 7,6-9,1-10,9 KW externally controllable (PWM 12-24 VDC, 1 Hz)
5102180	Air heater XL92 400-440-480 VAC 7,6-9,1-10,9 KW without electronic
5102760	Air heater XL92 400-440-480 VAC 11,8-14,3-17,1 KW with potentiometer
5110521	Air heater XL92 400-440-480 VAC 11,8-14,3-17,1 KW externally controllable (PWM 12-24 VDC, 1 Hz)
5102768	Air heater XL92 400-440-480 VAC 11,8-14,3-17,1 KW without electronic
5102765	Air heater XL92 400 VAC 17,0 KW with potentiometer
5113726	Air heater XL92 400 VAC 17,0 KW externally controllable (PWM 12-24 VDC, 1 Hz)
5102770	Air heater XL92 400 VAC 17,0 KW without electronic

Air heater type XL92 to 25,0 KW

Available modifications:

Item number	Type	Modification
5005014	S02	External potentiometer for heating including 5m control line; 3 pole; Potentiometer is soldered to the end of the cable; including potentiometer knob red;
The basic device for this modification is always standard with a potentiometer		
5005021.7	S05	Internal PID control via internal potentiometer without digital display;
5005010.7	S06	Internal thermocouple including 2m compensation cable with open ends green (+) white (-);
5005017	S17	Device with 2m silicone connection cable. Open ended cables; the ends are marked; Inlet temperature max. 100°C/212°F;
5005033	S20	The device has no electronics but has a built-in solid state relay; there is a 2-pole connection terminal for connecting the control line; exclusive control cable;
5005036.6	S23	Device with tube adapter without protective tube; Standard is with protective tube;

Accessories:

Item no.	Description
5107275	 Flange connector, push fit on the protective tube
5107244	 Round nozzle \varnothing 50 mm
5107269	 Angled nozzle, length 175 x 175mm
5107273	 Extension tube 60 x 500mm
5107274	Wide slot nozzle 130 x 17mm
5107272	Wide slot nozzle 300 x 12mm
5106018	Wide slot nozzle 400 x 10mm
5107267	Wide slot nozzle 500 x 15mm
5106023	Wide slot nozzle 600 x 4mm
5107268	 Tubular nozzle 1288 x 1000 x 1,5mm (L1 x L2 x W)

Air heater type XL92 to 25,0 KW

Combination possibilities for devices WITH electronic *:

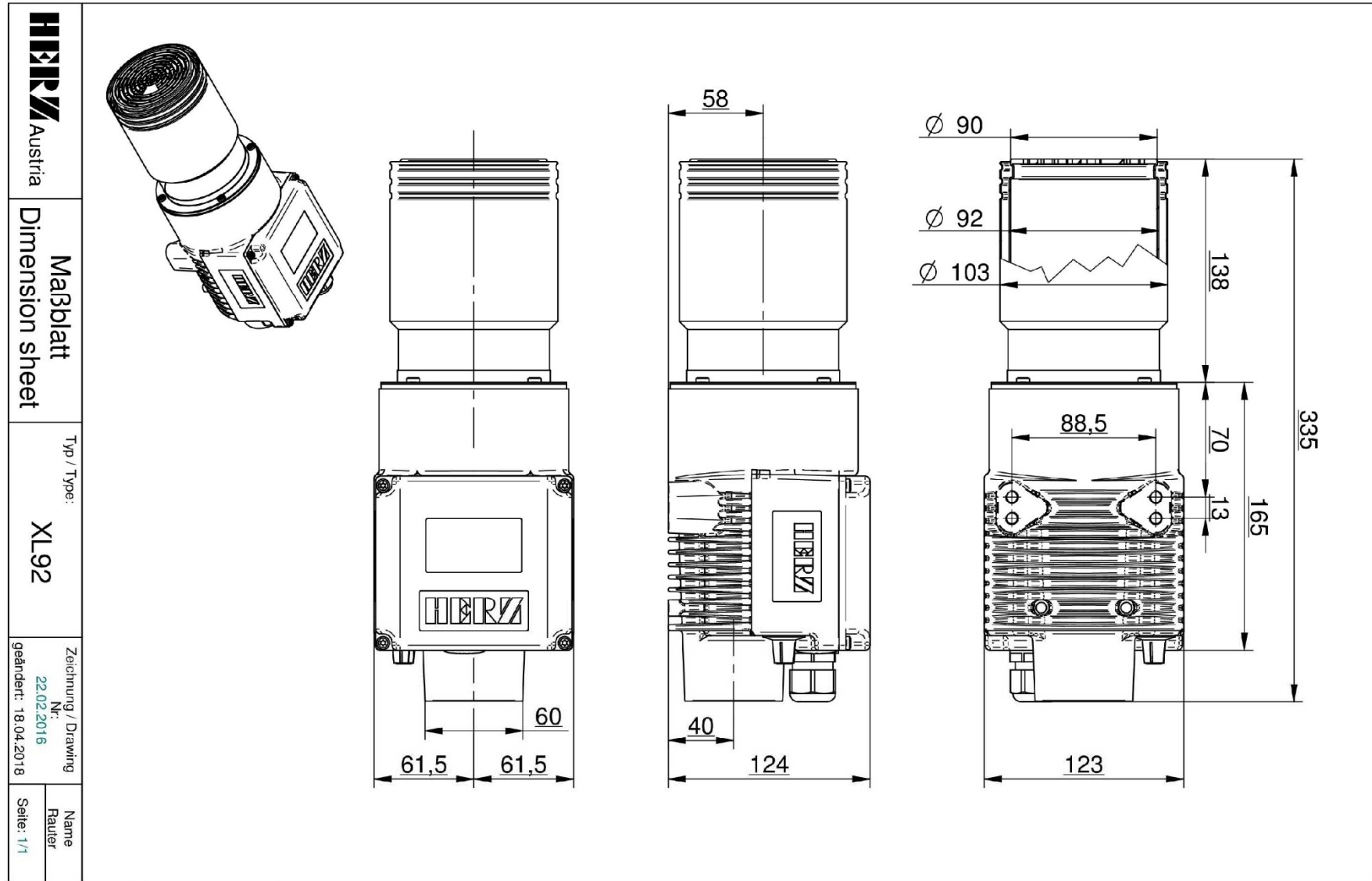
Measuring point: 3.0 mm after the air outlet pipe adapter – without nozzle, measured at the hottest point
Hose length: 1,0 m
Air supply: Blower 400 Volt, 50 Hz (HD = High pressure blower, MD = Medium pressure blower)
Air flow: NI / min = standard liters per minute according to DIN 1343

CAUTION: Air flow and temperature are indicative which can change due to external influences and changes air hose diameter and length!

Blower type	Quantity, air heater type; voltage; power	Air flow at 50 Hz with heating [NI / min.]	Maximum temperature at 50 Hz [°C/°F]
HD140	2 x XL92; 400VAC; 5,9KW	2 x 780	480/896
MD10	2 x XL92; 400VAC; 5,9KW	2 x 1740	250/482
	4 x XL92; 400VAC; 5,9KW	4 x 1160	360/680
MD14	2 x XL92; 400VAC; 5,9KW	2 x 2130	210/410
	4 x XL92; 400VAC; 5,9KW	4 x 1910	230/446
HD140	2 x XL92; 400VAC; 7,6KW	2 x 770	580/1076
HD240	4 x XL92; 400VAC; 7,6KW	4 x 1070	510/950
MD10	2 x XL92; 400VAC; 7,6KW	2 x 770	320/608
	4 x XL92; 400VAC; 7,6KW	4 x 1110	440/824
MD14	4 x XL92; 400VAC; 7,6KW	4 x 1790	310/590
HD140	1 x XL92; 400VAC; 11,8KW	1470	460/860
HD240	4 x XL92; 400VAC; 11,8KW	4 x 1070	590/1094
MD10	1 x XL92; 400VAC; 11,8KW	1770	400/752
	2 x XL92; 400VAC; 11,8KW	2 x 1460	460/860
	4 x XL92; 400VAC; 11,8KW	4 x 1070	570/1058
MD14	1 x XL92; 400VAC; 11,8KW	2090	380/716
	2 x XL92; 400VAC; 11,8KW	2 x 1880	400/752
	4 x XL92; 400VAC; 11,8KW	4 x 1720	430/806
HD240	2 x XL92; 400VAC; 17,0KW	2 x 2040	490/914
MD10	1 x XL92; 400VAC; 17,0KW	970	550/1022
MD14	1 x XL92; 400VAC; 17,0KW	1850	530/986
	2 x XL92; 400VAC; 17,0KW	2 x 1800	540/1004

*Data without guarantee

Air heater type XL92 to 25,0 KW



Änderungen vorbehalten / Changes reserved

Air heater type XL92 to 25,0 KW

HERZ GmbH

Kunststoff- & Wärmetechnologie
Biberweg 1
DE – 56566 Neuwied
Tel.: +49 (0)2622-8855-0
Fax: +49 (0)2622-8855-135
Fax: +49 (0)2622-8855-136
www.herz-gmbh.com
info@herz-gmbh.com

HERZ Austria GmbH

Kunststoff- & Wärmetechnologie
Gleinser Weg 27
AT – 6141 Schönberg / Tirol
Tel.: +43 (0)5225-63113
Fax: +43 (0)5225-6311385
www.herz-austria.at
herz.schoenberg@herz-gmbh.com

HERZ Hungária Kft.

Műanyag- és hőlégtéchnika
Pesti út 284
HU – 2225 Üllő
Tel.: +36 (06)29-522400
Fax: +36 (06)29-522410
www.herz-hungaria.hu
herz@herz-hungaria.hu

HERZ Bulgaria OOD

Boul. Assen Yordanov 10
BG – 1592 Sofia
Tel.: +359 (0)2-9790351
www.herz-bulgaria.com
office@herz-bulgaria.com

HERZ GmbH

Kunststoff- & Wärmetechnologie
Am Arenberg 26A
DE – 86456 Gablingen
Tel.: +49 (0)8230-85085
Fax: +49 (0)8230-85087
www.herz-gmbh.com
robert.einberger@herz-gmbh.com

HERZ Austria GmbH

Kunststoff- & Wärmetechnologie
Johann-Galler-Str. 20 IZ – NÖ – Nord
AT – 2120 Wolkersdorf i. Weinviertel
Tel.: +43 (0)2245-82494-0
Fax: +43 (0)2245-82494-9
www.herz-austria.at
herz.wolkersdorf@herz-gmbh.com

HERZ Polska Sp.z o.o.

Technologie obróbki tworzyw sztucznych
Ul. Kostrzyńska 30
PL – 02-979 Warszawa
Tel.: +48 (0)22-8428583
Fax: +48 (0)22-8429700
www.herz-polska.pl
herz@herz-polska.pl

