

2-1827393-3 ✓ ACTIVE



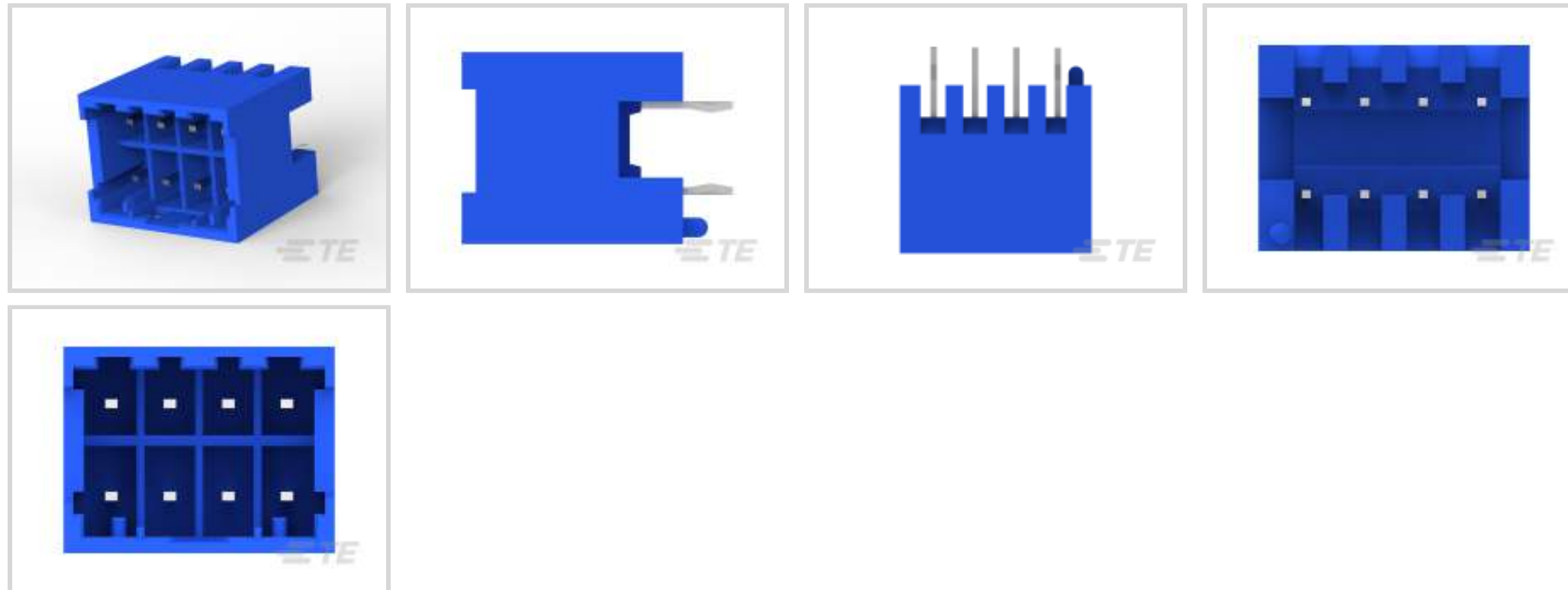
### GRACE INERTIA 3.3

TE Internal #: 2-1827393-3

Rectangular Power Connectors, Header, Receptacle, Wire-to-Board, 8 Position, 3.3 mm [.129 in] Centerline, Printed Circuit Board, GRACE INERTIA 3.3

[View on TE.com >](#)

Connectors > Power Connectors > Rectangular Power > Rectangular Power Connectors



Rectangular Power Connector Type: **Header**

Connector & Housing Type: **Receptacle**

Connector System: **Wire-to-Board**

Number of Positions: **8**

Centerline (Pitch): **3.3 mm [.129 in]**

### Features

#### Product Type Features

Header Type	Fully Shrouded
Rectangular Power Connector Type	Header
Connector & Housing Type	Receptacle
Connector System	Wire-to-Board
Sealable	No
Connector & Contact Terminates To	Printed Circuit Board

#### Configuration Features

Number of Positions	8
PCB Mount Orientation	Vertical
Number of Power Positions	8
Number of Signal Positions	8
Number of Rows	2

#### Electrical Characteristics

Operating Voltage	250 VDC
-------------------	---------



### Contact Features

Contact Mating Area Plating Material	Tin
Contact Current Rating (Max)	4 A
Contact Retention Within Housing	With
Contact Type	Tab
PCB Contact Termination Area Plating Material	Tin
Contact Mating Area Plating Material Thickness	.8 $\mu$ m[31.49 $\mu$ in]

### Termination Features

Termination Method to Wire & Cable	Crimp
Termination Method to Printed Circuit Board	Through Hole - Solder

### Mechanical Attachment

Connector Mounting Type	Board Mount
-------------------------	-------------

### Housing Features

Centerline (Pitch)	3.3 mm[.129 in]
Housing Color	Blue
Housing Material	Nylon 6/6 GF

### Dimensions

Wire Size	414.44 – 1045.97 CMA
Row-to-Row Spacing	5.2 mm[.205 in]

### Usage Conditions

Operating Temperature Range	-30 – 105 °C[-22 – 221 °F]
-----------------------------	----------------------------

### Operation/Application

Circuit Application	Power & Signal
---------------------	----------------

### Industry Standards

UL Flammability Rating	UL 94V-0
Glow Wire Rating	GWT 750°C (Without Flame)

### Packaging Features

Packaging Method	Box & Tray
------------------	------------

### Product Compliance

For compliance documentation, visit the product page on [TE.com](https://www.te.com)>



EU RoHS Directive 2011/65/EU	Compliant
EU ELV Directive 2000/53/EC	Compliant
China RoHS 2 Directive MIIT Order No 32, 2016	No Restricted Materials Above Threshold
EU REACH Regulation (EC) No. 1907/2006	Current ECHA Candidate List: JUNE 2023 (235) Candidate List Declared Against: JUNE 2023 (235) Does not contain REACH SVHC
Halogen Content	Not Low Halogen - contains Br or Cl > 900 ppm.
Solder Process Capability	Wave solder capable to 265°C

Product Compliance Disclaimer

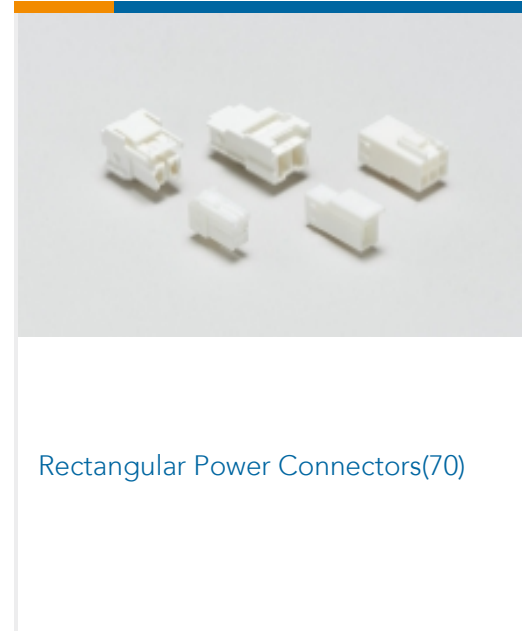

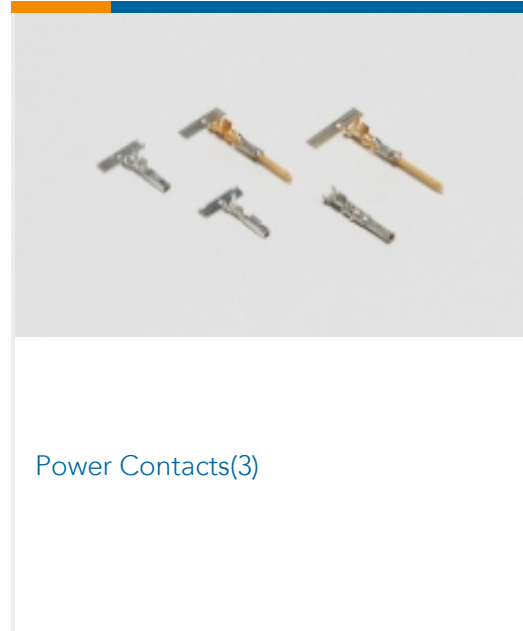

This information is provided based on reasonable inquiry of our suppliers and represents our current actual knowledge based on the information they provided. This information is subject to change. The part numbers that TE has identified as EU RoHS compliant have a maximum concentration of 0.1% by weight in homogenous materials for lead, hexavalent chromium, mercury, PBB, PBDE, DBP, BBP, DEHP, DIBP, and 0.01% for cadmium, or qualify for an exemption to these limits as defined in the Annexes of Directive 2011/65/EU (RoHS2). Finished electrical and electronic equipment products will be CE marked as required by Directive 2011/65/EU. Components may not be CE marked. Additionally, the part numbers that TE has identified as EU ELV compliant have a maximum concentration of 0.1% by weight in homogenous materials for lead, hexavalent chromium, and mercury, and 0.01% for cadmium, or qualify for an exemption to these limits as defined in the Annexes of Directive 2000/53/EC (ELV). Regarding the REACH Regulation, the information TE provides on SVHC in articles for this part number is based on the latest European Chemicals Agency (ECHA) 'Guidance on requirements for substances in articles' posted at this URL: <https://echa.europa.eu/guidance-documents/guidance-on-reach>

## Compatible Parts

 <p>TE Part # CAT-G7534-T669 GRACE INERTIA TPA</p>	 <p>TE Part # 1827393-1 GIC 3.3 HDR ASSY 8P</p>	 <p>TE Part # 1827392-1 GIC 3.3 HDR ASSY 6P</p>	 <p>TE Part # 1827391-1 GIC 3.3 HDR ASSY 4P</p>
 <p>TE Part # 1871571-1 GIC 3.3 HDR ASSY 12POS KINK</p>	 <p>TE Part # 2-1827391-1 GIC 3.3 HDR ASSY BLUE WITH KINK</p>	 <p>TE Part # 2-1827392-1 GIC 3.3 HDR ASSY 6POS 2ROW BLUE</p>	 <p>TE Part # 2-1871571-3 GIC 3.3 HEADER ASSY 12POS</p>



Also in the Series | **GRACE INERTIA 3.3**



Customers Also Bought



Documents

[Product Drawings](#)  
[GIC 3.3 HDR ASSY 8P](#)

English

[CAD Files](#)  
[Customer View Model](#)  
[ENG\\_CVM\\_CVM\\_2-1827393-3\\_G.2d\\_dxf.zip](#)



English

[3D PDF](#)

3D

Customer View Model

[ENG\\_CVM\\_CVM\\_2-1827393-3\\_G.3d\\_igs.zip](#)

English

Customer View Model

[ENG\\_CVM\\_CVM\\_2-1827393-3\\_G.3d\\_stp.zip](#)

English

By downloading the CAD file I accept and agree to the [Terms and Conditions](#) of use.

---

## Product Specifications

[Application Specification](#)

Japanese

[GRACE INERTIA CONNECTOR 3.3 CONTACT](#)

Japanese

---

## Product Environmental Compliance

[TE Material Declaration](#)

English