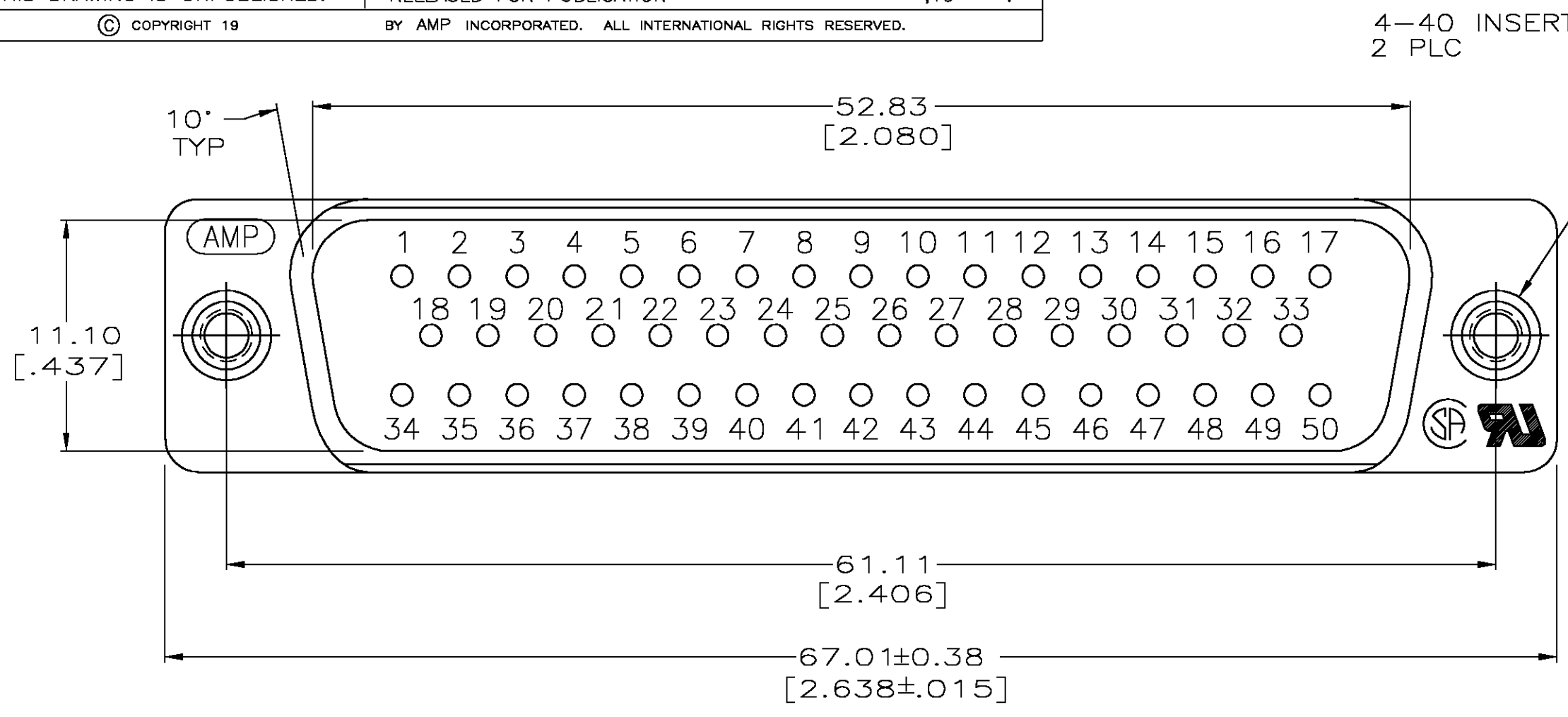


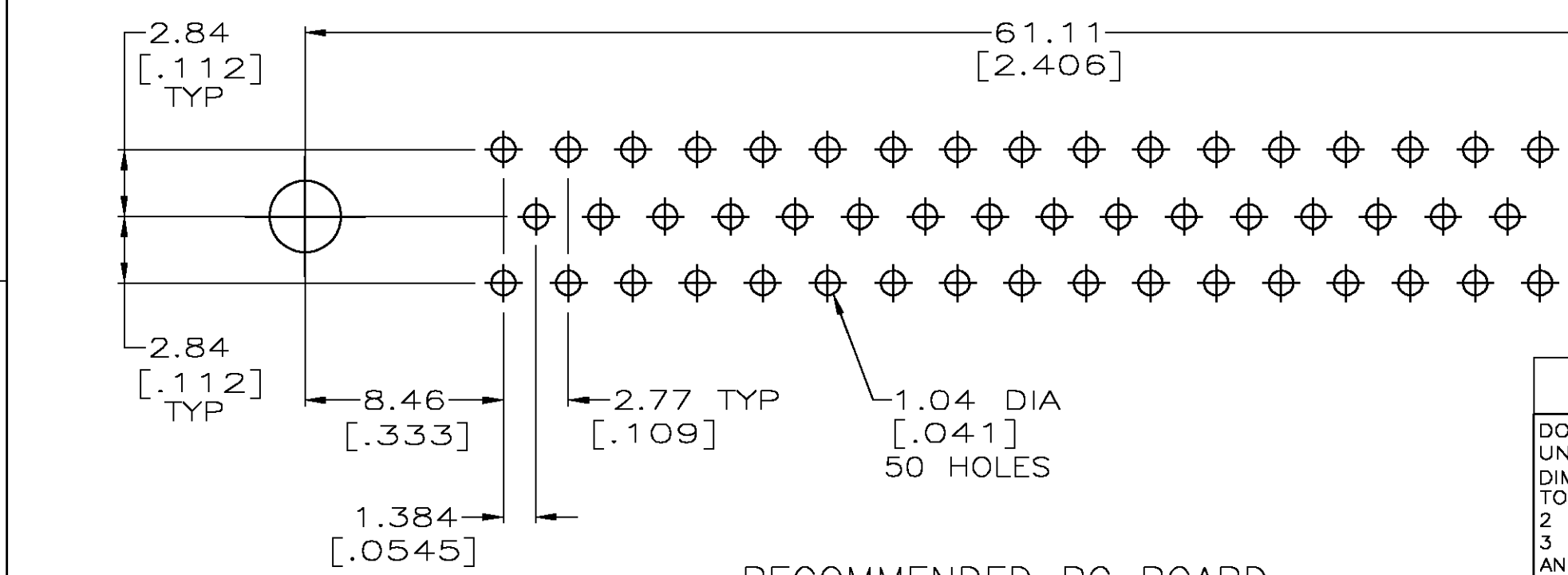
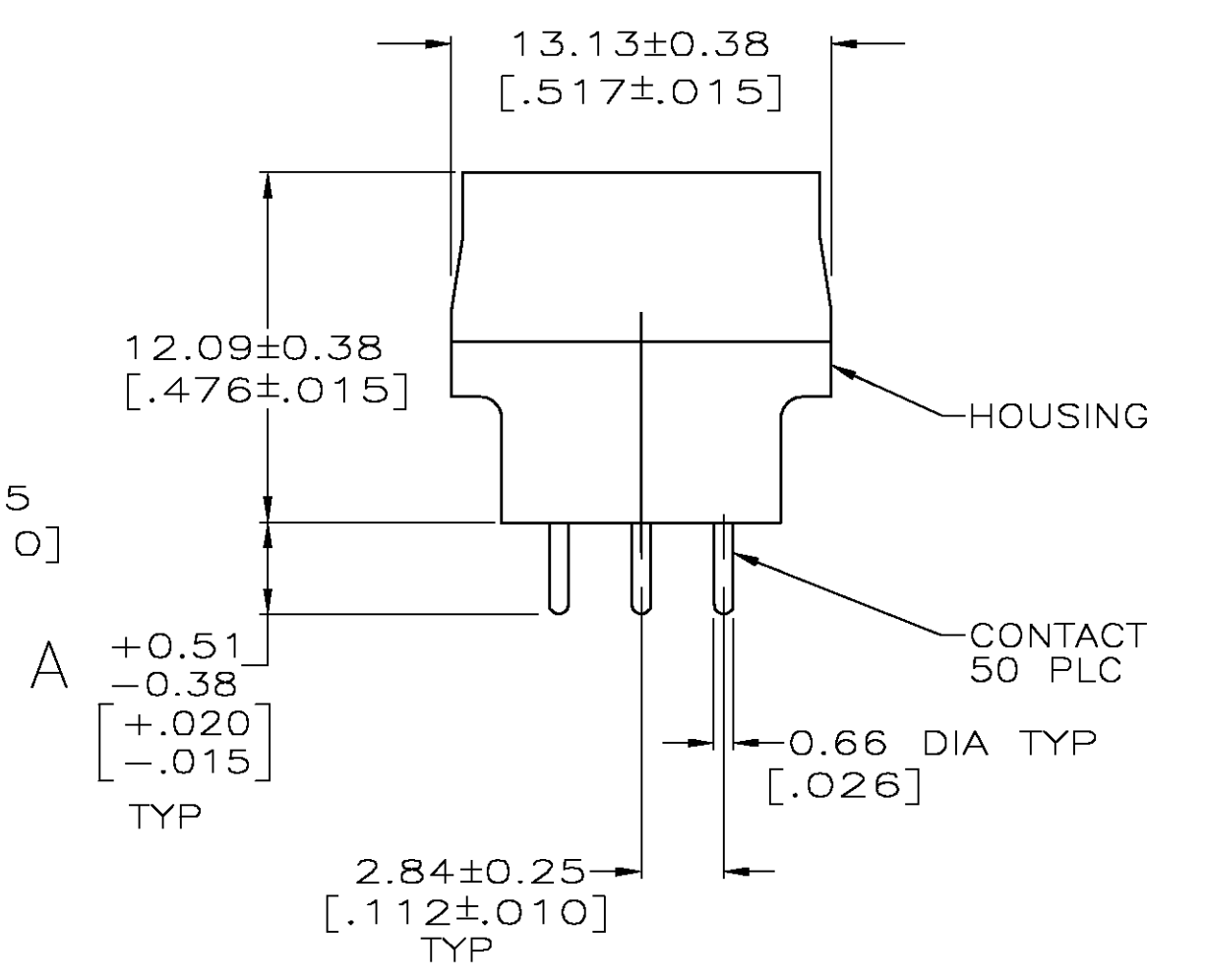
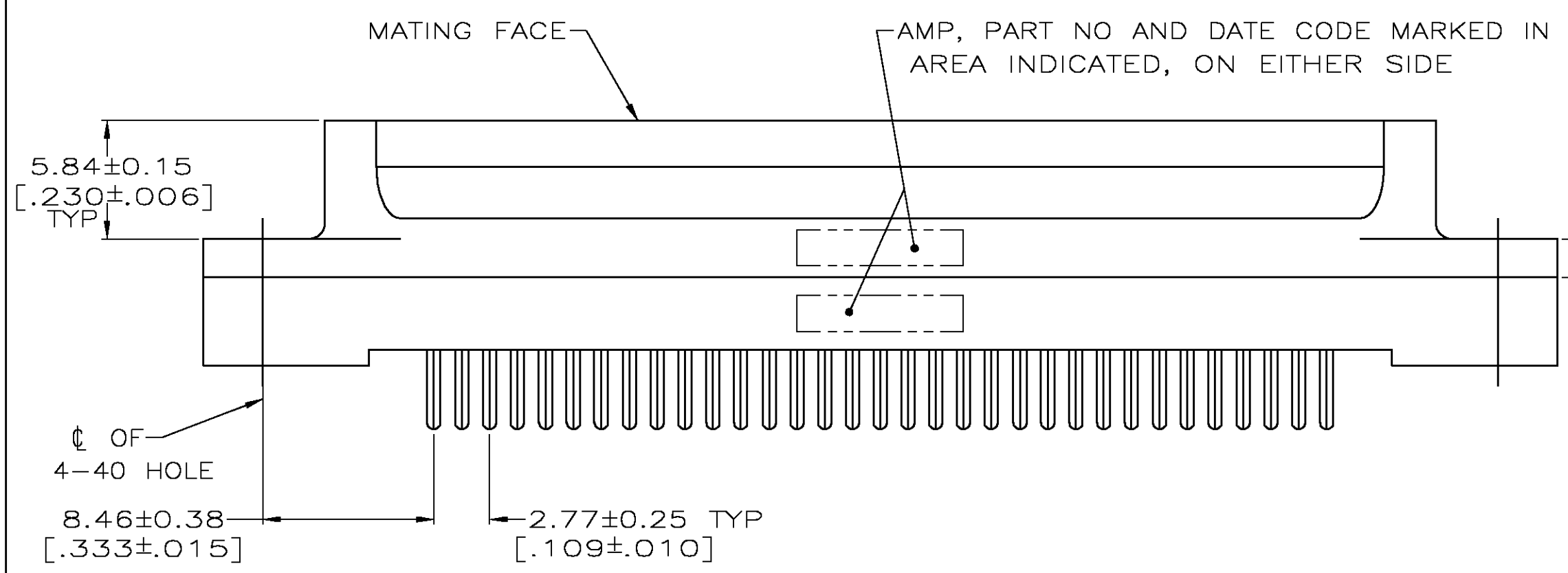
4  
DRAWING MADE IN THIRD ANGLE PROJECTION

THIS DRAWING IS UNPUBLISHED. RELEASED FOR PUBLICATION .19  
 © COPYRIGHT 19 BY AMP INCORPORATED. ALL INTERNATIONAL RIGHTS RESERVED.

LOC	DIST	P	F	ZONE	LTR	REVISIONS	DATE	APPD
GP	00				H	REACTIVATE -1 PER OS11-0004-04	09JAN04	CC



- ① HOUSING: BLACK POLYESTER, UL 94V-0 RATED; CONTACT: BRASS PER MIL-C-50; INSERT: BRASS PER QQ-B-626.
- ② GOLD PLATING PER MIL-G-45204, TIN PLATING PER MIL-T-10727, NICKEL PLATING PER QQ-N-290.
- ③ GOLD PLATED FOR A LENGTH OF 3.81 [.150] MIN FROM MATING END, GOLD FLASH IN MATED AREA, 2.54µm [.000100] MIN TIN OR TIN-LEAD FOR A LENGTH OF DIMENSION A FROM OPPOSITE END, ALL OVER 1.27µm [.000050] MIN NICKEL.
- ④ GOLD PLATED FOR A LENGTH OF 3.81 [.150] FROM MATING END, 0.76µm [.000030] MIN GOLD IN MATED AREA, 2.54µm [.000100] MIN TIN OR TIN-LEAD FOR A LENGTH OF DIMENSION A FROM OPPOSITE END, ALL OVER 1.27µm [.000050] MIN NICKEL.



RECOMMENDED PC BOARD MOUNTING DIMENSIONS



FINISH	SIZE	CAGE CODE	DRAWING NO
OBSOLETE	6.35 [.250]	④	745055-6
OBSOLETE	6.35 [.250]	③	745055-5
OBSOLETE	4.32 [.170]	④	745055-4
OBSOLETE	4.32 [.170]	③	745055-3
OBSOLETE	3.18 [.125]	④	745055-2
OBSOLETE	3.18 [.125]	③	745055-1

DO NOT SCALE PRINT. UNLESS SPECIFIED DIMENSIONS IN mm [INCHES] TOLERANCES ON : 2 PLC DEC ± 0.13 [.005] 3 PLC DEC ± - ANGLES ± 2'	DR 11-15-89 J McCLINTON CHK 2-1-90 R.STONE APPD 2-2-90 S.SCHIEFERLY APPD 2-2-90 C.ROHDE PRODUCT SPEC 108-40025 APPLICATION SPEC - WEIGHT -	NAME PLUG ASSEMBLY, SIZE 5, 50 POSN, VERTICAL, AMPLIMITE® HD-20 SIZE <b>C</b> CAGE CODE 00779 DRAWING NO 745055 SCALE 4:1	CONTACT FINISH PART NO AMP INCORPORATED Harrisburg, Pa. 17105 SHEET 10F 1
---	--	--	--

CUSTOMER DRAWING